

CREDIT AGRICOLE CIB FINANCIAL SOLUTIONS

Half yearly Financial Report

June, 30 2022

This is a free French translation of the Half yearly Financial Report issued in French. This version is provided for the convenience of English-speaking users only.

Contents

Statement by the responsible person	3
Officers.....	4
Statutory auditor’s report on the financial report	5
Balance sheet assets.....	7
Balance sheet liabilities and shareholders' equity	8
Income statement.....	9
Cash flow statement	10
Notes to the half yearly financial report	11
State of issues inventory of June, 30 2022	72
State of issues inventory of December, 31 2021	73
Balance sheet – analysis by remaining maturity	74
Half year activity report	75

STATEMENT BY THE RESPONSIBLE PERSON

I certify that, to the best of my knowledge, the financial statements for the past six months have been prepared in accordance with the applicable accounting standards and give a true and fair view of the assets, financial situation and results of the company and all companies included in the consolidation, and that the half-year activity report presents a true and fair view of the significant events that occurred during the first six months of the financial year, their impact on the accounts, the main transactions between related parties and that it describes the main risks and the main uncertainties for the remaining six months of the year.

Done on September 30, 2022, in Montrouge.

Christine CREMEL
The Chairman of the board of directors

OFFICERS

BOARD OF DIRECTORS

C. Cremel, The Chairman of the board of directors
F. Ntjono, Indosuez Participations society representative
E. Bapt, Director
K. Hamidouche, Director
G. Ladret, Director
B. Plaut, Director
L. Normand, Director
M. Crabos, Director

REGISTERED OFFICE

12 place des Etats-Unis, CS 70052
92547 Montrouge Cedex

INDEPENDENT AUDITOR

PriceWaterhouseCoopers Audit, SA
63 rue de Villiers
92208 Neuilly Sur Seine

STATUTORY AUDITOR’S REPORT ON THE FINANCIAL REPORT

Statutory Auditor’s review report on the half-yearly financial information

For the six months ended 30 June 2022

This is a free translation into English of the statutory auditors' review report on the half-yearly financial information issued in French and is provided solely for the convenience of English-speaking users. This report includes information relating to the specific verification of information given in the Group's half-yearly management report. This report should be read in conjunction with, and construed in accordance with, French law and professional standards applicable in France.

Crédit Agricole CIB Financial Solutions

12 place des Etats-Unis
CS 70052
92547 Montrouge Cedex, France

To the Shareholders,

In compliance with the assignment entrusted to us by your annual general meeting and in accordance with the requirements of article L. 451-1-2 III of the French Monetary and Financial Code (“Code monétaire et financier”), we hereby report to you on:

- the review of the accompanying half-yearly financial statements of Crédit Agricole CIB Financial Solutions for the six months ended 30 June 2022;
- the verification of the information contained in the half-yearly management report.

These half-yearly financial statements are the responsibility of the Board of Directors. Our role is to express a conclusion on these financial statements based on our review.

I - Conclusion on the financial statements

We conducted our review in accordance with professional standards applicable in France.

A review of interim financial information consists of making inquiries, primarily of persons responsible for financial and accounting matters, and applying analytical and other review procedures. A review is substantially less in scope than an audit conducted in accordance with professional standards applicable in France and consequently does not enable us to obtain assurance that we would become aware of all significant matters that might be identified in an audit. Accordingly, we do not express an audit opinion.

Based on our review, nothing has come to our attention that causes us to believe that the accompanying half-yearly financial statements do not give a true and fair view of the assets and liabilities and of the financial position of the Company at 30 June 2022, and of the results of its operations for the six-month period then ended, in accordance with French accounting principles.

II - Specific verification

We have also verified the information given in the half-yearly management report on the half-yearly financial statements subject to our review.

We have no matters to report as to its fair presentation and consistency with the half-yearly financial statements.

Neuilly-sur-Seine, 29 September 2022

The Statutory Auditor

French original signed by

PricewaterhouseCoopers Audit
Laurent Tavernier

BALANCE SHEET ASSETS

In euros

Caption	Gross amount	Depreciation	30/06/2022	31/12/2021
INTANGIBLE ASSETS	-	-	-	-
TANGIBLE ASSETS	-	-	-	-
LONG TERM INVESTMENTS Loans	2 368 143 319	-	2 368 143 319	4 052 148 244
FIXED ASSETS	2 368 143 319	-	2 368 143 319	4 052 148 244
INVENTORIES	-	-	-	-
ACCOUNTS RECEIVABLE Non trade receivables	3 568 470	-	3 568 470	3 821 273
SUNDRIES Cash	-	-	-	-
PREPAID EXPENSES Derivatives Others	5 806 412 682 - -	- - -	5 806 412 682 - -	3 291 959 576 - -
CURRENT ASSETS	5 809 981 152	-	5 809 981 152	3 295 780 849
Bond redemption premiums	-	-	-	-
GRAND TOTAL	8 178 124 471	-	8 178 124 471	7 347 929 093

BALANCE SHEET LIABILITIES AND SHAREHOLDERS' EQUITY

In euros

Rubriques	30/06/2022	31/12/2021
Share capital (o/w 225 000€ fully paid up)	225 000	225 000
Share premium	4 000	4 000
Retained earnings	(21 055)	(27 179)
PROFIT (LOSS) OF THE YEAR	-	-
	-	6 124
SHAREHOLDERS EQUITY	207 945	207 945
OTHER SHAREHOLDER FUNDS	-	-
PROVISIONS	-	-
FINANCIAL LIABILITIES		
Bank borrowings	1 858 822	1 468 717
Sundry debts and liabilities (incl equity loans 0)	7 921 872 541	7 272 910 432
OTHER PAYABLES		
Trade and related payables	1 501 701	2 144 005
Tax and social debts	-	601
OTHER LIABILITIES		
Other debts	-	-
PREPAID INCOME		
Derivatives	5 660 076	4 831 502
Others	247 023 386	66 365 891
DEBTS	8 177 916 526	7 347 721 148
GRAND TOTAL	8 178 124 471	7 347 929 093

INCOME STATEMENT

In euros

Captions	France	Export	30/06/2022	30/06/2021
Production sold of services	1 440 287	-	1 440 287	2 138 237
NET SALES	1 440 287	-	1 440 287	2 138 237
Writebacks from depreciation, provision (and amortization) accounts, expense reclassifications			-	-
OPERATING REVENUES			1 440 287	2 138 237
Other purchases and external expenses			1 429 271	2 112 424
Taxes and similar payments			(35 295)	(601)
CHARGE FOR DEPRECIATION			-	-
OPERATING EXPENSES			1 393 976	2 111 823
OPERATING INCOME			46 311	26 414
JOINT VENTURES			-	-
INTEREST INCOME				
Income from fixed assets other securities and receivables			12 705 258	10 878 358
Other interest and equivalent income			171 099 698	171 182 368
Foreign exchange profit			-	-
INTEREST INCOME			183 804 956	182 060 726
Interest expenses			183 851 267	182 087 149
Foreign exchange loss			-	(9)
INTEREST EXPENSES			183 851 267	182 087 140
FINANCIAL INCOME			(46 311)	(26 414)
CURRENT INCOME BEFORE TAX			-	-
EXTRAORDINARY INCOME			-	-
EXTRAORDINARY EXPENSES			-	-
EXTRAORDINARY INCOME (LOSS)			-	-
TOTAL INCOME			185 245 243	184 198 963
TOTAL EXPENSES			185 245 243	184 198 963
Income tax expense			-	-
NET INCOME AFTER TAX			-	-
PROFIT (LOSS)			-	-

CASH FLOW STATEMENT

The cash flow statement is presented using the indirect method model.

In euros	30/06/2022	30/06/2021
Net income before tax	-	-
Amortisation and depreciation of property, plant & equipemnt and intangible assets	-	-
Depreciation and impairment of goodwill and other fixed assets	-	-
Net charge to provisions	-	-
Share of net income of affiliates	-	-
Other changes	(1 719 859)	1 737 314
Change in interbank items	-	-
Change in customer items	-	-
Change in financial assets and liabilities	(647 632 356)	(551 065 557)
Change in non-financial assets and liabilities	-	-
Taxes paid	-	1 619
TOTAL NET CASH PROVIDED / (USED) BY OPERATING ACTIVITIES (A)	(649 352 215)	(549 326 624)
Cash received from (paid) to shareholders	-	-
Other cash provided / (used) by financing activities	648 962 110	549 639 218
TOTAL NET CASH PROVIDED/(USED) BY FINANCING ACTIVITIES (B)	648 962 110	549 639 218
NET INCREASE/ (DECREASE) IN CASH AND CASH EQUIVALENTS (A + B)	(390 105)	312 595
Opening cash and cash equivalents	(1 468 717)	(1 061 124)
Cash, central banks and French postal system (assets & liabilities)	-	-
Interbank call balances	(1 468 717)	(1 061 124)
Closing cash and cash equivalents	(1 858 822)	(748 529)
Cash, central banks and postal checking accounts (assets & liabilities)	-	-
Interbank accounts (assets & liabilities) and loans/deposits at call	(1 858 822)	(748 529)
CHANGE IN NET CASH AND CASH EQUIVALENTS	(390 105)	312 595

NOTES TO THE HALF YEARLY FINANCIAL REPORT

1. Company's activity

The Company's activity involves issuing debt instruments whose remuneration is index-linked to an underlying asset such as a share, a basket of equities, an index, the performance of a fund or an interest or exchange rate. These securities are fully subscribed upon issue by Credit Agricole CIB, its parent, and raised funds are systematically deposited to Credit Agricole CIB in the form of :

- term loans

- or, since June 22 2019 for some only types of transactions of derivatives with exchange of nominal.

Credit Agricole CIB has issued an unconditional guarantee under which it guarantees the prompt payment when due of all obligations and liabilities of the Company.

Derivatives products are systematically contracted by the Company with Crédit Agricole CIB, to cover the ratings and loans economically. Consequently, the Company does not support the market risk.

2. Accounting principles, rules and methods

2.1. General principles

Crédit Agricole CIB Financial Solution prepares its financial statements in accordance with French accounting standards applicable to banks in France.

The presentation of the financial statements of Crédit Agricole CIB Financial Solution, complies with the provisions of ANC Regulation 2014-03 of 05 June 2014, combines all accounting standards applicable every moral or physical person must establish their annual accounts regarding the accounting standards.

They have been prepared on the basis of the accounting principles generally accepted in France and in strict compliance with the conservatism principle based on the following assumptions:

- Going concern principle ;
- consistency of accounting methods ;
- independence of exercise ;

in accordance with the general rules relative to the preparation and presentation of annual accounts.

2.2. Accounting rules and methods

Long term investments

Long term investments are made up of the loans granted to Credit Agricole CIB. These loans, when denominated in euro, are valued at historical cost. Loans in foreign currencies are converted on the basis of the exchange rate prevailing at the close of the financial year.

NOTES TO THE HALF YEARLY FINANCIAL REPORT

Euro Medium Term Note issues

Euro Medium Term Note issues are valued at face value because of their perfect risk coverage. Issues denominated in foreign currencies are converted on the basis of the exchange rate of the currency in question as of the close of the financial year.

Hedging instruments

Hedging instruments are in the form of swaps agreements whose purpose is to cancel the risk relative to EMTN and bond issues. In the P&L, interest expenses on issued securities and the result from the swaps are recorded as a single item.

Other receivables and payables

The other receivables and debts on the assets or liabilities are booked at face value and are due within a year.

3. Notes to the B/S

- State of Issues inventory page 72
- Balance sheet – analysis by remaining maturity page 74
- Decomposition of the operating debts

Accrued liabilities are detailed below:

Nature	Amount (In euros)
Fees	20 860
Management fees	1 480 841
State – Accrued liabilities (CVAE)	-
TOTAL	1 501 701

- Bond issues and financial debt

Credit Agricole CIB Financial Solutions issues Euro Medium Term Notes and bonds which are fully subscribed by Credit Agricole CIB. Funds so raised are invested to Credit Agricole CIB:

- as loans,
- or derivatives with exchange of nominal.

These issues are hedged via a swap there again with Credit Agricole CIB so as to cancel out any risk on the transaction. These issues are of debt securities whose redemption value is index-linked to an underlying asset which may be, for example, a basket of international securities. They can serve interest and be denominated in either foreign currencies or euro.

NOTES TO THE HALF YEARLY FINANCIAL REPORT

Financial debts item amounting to € 7,921,872,541 relates to bond and EMTN issues.

Financial debts are detailed below:

Nature	Amount (In euros)
Stock	7 907 406 233
Share premium	(6 214 696)
Accrued interests	20 681 004

The characteristics of issues made by Credit Agricole CIB Financial Solutions are shown on page 16.

- Loans

Loans totaling € 2,368,143,319 break down as follows:

Nature	Montant (en euros)
Loans	2 366 388 637
Accrued interests	1 754 682

The characteristics of the loans to Credit Agricole CIB Financial Solution are displayed page 55.

- Prepaid expenses / income : Derivatives

Nature	Montant (en euros)
Exchange of nominal asset	5 783 609 213
Prepaid expenses : accrued interests	21 514 856
Cash payments	(2 587 572)
Prepaid income : accrued interests	(1 783 891)

- Capital structure and evolution of shareholders' equity

The Company's capital is made up of 2,500 shares of € 90 face value each, fully paid up.

Changes in shareholders' equity

	Montant (en euros)
Shareholders' equity as of January 1 st 2020	207 945
Income of the period ended June, 30 2020	-
Shareholders' equity as of June, 30 2020	207 945

NOTES TO THE HALF YEARLY FINANCIAL REPORT

- Information about related companies

Postes du bilan actif	Postes du bilan passif	Montants
Loans to Crédit Agricole CIB		2 366 388 637
Accrued interests		1 754 682
Derivatives to Crédit Agricole CIB		5 783 609 213
Accrued interests		20 715 349
	Issues held by Crédit Agricole CIB	(929 875 418)

4. Other information

4.1. Off-B/S commitments

Nominal of the swap contracts totalling € 6,318,269,487 entered into by the Company with Credit Agricole CIB.

Exchange of nominal contracts totalling € 5,782,540,836 entered into by the Company with Credit Agricole CIB.

Nominal value of off-balance-sheet commitments for time-to-use arrangements is broken down into:

- Derivatives: € (651,187)
- Loans: € 10,560,111
- EMTN: € (10,508,924)

Nominal value of off-balance-sheet commitments for time-to-use arrangements for exchange of nominal contracts is broken down into:

- Derivatives: € 367,185,410
- EMTN: € (367,185,410)

4.2. Consolidating company

Credit Agricole CIB Financial Solutions' accounts are consolidated at the level of the parent Credit Agricole CIB.

4.3. Consolidation for tax purpose

Credit Agricole CIB Financial Solutions has been consolidated for tax purposes in the consolidation group of which Credit Agricole S.A. is the top holding company.

4.4. Management compensation

No remuneration has been paid to company's management bodies in respect of the financial year ended June, 30 2022.

4.5. Events during the financial year

No major event affecting the Company's financial statements has occurred.

4.6. Events occurred after the reporting period

Since balance sheet date, no major event affecting the Company's financial statements has occurred.

4.7. Turnover

The turnover amounting to € 1,440,287 corresponds to billings under the financial service agreement entered into with Credit Agricole CIB.

CREDIT AGRICOLE CIB FINANCIAL SOLUTIONS
Half yearly Financial Report for the period ended June, 30 2022

NOTES TO THE HALF YEARLY FINANCIAL REPORT

The characteristics of the Issues subscribed by Credit Agricole CIB Financial Solutions are as follows:

ISIN	Nickname	Maturity	CCY	Notionnel in currency	CVEUR in EUR
XS1081752732	Issuance/BondCFSFRPP2 EMTN/0D/TAUX/09/07/2024	09/07/2024	AUD	-300 000	-197 388
XS1590352636	Issuance/BondCFSFRPP2 EMTN/0D/TAUX/28/06/2023	28/06/2023	AUD	-1 000 000	-657 960
XS1766065178	Issuance/BondCFSFRPP2 EMTN/0D/TAUX/30/06/2023	30/06/2023	AUD	-600 000	-394 776
XS1883109586	Issuance/BondCFSFRPP2 EMTN/0D/TAUX/17/01/2024	17/01/2024	AUD	-1 200 000	-789 552
XS1883115807	Issuance/BondCFSFRPP2 EMTN/0D/TAUX/06/02/2024	06/02/2024	AUD	-480 000	-315 821
XS1883122092	Issuance/BondCFSFRPP2 EMTN/0D/TAUX/27/03/2029	27/03/2029	AUD	-2 000 000	-1 315 920
XS1883124460	Issuance/BondCFSFRPP2 EMTN/0D/TAUX/05/03/2024	05/03/2024	AUD	-1 600 000	-1 052 736
XS1923112178	Issuance/BondCFSFRPP2 EMTN/0D/TAUX/05/04/2024	05/04/2024	AUD	-2 100 000	-1 381 716
XS1923113739	Issuance/BondCFSFRPP2 EMTN/0D/TAUX/16/04/2024	16/04/2024	AUD	-1 600 000	-1 052 736
XS1923123704	Issuance/BondCFSFRPP2 EMTN/0D/TAUX/16/05/2029	16/05/2029	AUD	-1 000 000	-657 960
XS1962163082	Issuance/BondEMTN CFSSOLIP XS1962163082/0D/TAUX/24/07/2029	24/07/2029	AUD	-30 000 000	-19 738 806
XS1996580426	Issuance/BondCFSFRPP2 EMTN/0D/TAUX/06/09/2034	06/09/2034	AUD	-6 011 000	-3 954 999
XS1996584097	Issuance/BondCFSFRPP2 EMTN/0D/TAUX/18/09/2024	18/09/2024	AUD	-1 200 000	-789 552
XS1996588593	Issuance/BondCFSFRPP2 EMTN/0D/TAUX/11/10/2024	11/10/2024	AUD	-700 000	-460 572
XS1996588916	Issuance/BondCFSFRPP2 EMTN/0D/TAUX/11/10/2024	11/10/2024	AUD	-1 100 000	-723 756
XS1996596778	Issuance/BondCFSFRPP2 EMTN/0D/TAUX/30/12/2024	30/12/2024	AUD	-950 000	-625 062
XS2048848977	Issuance/BondCFSFRPP2 EMTN/0D/TAUX/30/12/2034	30/12/2034	AUD	-800 000	-526 368
XS2048869544	Issuance/BondEMTN CFSSOLIP XS2048869544/0D/TAUX/04/02/2030	04/02/2030	AUD	-5 000 000	-3 289 801
XS2048871797	Issuance/BondCFSFRPP2 EMTN/0D/TAUX/19/02/2030	19/02/2030	AUD	-1 780 000	-1 171 169
XS2053770009	Issuance/BondCFSFRPP2 EMTN/0D/TAUX/07/04/2035	07/04/2035	AUD	-1 286 000	-846 137
XS2149711355	Issuance/BondCFSFRPP2 EMTN/0D/TAUX/30/12/2030	30/12/2030	AUD	-3 800 000	-2 500 249
XS2149711603	Issuance/BondCFSFRPP2 EMTN/0D/TAUX/29/12/2025	29/12/2025	AUD	-3 800 000	-2 500 249
XS2149711785	Issuance/BondCFSFRPP2 EMTN/0D/TAUX/30/12/2030	30/12/2030	AUD	-3 800 000	-2 500 249
XS2201338428	Issuance/BondCFSFRPP2 EMTN/0D/TAUX/27/01/2036	27/01/2036	AUD	-1 730 000	-1 138 271
XS2316242879	Issuance/BondCFSFRPP2 EMTN/0D/TAUX/26/11/2036	26/11/2036	AUD	-1 580 000	-1 039 577
XS2348783791	Issuance/BondCFSFRPP2 EMTN/0D/TAUX/07/04/2032	07/04/2032	AUD	-1 390 000	-914 565
	TOTAL		AUD	-76 807 000	-50 535 949

CAF2281BAA30	Issuance/BondEMTN CFSSOLIP CAF2281BAA30/0D/TAUX/02/03/2026	02/03/2026	CAD	-109 000 000	-80 860 868
FR9347FS3158	Issuance/BondEMTN CFSSOLIP FR9347FS3158/0D/TAUX/03/11/2022	03/11/2022	CAD	-3 000 000	-2 225 528
FR9347FS9858	Issuance/BondCFSFRPP2 EMTN/0D/TAUX/23/09/2024	23/09/2024	CAD	-2 000 000	-1 483 686
FR9348FS0583	Issuance/BondCFSFRPP2 EMTN/0D/TAUX/06/09/2026	06/09/2026	CAD	-2 000 000	-1 483 686
XS1334476527	Issuance/BondEMTN CFSSOLIP XS1334476527/0D/TAUX/18/02/2026	18/02/2026	CAD	-12 500 000	-9 273 035
XS2299257761	Issuance/BondEMTN CFSSOLIP XS2299257761/0D/TAUX/09/11/2024	09/11/2024	CAD	-5 000 000	-3 709 214
XS2348783106	Issuance/BondEMTN CFSSOLIP XS2348783106/0D/TAUX/05/04/2025	05/04/2025	CAD	-2 200 000	-1 632 054
XS2367357709	Issuance/BondEMTN CFSSOLIP XS2367357709/0D/TAUX/19/04/2025	19/04/2025	CAD	-1 000 000	-741 843
	TOTAL		CAD	-136 700 000	-101 409 914

XS1850727386	Issuance/BondCFSFRPP2 EMTN/0D/TAUX/30/12/2023	30/12/2023	CHF	-1 000 000	-999 117
XS1923107921	Issuance/BondEMTN FSBOKEIS XS1923107921/0D/TAUX/22/07/2025	22/07/2025	CHF	-1 000 000	-999 117
XS1962155146	Issuance/BondEMTN FSBOKEIS XS1962155146/0D/TAUX/04/09/2024	04/09/2024	CHF	-1 015 000	-1 014 104
XS1962156466	Issuance/BondEMTN FSBOKEIS XS1962156466/0D/TAUX/28/11/2024	28/11/2024	CHF	-980 000	-979 135
XS2201363962	Issuance/BondEMTN CFSEISIP XS2201363962/0D/TAUX/03/09/2024	03/09/2024	CHF	-307 000	-306 729
XS2268490500	Issuance/BondEMTN CFSEISIP XS2268490500/0D/TAUX/09/11/2022	09/11/2022	CHF	-800 000	-799 294
XS2268532517	Issuance/BondEMTN CFSEISIP XS2268532517/0D/TAUX/29/08/2023	29/08/2023	CHF	-2 950 000	-2 947 396
XS2299262761	Issuance/BondEMTN CFSEISIP XS2299262761/0D/TAUX/28/10/2026	28/10/2026	CHF	-4 500 000	-4 496 028
XS2299267059	Issuance/BondEMTN CFSEISIP XS2299267059/0D/TAUX/27/11/2023	27/11/2023	CHF	-500 000	-499 559
XS2299270780	Issuance/BondEMTN CFSEISIP XS2299270780/0D/TAUX/24/11/2023	24/11/2023	CHF	-500 000	-499 559
XS2316238505	Issuance/BondEMTN CFSEISIP XS2316238505/0D/TAUX/25/11/2022	25/11/2022	CHF	-1 000 000	-999 117
XS2316262125	Issuance/BondEMTN CFSEISIP XS2316262125/0D/TAUX/02/02/2024	02/02/2024	CHF	-2 500 000	-2 497 793
XS2316267512	Issuance/BondEMTN CFSEISIP XS2316267512/0D/TAUX/16/02/2024	16/02/2024	CHF	-2 500 000	-2 497 793
XS2348779419	Issuance/BondEMTN CFSSOLIP XS2348779419/0D/TAUX/10/03/2027	10/03/2027	CHF	-3 000 000	-2 997 352
XS2348780938	Issuance/BondEMTN CFSEISIP XS2348780938/0D/TAUX/31/12/2099	28/04/2028	CHF	-15 000 000	-14 986 759
XS2348782553	Issuance/BondEMTN CFSEISIP XS2348782553/0D/TAUX/24/04/2023	24/04/2023	CHF	-4 000 000	-3 996 469
XS2367360679	Issuance/BondEMTN CFSEISIP XS2367360679/0D/TAUX/02/06/2026	02/06/2026	CHF	-1 000 000	-999 117
XS2367360752	Issuance/BondEMTN CFSEISIP XS2367360752/0D/TAUX/14/06/2028	14/06/2028	CHF	-10 000 000	-9 991 173
XS2367360836	Issuance/BondEMTN CFSEISIP XS2367360836/0D/TAUX/21/06/2028	21/06/2028	CHF	-10 000 000	-9 991 173
XS2367367179	Issuance/BondEMTN CFSEISIP XS2367367179/0D/TAUX/11/06/2024	11/06/2024	CHF	-2 000 000	-1 998 235
	TOTAL		CHF	-64 552 000	-64 495 017

XS1883122258	Issuance/BondBOND CFSFRPP2/10Y/TAUX/27/03/2029	27/03/2029	CNY	-7 000 000	-999 520
XS2149724507	Issuance/BondCFSFRPP2 EMTN/0D/TAUX/27/11/2026	27/11/2026	CNY	-7 500 000	-1 070 914

CREDIT AGRICOLE CIB FINANCIAL SOLUTIONS
Half yearly Financial Report for the period ended June, 30 2022

ISIN	Nickname	Maturity	CCY	Notionnel in currency	CVEUR in EUR
XS2268518367	Issuance/BondCFSFRPP2 EMTN/OD/TAUX/06/07/2030	06/07/2030	CNY	-7 450 000	-1 063 775
		TOTAL	CNY	-21 950 000	-3 134 209
FI4000396593	Issuance/BondEMTN FSBOKEIS FI4000396593/OD/TAUX/28/10/2025	28/10/2025	EUR	-459 000	-459 000
FI4000429345	Issuance/BondEMTN FSBOKEIS FI4000429345/OD/TAUX/16/06/2025	16/06/2025	EUR	-791 000	-791 000
FI4000496641	Issuance/BondEMTN CFSEISIP FI4000496641/OD/TAUX/04/05/2028	04/05/2028	EUR	-2 770 000	-2 770 000
FI4000496674	Issuance/BondEMTN CFSEISIP FI4000496674/OD/TAUX/28/05/2027	28/05/2027	EUR	-4 337 000	-4 337 000
FI4000506860	Issuance/BondEMTN CFSEISIP FI4000506860/OD/TAUX/29/06/2027	29/06/2027	EUR	-2 030 000	-2 030 000
FI4000512538	Issuance/BondEMTN CFSEISIP FI4000512538/OD/TAUX/08/11/2028	08/11/2028	EUR	-680 000	-680 000
FI4000512611	Issuance/BondEMTN CFSEISIP FI4000512611/OD/TAUX/29/11/2027	29/11/2027	EUR	-2 042 000	-2 042 000
FR0011420637	Issuance/BondEMTN FSBOKEIS FR0011420637/OD/TAUX/27/03/2023	27/03/2023	EUR	-140 000 000	-140 000 000
FR0012613628	Issuance/BondCFSFRPP2 EMTN/OD/TAUX/20/03/2025	20/03/2025	EUR	-2 700 000	-2 700 000
FR0012663490	Issuance/BondCFSFRPP2 EMTN/OD/TAUX/30/06/2024	30/06/2024	EUR	-281 250	-281 250
FR0012980365	Issuance/BondCFSFRPP2 EMTN/OD/TAUX/30/09/2022	30/09/2022	EUR	-500 000	-500 000
FR0012982890	Issuance/BondCFSFRPP2 EMTN/OD/TAUX/10/10/2022	10/10/2022	EUR	-500 000	-500 000
FR0013032158	Issuance/BondCFSFRPP2 EMTN/OD/TAUX/30/12/2022	30/12/2022	EUR	-2 000 000	-2 000 000
FR0013043908	Issuance/BondEMTN CFSSOLIP FR0013043908/OD/TAUX/05/11/2025	05/11/2025	EUR	-3 000 000	-3 000 000
FR0013043916	Issuance/BondEMTN CFSSOLIP FR0013043916/OD/TAUX/05/11/2025	05/11/2025	EUR	-3 000 000	-3 000 000
FR0013049541	Issuance/BondEMTN CFSSOLIP FR0013049541/OD/TAUX/16/11/2025	16/11/2025	EUR	-3 000 000	-3 000 000
FR0013049558	Issuance/BondEMTN CFSSOLIP FR0013049558/OD/TAUX/16/11/2025	16/11/2025	EUR	-4 000 000	-4 000 000
FR0013064748	Issuance/BondCFSFRPP2 EMTN/OD/TAUX/30/12/2023	30/12/2023	EUR	-700 000	-700 000
FR0013065166	Issuance/BondEMTN CFSSOLIP FR0013065166/OD/TAUX/15/12/2025	15/12/2025	EUR	-2 000 000	-2 000 000
FR0013065174	Issuance/BondEMTN CFSSOLIP FR0013065174/OD/TAUX/15/12/2025	15/12/2025	EUR	-2 000 000	-2 000 000
FR0013118742	Issuance/BondCFSFRPP2 EMTN/OD/TAUX/23/02/2026	23/02/2026	EUR	-500 000	-500 000
FR0013122348	Issuance/BondCFSFRPP2 EMTN/OD/TAUX/22/02/2023	22/02/2023	EUR	-1 000 000	-1 000 000
FR0013123072	Issuance/BondCFSFRPP2 EMTN/OD/TAUX/31/12/2022	31/12/2022	EUR	-750 000	-750 000
FR0013141421	Issuance/BondCFSFRPP2 EMTN/OD/TAUX/29/03/2023	29/03/2023	EUR	-500 000	-500 000
FR0013149929	Issuance/BondCFSFRPP2 EMTN/OD/TAUX/18/04/2023	18/04/2023	EUR	-500 000	-500 000
FR0013179124	Issuance/BondEMTN CFSSOLIP FR0013179124/OD/TAUX/27/05/2026	27/05/2026	EUR	-3 000 000	-3 000 000
FR0013189123	Issuance/BondCFSFRPP2 EMTN/OD/TAUX/21/07/2023	21/07/2023	EUR	-1 000 000	-1 000 000
FR0013219151	Issuance/BondCFSFRPP2 EMTN/OD/18/11/2027/1.13%	18/11/2027	EUR	-5 000 000	-5 000 000
FR0013219565	Issuance/BondCFSFRPP2 EMTN/OD/TAUX/29/12/2023	29/12/2023	EUR	-2 300 000	-2 300 000
FR0013223492	Issuance/BondCFSFRPP2 EMTN/OD/29/12/2023/2.35%	29/12/2023	EUR	-2 000 000	-2 000 000
FR0013227014	Issuance/BondEMTN FSBOKEIS FR0013227014/OD/TAUX/30/12/2022	30/12/2022	EUR	-1 000 000	-1 000 000
FR0013229226	Issuance/BondCFSFRPP2 EMTN/OD/TAUX/10/01/2024	10/01/2024	EUR	-500 000	-500 000
FR0013233053	Issuance/BondEMTN EIS FSBOK/10Y/TAUX/31/01/2027	31/01/2027	EUR	-500 000	-500 000
FR0013237260	Issuance/BondCFSFRPP2 EMTN/OD/TAUX/21/02/2024	21/02/2024	EUR	-500 000	-500 000
FR0013237336	Issuance/BondCFSFRPP2 EMTN/OD/TAUX/21/02/2024	21/02/2024	EUR	-500 000	-500 000
FR0013237633	Issuance/BondCFSFRPP2 EMTN/OD/TAUX/21/02/2027	21/02/2027	EUR	-1 500 000	-1 500 000
FR0013240843	Issuance/BondEMTN FSBOKEIS FR0013240843/OD/TAUX/15/03/2027	15/03/2027	EUR	-1 500 000	-1 500 000
FR0013244779	Issuance/BondEMTN FSBOKEIS FR0013244779/OD/TAUX/22/03/2027	22/03/2027	EUR	-2 000 000	-2 000 000
FR0013245206	Issuance/BondEMTN FSBOKEIS FR0013245206/OD/TAUX/24/03/2027	24/03/2027	EUR	-2 000 000	-2 000 000
FR0013245552	Issuance/BondEMTN CFSSOLIP FR0013245552/OD/TAUX/19/05/2027	19/05/2027	EUR	-14 878 000	-14 878 000
FR0013245941	Issuance/BondEMTN CFSSOLIP FR0013245941/OD/TAUX/31/03/2032	31/03/2032	EUR	-16 000 000	-16 000 000
FR0013248499	Issuance/BondCFSFRPP2 EMTN/OD/TAUX/30/06/2024	30/06/2024	EUR	-2 000 000	-2 000 000
FR0013248747	Issuance/BondEMTN FSBOK EIS/OD/TAUX/12/04/2027	12/04/2027	EUR	-5 000 000	-5 000 000
FR0013314424	Issuance/BondCFSFRPP2 EMTN/OD/TAUX/20/02/2023	20/02/2023	EUR	-600 000	-600 000
FR1CIBFS0012	Issuance/BondEMTN CFSEISIP FR1CIBFS0012/OD/TAUX/10/05/2027	10/05/2027	EUR	-500 000	-500 000
FR1CIBFS0020	Issuance/BondEMTN CFSSOLIP FR1CIBFS0020/OD/TAUX/11/05/2027	11/05/2027	EUR	-3 295 500	-3 295 500
FR1CIBFS0038	Issuance/BondEMTN CFSSOLIP FR1CIBFS0038/OD/TAUX/11/05/2027	11/05/2027	EUR	-5 467 500	-5 467 500
FR1CIBFS0046	Issuance/BondEMTN CFSEISIP FR1CIBFS0046/OD/TAUX/17/05/2027	17/05/2027	EUR	-400 000	-400 000
FR1CIBFS0053	Issuance/BondEMTN CFSEISIP FR1CIBFS0053/OD/TAUX/20/05/2030	20/05/2030	EUR	-1 000 000	-1 000 000
FR1CIBFS0061	Issuance/BondEMTN CFSEISIP FR1CIBFS0061/OD/TAUX/20/05/2030	20/05/2030	EUR	-2 000 000	-2 000 000
FR1CIBFS0079	Issuance/BondEMTN CFSEISIP FR1CIBFS0079/OD/TAUX/12/05/2027	12/05/2027	EUR	-1 050 000	-1 050 000
FR1CIBFS0095	Issuance/BondEMTN CFSEISIP FR1CIBFS0095/OD/TAUX/23/05/2030	23/05/2030	EUR	-2 000 000	-2 000 000
FR1CIBFS0103	Issuance/BondEMTN CFSEISIP FR1CIBFS0103/OD/TAUX/24/05/2030	24/05/2030	EUR	-300 000	-300 000
FR1CIBFS0111	Issuance/BondEMTN CFSEISIP FR1CIBFS0111/OD/TAUX/26/05/2025	26/05/2025	EUR	-300 000	-300 000
FR1CIBFS0129	Issuance/BondEMTN CFSSOLIP FR1CIBFS0129/OD/TAUX/26/05/2027	26/05/2027	EUR	-500 000	-500 000
FR1CIBFS0137	Issuance/BondEMTN CFSEISIP FR1CIBFS0137/OD/TAUX/27/05/2030	27/05/2030	EUR	-2 000 000	-2 000 000
FR1CIBFS0145	Issuance/BondCFSFRPP2 EMTN/OD/TAUX/12/05/2027	12/05/2027	EUR	-1 000 000	-1 000 000
FR1CIBFS0152	Issuance/BondEMTN CFSSOLIP FR1CIBFS0152/OD/TAUX/16/05/2032	16/05/2032	EUR	-2 000 000	-2 000 000
FR1CIBFS0160	Issuance/BondEMTN CFSSOLIP FR1CIBFS0160/OD/TAUX/12/05/2032	12/05/2032	EUR	-1 000 000	-1 000 000
FR1CIBFS0178	Issuance/BondEMTN CFSSOLIP FR1CIBFS0178/OD/TAUX/25/03/2025	25/03/2025	EUR	-4 200 000	-4 200 000
FR1CIBFS0186	Issuance/BondEMTN CFSSOLIP FR1CIBFS0186/OD/TAUX/17/05/2027	17/05/2027	EUR	-5 000 000	-5 000 000
FR1CIBFS0194	Issuance/BondEMTN CFSSOLIP FR1CIBFS0194/OD/TAUX/18/11/2025	18/11/2025	EUR	-1 000 000	-1 000 000
FR7271CA3171	Issuance/BondEMTN CFSSOLIP FR7271CA3171/OD/TAUX/27/07/2031	27/07/2031	EUR	-3 000 000	-3 000 000
FR7271CA3205	Issuance/BondEMTN CFSSOLIP FR7271CA3205/OD/TAUX/19/11/2033	19/11/2033	EUR	-500 000	-500 000
FR7271CA3213	Issuance/BondEMTN CFSSOLIP FR7271CA3213/OD/TAUX/19/11/2033	19/11/2033	EUR	-500 000	-500 000
FR7271CA3221	Issuance/BondEMTN CFSSOLIP FR7271CA3221/OD/TAUX/07/12/2026	07/12/2026	EUR	-2 000 000	-2 000 000
FR9347FS1079	Issuance/BondCFSFRPP2 EMTN/OD/30/06/2027/2.42%	30/06/2027	EUR	-5 000 000	-5 000 000
FR9347FS1178	Issuance/BondCFSFRPP2 EMTN/OD/TAUX/23/08/2022	23/08/2022	EUR	-500 000	-500 000
FR9347FS1186	Issuance/BondCFSFRPP2 EMTN/OD/TAUX/23/08/2022	23/08/2022	EUR	-500 000	-500 000
FR9347FS3042	Issuance/BondEMTN FSBOKEIS FR9347FS3042/OD/TAUX/17/10/2025	17/10/2025	EUR	-980 000	-980 000
FR9347FS3216	Issuance/BondCFSFRPP2 EMTN/OD/TAUX/30/12/2027	30/12/2027	EUR	-500 000	-500 000

CREDIT AGRICOLE CIB FINANCIAL SOLUTIONS
Half yearly Financial Report for the period ended June, 30 2022

ISIN	Nickname	Maturity	CCY	Notionnel in currency	CVEUR in EUR
FR9347FS3299	Issuance/BondEMTN FSBOKEIS FR9347FS3299/OD/TAUX/28/11/2025	28/11/2025	EUR	-1 500 000	-1 500 000
FR9347FS3398	Issuance/BondEMTN FSBOKEIS FR9347FS3398/OD/TAUX/27/12/2024	27/12/2024	EUR	-3 000 000	-3 000 000
FR9347FS3422	Issuance/BondEMTN FSBOKEIS FR9347FS3422/OD/TAUX/29/12/2027	29/12/2027	EUR	-1 000 000	-1 000 000
FR9347FS3430	Issuance/BondCFSFRPP2 EMTN/OD/30/12/2022/1.2%	30/12/2022	EUR	-500 000	-500 000
FR9347FS3521	Issuance/BondEMTN FSBOKEIS FR9347FS3521/OD/TAUX/26/02/2026	26/02/2026	EUR	-2 000 000	-2 000 000
FR9347FS3588	Issuance/BondCFSFRPP2 EMTN/OD/TAUX/13/03/2025	13/03/2025	EUR	-1 000 000	-1 000 000
FR9347FS3711	Issuance/BondEMTN CFSSOLIP FR9347FS3711/OD/TAUX/06/04/2033	06/04/2033	EUR	-18 000 000	-18 000 000
FR9347FS3729	Issuance/BondCFSFRPP2 EMTN/OD/TAUX/17/04/2023	17/04/2023	EUR	-500 000	-500 000
FR9347FS3901	Issuance/BondCFSFRPP2 EMTN/OD/TAUX/10/01/2027	10/01/2027	EUR	-500 000	-500 000
FR9347FS3943	Issuance/BondEMTN FSBOKEIS FR9347FS3943/OD/TAUX/12/11/2026	12/11/2026	EUR	-10 000 000	-10 000 000
FR9347FS4024	Issuance/BondEMTN FSBOKEIS FR9347FS4024/OD/TAUX/25/04/2023	25/04/2023	EUR	-200 000	-200 000
FR9347FS4073	Issuance/BondCFSFRPP2 EMTN/OD/TAUX/30/06/2028	30/06/2028	EUR	-500 000	-500 000
FR9347FS4115	Issuance/BondCFSFRPP2 EMTN/OD/TAUX/04/05/2024	04/05/2024	EUR	-1 000 000	-1 000 000
FR9347FS4156	Issuance/BondEMTN FSBOKEIS FR9347FS4156/OD/18/05/2023/4.25%	18/05/2023	EUR	-1 000 000	-1 000 000
FR9347FS4180	Issuance/BondCFSFRPP2 EMTN/OD/01/07/2023/2%	01/07/2023	EUR	-2 000 000	-2 000 000
FR9347FS4222	Issuance/BondEMTN FSBOKEIS FR9347FS4222/OD/TAUX/20/06/2028	20/06/2028	EUR	-700 000	-700 000
FR9347FS4230	Issuance/BondEMTN FSBOKEIS FR9347FS4230/OD/TAUX/21/06/2023	21/06/2023	EUR	-2 200 000	-2 200 000
FR9347FS4255	Issuance/BondEMTN FSBOKEIS FR9347FS4255/OD/TAUX/22/06/2023	22/06/2023	EUR	-700 000	-700 000
FR9347FS4263	Issuance/BondCFSFRPP2 EMTN/OD/TAUX/30/06/2023	30/06/2023	EUR	-500 000	-500 000
FR9347FS4271	Issuance/BondCFSFRPP2 EMTN/OD/TAUX/30/06/2023	30/06/2023	EUR	-500 000	-500 000
FR9347FS4289	Issuance/BondCFSFRPP2 EMTN/OD/TAUX/30/06/2023	30/06/2023	EUR	-500 000	-500 000
FR9347FS4297	Issuance/BondCFSFRPP2 EMTN/OD/TAUX/30/06/2023	30/06/2023	EUR	-500 000	-500 000
FR9347FS4305	Issuance/BondEMTN CFSSOLIP FR9347FS4305/OD/TAUX/27/06/2023	27/06/2023	EUR	-2 000 000	-2 000 000
FR9347FS4321	Issuance/BondEMTN FSBOKEIS FR9347FS4321/OD/TAUX/21/01/2027	21/01/2027	EUR	-15 000 000	-15 000 000
FR9347FS4362	Issuance/BondCFSFRPP2 EMTN/OD/TAUX/30/06/2023	30/06/2023	EUR	-660 000	-660 000
FR9347FS4404	Issuance/BondCFSFRPP2 EMTN/OD/TAUX/30/07/2025	30/07/2025	EUR	-1 000 000	-1 000 000
FR9347FS4420	Issuance/BondEMTN FSBOKEIS FR9347FS4420/OD/TAUX/27/07/2026	27/07/2026	EUR	-450 000	-450 000
FR9347FS4503	Issuance/BondEMTN FSBOKEIS FR9347FS4503/OD/TAUX/04/01/2027	04/01/2027	EUR	-1 000 000	-1 000 000
FR9347FS4628	Issuance/BondCFSFRPP2 EMTN/OD/TAUX/10/08/2028	10/08/2028	EUR	-10 000 000	-10 000 000
FR9347FS4735	Issuance/BondEMTN CFSSOLIP FR9347FS4735/OD/TAUX/25/10/2036	25/10/2036	EUR	-3 500 000	-3 500 000
FR9347FS4784	Issuance/BondCFSFRPP2 EMTN/OD/TAUX/11/10/2028	11/10/2028	EUR	-500 000	-500 000
FR9347FS4958	Issuance/BondEMTN CFSSOLIP FR9347FS4958/OD/TAUX/01/11/2033	01/11/2033	EUR	-7 000 000	-7 000 000
FR9347FS4974	Issuance/BondCFSFRPP2 EMTN/OD/TAUX/04/05/2026	04/05/2026	EUR	-1 400 000	-1 400 000
FR9347FS4982	Issuance/BondCFSFRPP2 EMTN/OD/TAUX/30/12/2031	30/12/2031	EUR	-500 000	-500 000
FR9347FS5005	Issuance/BondEMTN FSBOKEIS FR9347FS5005/OD/TAUX/07/12/2026	07/12/2026	EUR	-1 500 000	-1 500 000
FR9347FS5054	Issuance/BondCFSFRPP2 EMTN/OD/TAUX/18/12/2026	18/12/2026	EUR	-2 500 000	-2 500 000
FR9347FS5112	Issuance/BondCFSFRPP2 EMTN/OD/TAUX/10/01/2029	10/01/2029	EUR	-500 000	-500 000
FR9347FS5195	Issuance/BondCFSFRPP2 EMTN/OD/TAUX/10/01/2025	10/01/2025	EUR	-500 000	-500 000
FR9347FS5229	Issuance/BondEMTN FSBOKEIS FR9347FS5229/OD/30/12/2031/3.2%	30/12/2031	EUR	-500 000	-500 000
FR9347FS5245	Issuance/BondCFSFRPP2 EMTN/OD/TAUX/10/01/2026	10/01/2026	EUR	-500 000	-500 000
FR9347FS5260	Issuance/BondCFSFRPP2 EMTN/OD/TAUX/30/12/2031	30/12/2031	EUR	-1 000 000	-1 000 000
FR9347FS5328	Issuance/BondEMTN FSBOKEIS FR9347FS5328/OD/TAUX/19/01/2029	19/01/2029	EUR	-1 500 000	-1 500 000
FR9347FS5435	Issuance/BondEMTN FSBOKEIS FR9347FS5435/OD/TAUX/10/05/2024	10/05/2024	EUR	-2 490 000	-2 490 000
FR9347FS5500	Issuance/BondCFSFRPP2 EMTN/OD/TAUX/14/02/2026	14/02/2026	EUR	-500 000	-500 000
FR9347FS5518	Issuance/BondEMTN FSBOKEIS FR9347FS5518/OD/TAUX/12/04/2029	12/04/2029	EUR	-759 000	-759 000
FR9347FS5526	Issuance/BondCFSFRPP2 EMTN/OD/TAUX/10/01/2026	10/01/2026	EUR	-1 000 000	-1 000 000
FR9347FS5575	Issuance/BondEMTN FSBOKEIS FR9347FS5575/OD/TAUX/19/02/2029	19/02/2029	EUR	-1 732 000	-1 732 000
FR9347FS5666	Issuance/BondCFSFRPP2 EMTN/OD/TAUX/10/01/2025	10/01/2025	EUR	-500 000	-500 000
FR9347FS5674	Issuance/BondCFSFRPP2 EMTN/OD/TAUX/10/01/2024	10/01/2024	EUR	-1 000 000	-1 000 000
FR9347FS5708	Issuance/BondEMTN FSBOKEIS FR9347FS5708/OD/TAUX/30/03/2027	30/03/2027	EUR	-1 000	-1 000
FR9347FS5716	Issuance/BondEMTN FSBOKEIS FR9347FS5716/OD/TAUX/01/03/2029	01/03/2029	EUR	-500 000	-500 000
FR9347FS5732	Issuance/BondCFSFRPP2 EMTN/OD/TAUX/10/01/2029	10/01/2029	EUR	-500 000	-500 000
FR9347FS5757	Issuance/BondCFSFRPP2 EMTN/OD/TAUX/10/01/2029	10/01/2029	EUR	-500 000	-500 000
FR9347FS5807	Issuance/BondEMTN CFSEISIP FR9347FS5807/OD/TAUX/04/06/2029	04/06/2029	EUR	-300 000	-300 000
FR9347FS5815	Issuance/BondCFSFRPP2 EMTN/OD/TAUX/10/01/2026	10/01/2026	EUR	-2 000 000	-2 000 000
FR9347FS5823	Issuance/BondCFSFRPP2 EMTN/OD/TAUX/30/06/2025	30/06/2025	EUR	-500 000	-500 000
FR9347FS5856	Issuance/BondCFSFRPP2 EMTN/OD/TAUX/15/03/2024	15/03/2024	EUR	-2 000 000	-2 000 000
FR9347FS5872	Issuance/BondEMTN FSBOKEIS FR9347FS5872/OD/TAUX/08/03/2027	08/03/2027	EUR	-1 000 000	-1 000 000
FR9347FS5880	Issuance/BondEMTN FSBOKEIS FR9347FS5880/OD/TAUX/05/04/2027	05/04/2027	EUR	-2 263 000	-2 263 000
FR9347FS5906	Issuance/BondEMTN FSBOKEIS FR9347FS5906/OD/TAUX/13/09/2027	13/09/2027	EUR	-4 000 000	-4 000 000
FR9347FS5914	Issuance/BondEMTN CFSEISIP FR9347FS5914/OD/TAUX/17/11/2026	17/11/2026	EUR	-930 000	-930 000
FR9347FS5922	Issuance/BondCFSFRPP2 EMTN/OD/TAUX/20/03/2027	20/03/2027	EUR	-500 000	-500 000
FR9347FS6011	Issuance/BondEMTN FSBOKEIS FR9347FS6011/OD/TAUX/14/05/2029	14/05/2029	EUR	-3 995 000	-3 995 000
FR9347FS6052	Issuance/BondEMTN CFSEISIP FR9347FS6052/OD/TAUX/17/11/2026	17/11/2026	EUR	-600 000	-600 000
FR9347FS6169	Issuance/BondEMTN FSBOKEIS FR9347FS6169/OD/TAUX/18/05/2026	18/05/2026	EUR	-400 000	-400 000
FR9347FS6391	Issuance/BondCFSFRPP2 EMTN/OD/TAUX/30/06/2027	30/06/2027	EUR	-500 000	-500 000
FR9347FS6425	Issuance/BondCFSFRPP2 EMTN/OD/TAUX/22/03/2024	22/03/2024	EUR	-500 000	-500 000
FR9347FS6466	Issuance/BondEMTN CFSEISIP FR9347FS6466/OD/TAUX/19/11/2026	19/11/2026	EUR	-600 000	-600 000
FR9347FS6482	Issuance/BondCFSFRPP2 EMTN/OD/TAUX/30/06/2029	30/06/2029	EUR	-500 000	-500 000
FR9347FS6490	Issuance/BondCFSFRPP2 EMTN/OD/TAUX/30/06/2024	30/06/2024	EUR	-500 000	-500 000
FR9347FS6508	Issuance/BondCFSFRPP2 EMTN/OD/TAUX/30/06/2025	30/06/2025	EUR	-2 000 000	-2 000 000
FR9347FS6524	Issuance/BondCFSFRPP2 EMTN/OD/TAUX/30/06/2025	30/06/2025	EUR	-500 000	-500 000
FR9347FS6557	Issuance/BondCFSFRPP2 EMTN/OD/TAUX/30/06/2026	30/06/2026	EUR	-500 000	-500 000
FR9347FS6607	Issuance/BondCFSFRPP2 EMTN/OD/TAUX/25/04/2025	25/04/2025	EUR	-500 000	-500 000
FR9347FS6672	Issuance/BondCFSFRPP2 EMTN/OD/TAUX/10/07/2025	10/07/2025	EUR	-500 000	-500 000

CREDIT AGRICOLE CIB FINANCIAL SOLUTIONS
Half yearly Financial Report for the period ended June, 30 2022

ISIN	Nickname	Maturity	CCY	Notionnel in currency	CVEUR in EUR
FR9347FS6680	Issuance/BondCFSFRPP2 EMTN/OD/TAUX/30/06/2026	30/06/2026	EUR	-1 000 000	-1 000 000
FR9347FS6698	Issuance/BondCFSFRPP2 EMTN/OD/TAUX/30/06/2026	30/06/2026	EUR	-1 000 000	-1 000 000
FR9347FS6714	Issuance/BondCFSFRPP2 EMTN/OD/TAUX/04/05/2026	04/05/2026	EUR	-7 000 000	-7 000 000
FR9347FS6730	Issuance/BondCFSFRPP2 EMTN/OD/TAUX/04/05/2026	04/05/2026	EUR	-3 300 000	-3 300 000
FR9347FS6771	Issuance/BondEMTN CFSEISIP FR9347FS6771/OD/TAUX/24/11/2026	24/11/2026	EUR	-1 010 000	-1 010 000
FR9347FS6847	Issuance/BondEMTN FSBOKEIS FR9347FS6847/OD/TAUX/08/06/2026	08/06/2026	EUR	-1 000 000	-1 000 000
FR9347FS6854	Issuance/BondEMTN CFSSOLIP FR9347FS6854/OD/TAUX/11/06/2026	11/06/2026	EUR	-500 000	-500 000
FR9347FS6912	Issuance/BondEMTN CFSEISIP FR9347FS6912/OD/TAUX/03/12/2031	03/12/2031	EUR	-300 000	-300 000
FR9347FS7027	Issuance/BondEMTN FSBOKEIS FR9347FS7027/OD/TAUX/12/07/2024	12/07/2024	EUR	-500 000	-500 000
FR9347FS7118	Issuance/BondEMTN FSBOKEIS FR9347FS7118/OD/TAUX/14/08/2029	14/08/2029	EUR	-300 000	-300 000
FR9347FS7126	Issuance/BondEMTN CFSEISIP FR9347FS7126/OD/TAUX/03/12/2031	03/12/2031	EUR	-500 000	-500 000
FR9347FS7308	Issuance/BondEMTN FSBOKEIS FR9347FS7308/OD/TAUX/06/09/2024	06/09/2024	EUR	-300 000	-300 000
FR9347FS7357	Issuance/BondEMTN FSBOKEIS FR9347FS7357/OD/TAUX/13/09/2024	13/09/2024	EUR	-750 000	-750 000
FR9347FS7365	Issuance/BondEMTN FSBOKEIS FR9347FS7365/OD/TAUX/16/09/2024	16/09/2024	EUR	-800 000	-800 000
FR9347FS7514	Issuance/BondEMTN FSBOKEIS FR9347FS7514/OD/TAUX/11/10/2027	11/10/2027	EUR	-1 000 000	-1 000 000
FR9347FS7530	Issuance/BondEMTN FSBOKEIS FR9347FS7530/OD/TAUX/15/10/2026	15/10/2026	EUR	-750 000	-750 000
FR9347FS7555	Issuance/BondEMTN CFSEISIP FR9347FS7555/OD/TAUX/01/04/2032	01/04/2032	EUR	-5 351 000	-5 351 000
FR9347FS7571	Issuance/BondEMTN FSBOKEIS FR9347FS7571/OD/TAUX/22/10/2027	22/10/2027	EUR	-4 000 000	-4 000 000
FR9347FS7589	Issuance/BondCFSFRPP2 EMTN/OD/TAUX/28/06/2026	28/06/2026	EUR	-1 000 000	-1 000 000
FR9347FS7605	Issuance/BondCFSFRPP2 EMTN/OD/TAUX/30/06/2024	30/06/2024	EUR	-2 000 000	-2 000 000
FR9347FS7613	Issuance/BondCFSFRPP2 EMTN/OD/TAUX/10/07/2026	10/07/2026	EUR	-500 000	-500 000
FR9347FS7662	Issuance/BondEMTN CFSSOLIP FR9347FS7662/OD/TAUX/01/07/2034	01/07/2034	EUR	-20 000 000	-20 000 000
FR9347FS7753	Issuance/BondCFSFRPP2 EMTN/OD/TAUX/18/07/2029	18/07/2029	EUR	-4 000 000	-4 000 000
FR9347FS7761	Issuance/BondEMTN CFSSOLIP FR9347FS7761/OD/TAUX/23/07/2031	23/07/2031	EUR	-5 000 000	-5 000 000
FR9347FS7779	Issuance/BondCFSFRPP2 EMTN/OD/TAUX/10/07/2029	10/07/2029	EUR	-5 000 000	-5 000 000
FR9347FS7795	Issuance/BondCFSFRPP2 EMTN/OD/TAUX/01/08/2029	01/08/2029	EUR	-1 000 000	-1 000 000
FR9347FS7837	Issuance/BondEMTN FSBOKEIS FR9347FS7837/OD/TAUX/27/09/2029	27/09/2029	EUR	-618 000	-618 000
FR9347FS7886	Issuance/BondEMTN CFSEISIP FR9347FS7886/OD/TAUX/03/12/2027	03/12/2027	EUR	-300 000	-300 000
FR9347FS7928	Issuance/BondEMTN CFSSOLIP FR9347FS7928/OD/TAUX/30/09/2031	30/09/2031	EUR	-5 000 000	-5 000 000
FR9347FS7944	Issuance/BondEMTN FSBOKEIS FR9347FS7944/OD/TAUX/28/10/2024	28/10/2024	EUR	-4 125 000	-4 125 000
FR9347FS7969	Issuance/BondEMTN FSBOKEIS FR9347FS7969/OD/TAUX/29/10/2029	29/10/2029	EUR	-2 000 000	-2 000 000
FR9347FS8033	Issuance/BondEMTN CFSEISIP FR9347FS8033/OD/TAUX/30/11/2026	30/11/2026	EUR	-750 000	-750 000
FR9347FS8074	Issuance/BondEMTN FSBOKEIS FR9347FS8074/OD/TAUX/29/12/2023	29/12/2023	EUR	-25 751 000	-25 751 000
FR9347FS8132	Issuance/BondEMTN FSBOKEIS FR9347FS8132/OD/TAUX/30/10/2029	30/10/2029	EUR	-500 000	-500 000
FR9347FS8157	Issuance/BondEMTN FSBOKEIS FR9347FS8157/OD/TAUX/30/10/2029	30/10/2029	EUR	-500 000	-500 000
FR9347FS8181	Issuance/BondEMTN FSBOKEIS FR9347FS8181/OD/TAUX/30/10/2029	30/10/2029	EUR	-300 000	-300 000
FR9347FS8272	Issuance/BondEMTN FSBOKEIS FR9347FS8272/OD/TAUX/12/11/2024	12/11/2024	EUR	-300 000	-300 000
FR9347FS8306	Issuance/BondCFSFRPP2 EMTN/OD/TAUX/30/12/2028	30/12/2028	EUR	-1 000 000	-1 000 000
FR9347FS8322	Issuance/BondEMTN FSBOKEIS FR9347FS8322/OD/TAUX/22/11/2027	22/11/2027	EUR	-2 500 000	-2 500 000
FR9347FS8439	Issuance/BondEMTN FSBOKEIS FR9347FS8439/OD/TAUX/04/12/2026	04/12/2026	EUR	-800 000	-800 000
FR9347FS8611	Issuance/BondCFSFRPP2 EMTN/OD/TAUX/30/12/2031	30/12/2031	EUR	-500 000	-500 000
FR9347FS8629	Issuance/BondEMTN CFSSOLIP FR9347FS8629/OD/TAUX/25/10/2031	25/10/2031	EUR	-5 000 000	-5 000 000
FR9347FS8645	Issuance/BondEMTN CFSSOLIP FR9347FS8645/OD/TAUX/23/11/2026	23/11/2026	EUR	-5 000 000	-5 000 000
FR9347FS8744	Issuance/BondCFSFRPP2 EMTN/OD/TAUX/07/11/2029	07/11/2029	EUR	-1 000 000	-1 000 000
FR9347FS8777	Issuance/BondCFSFRPP2 EMTN/OD/TAUX/10/01/2030	10/01/2030	EUR	-500 000	-500 000
FR9347FS8801	Issuance/BondCFSFRPP2 EMTN/OD/TAUX/10/01/2030	10/01/2030	EUR	-500 000	-500 000
FR9347FS8827	Issuance/BondCFSFRPP2 EMTN/OD/TAUX/10/01/2027	10/01/2027	EUR	-700 000	-700 000
FR9347FS8835	Issuance/BondEMTN FSBOKEIS FR9347FS8835/OD/TAUX/19/11/2026	19/11/2026	EUR	-500 000	-500 000
FR9347FS8884	Issuance/BondCFSFRPP2 EMTN/OD/TAUX/10/01/2030	10/01/2030	EUR	-800 000	-800 000
FR9347FS8892	Issuance/BondCFSFRPP2 EMTN/OD/TAUX/10/12/2029	10/12/2029	EUR	-15 000 000	-15 000 000
FR9347FS8918	Issuance/BondCFSFRPP2 EMTN/OD/TAUX/11/09/2024	11/09/2024	EUR	-3 000 000	-3 000 000
FR9347FS8934	Issuance/BondCFSFRPP2 EMTN/OD/TAUX/11/09/2024	11/09/2024	EUR	-3 000 000	-3 000 000
FR9347FS8967	Issuance/BondCFSFRPP2 EMTN/OD/TAUX/09/12/2029	09/12/2029	EUR	-500 000	-500 000
FR9347FS8983	Issuance/BondEMTN FSBOKEIS FR9347FS8983/OD/TAUX/24/02/2025	24/02/2025	EUR	-909 000	-909 000
FR9347FS9015	Issuance/BondEMTN CFSEISIP FR9347FS9015/OD/TAUX/19/11/2029	19/11/2029	EUR	-500 000	-500 000
FR9347FS9023	Issuance/BondCFSFRPP2 EMTN/OD/TAUX/10/01/2027	10/01/2027	EUR	-500 000	-500 000
FR9347FS9031	Issuance/BondCFSFRPP2 EMTN/OD/TAUX/10/01/2027	10/01/2027	EUR	-500 000	-500 000
FR9347FS9064	Issuance/BondEMTN FSBOKEIS FR9347FS9064/OD/TAUX/13/12/2024	13/12/2024	EUR	-500 000	-500 000
FR9347FS9072	Issuance/BondEMTN FSBOKEIS FR9347FS9072/OD/TAUX/24/01/2028	24/01/2028	EUR	-5 028 000	-5 028 000
FR9347FS9114	Issuance/BondEMTN FSBOKEIS FR9347FS9114/OD/TAUX/21/12/2026	21/12/2026	EUR	-550 000	-550 000
FR9347FS9205	Issuance/BondEMTN FSBOKEIS FR9347FS9205/OD/TAUX/23/12/2024	23/12/2024	EUR	-500 000	-500 000
FR9347FS9239	Issuance/BondEMTN FSBOKEIS FR9347FS9239/OD/TAUX/20/12/2024	20/12/2024	EUR	-400 000	-400 000
FR9347FS9262	Issuance/BondEMTN FSBOKEIS FR9347FS9262/OD/TAUX/27/12/2029	27/12/2029	EUR	-300 000	-300 000
FR9347FS9270	Issuance/BondEMTN FSBOKEIS FR9347FS9270/OD/TAUX/02/01/2025	02/01/2025	EUR	-300 000	-300 000
FR9347FS9296	Issuance/BondEMTN FSBOKEIS FR9347FS9296/OD/TAUX/02/01/2025	02/01/2025	EUR	-300 000	-300 000
FR9347FS9312	Issuance/BondEMTN FSBOKEIS FR9347FS9312/OD/TAUX/28/12/2026	28/12/2026	EUR	-100 000	-100 000
FR9347FS9460	Issuance/BondEMTN FSBOKEIS FR9347FS9460/OD/TAUX/31/12/2029	31/12/2029	EUR	-400 000	-400 000
FR9347FS9502	Issuance/BondEMTN FSBOKEIS FR9347FS9502/OD/TAUX/06/01/2028	06/01/2028	EUR	-500 000	-500 000
FR9347FS9528	Issuance/BondEMTN FSBOKEIS FR9347FS9528/OD/TAUX/06/01/2028	06/01/2028	EUR	-1 000 000	-1 000 000
FR9347FS9569	Issuance/BondEMTN FSBOKEIS FR9347FS9569/OD/TAUX/31/12/2025	31/12/2025	EUR	-300 000	-300 000
FR9347FS9601	Issuance/BondEMTN FSBOKEIS FR9347FS9601/OD/TAUX/30/12/2024	30/12/2024	EUR	-4 660 000	-4 660 000
FR9347FS9783	Issuance/BondEMTN FSBOKEIS FR9347FS9783/OD/TAUX/30/01/2030	30/01/2030	EUR	-1 000 000	-1 000 000
FR9347FS9841	Issuance/BondCFSFRPP2 EMTN/OD/TAUX/15/01/2027	15/01/2027	EUR	-500 000	-500 000
FR9347FS9882	Issuance/BondEMTN FSBOKEIS FR9347FS9882/OD/TAUX/04/08/2022	04/08/2022	EUR	-13 984 000	-13 984 000
FR9347FS9965	Issuance/BondCFSFRPP2 EMTN/OD/TAUX/22/11/2026	22/11/2026	EUR	-450 000	-450 000

CREDIT AGRICOLE CIB FINANCIAL SOLUTIONS
Half yearly Financial Report for the period ended June, 30 2022

ISIN	Nickname	Maturity	CCY	Notionnel in currency	CVEUR in EUR
FR9348FS0021	Issuance/BondEMTN FSBOKEIS FR9348FS0021/0D/TAUX/28/01/2025	28/01/2025	EUR	-1 000 000	-1 000 000
FR9348FS0062	Issuance/BondEMTN FSBOKEIS FR9348FS0062/0D/TAUX/30/01/2025	30/01/2025	EUR	-1 150 000	-1 150 000
FR9348FS0096	Issuance/BondEMTN FSBOKEIS FR9348FS0096/0D/TAUX/05/02/2030	05/02/2030	EUR	-300 000	-300 000
FR9348FS0112	Issuance/BondEMTN FSBOKEIS FR9348FS0112/0D/TAUX/30/12/2024	30/12/2024	EUR	-10 640 000	-10 640 000
FR9348FS0120	Issuance/BondEMTN FSBOKEIS FR9348FS0120/0D/TAUX/08/02/2027	08/02/2027	EUR	-200 000	-200 000
FR9348FS0138	Issuance/BondEMTN FSBOKEIS FR9348FS0138/0D/TAUX/08/02/2027	08/02/2027	EUR	-250 000	-250 000
FR9348FS0146	Issuance/BondEMTN FSBOKEIS FR9348FS0146/0D/TAUX/07/02/2025	07/02/2025	EUR	-500 000	-500 000
FR9348FS0237	Issuance/BondCFSFRPP2 EMTN/0D/TAUX/22/11/2028	22/11/2028	EUR	-500 000	-500 000
FR9348FS0294	Issuance/BondEMTN FSBOKEIS FR9348FS0294/0D/TAUX/20/02/2025	20/02/2025	EUR	-500 000	-500 000
FR9348FS0336	Issuance/BondEMTN FSBOKEIS FR9348FS0336/0D/TAUX/28/02/2025	28/02/2025	EUR	-1 500 000	-1 500 000
FR9348FS0344	Issuance/BondEMTN FSBOKEIS FR9348FS0344/0D/TAUX/12/06/2030	12/06/2030	EUR	-6 116 000	-6 116 000
FR9348FS0351	Issuance/BondEMTN FSBOKEIS FR9348FS0351/0D/TAUX/12/06/2030	12/06/2030	EUR	-3 245 000	-3 245 000
FR9348FS0427	Issuance/BondEMTN FSBOKEIS FR9348FS0427/0D/TAUX/11/03/2030	11/03/2030	EUR	-1 000 000	-1 000 000
FR9348FS0476	Issuance/BondEMTN FSBOKEIS FR9348FS0476/0D/TAUX/13/03/2030	13/03/2030	EUR	-2 000 000	-2 000 000
FR9348FS0518	Issuance/BondEMTN CFSSOLIP FR9348FS0518/0D/TAUX/22/11/2036	22/11/2036	EUR	-500 000	-500 000
FR9348FS0591	Issuance/BondCFSFRPP2 EMTN/0D/TAUX/29/01/2030	29/01/2030	EUR	-1 000 000	-1 000 000
FR9348FS0617	Issuance/BondCFSFRPP2 EMTN/0D/TAUX/16/01/2025	16/01/2025	EUR	-12 600 000	-12 600 000
FR9348FS0625	Issuance/BondCFSFRPP2 EMTN/0D/TAUX/10/01/2027	10/01/2027	EUR	-750 000	-750 000
FR9348FS0633	Issuance/BondCFSFRPP2 EMTN/0D/TAUX/10/01/2026	10/01/2026	EUR	-750 000	-750 000
FR9348FS0641	Issuance/BondEMTN CFSSOLIP FR9348FS0641/0D/TAUX/28/01/2032	28/01/2032	EUR	-5 000 000	-5 000 000
FR9348FS0666	Issuance/BondEMTN FSBOKEIS FR9348FS0666/0D/TAUX/17/08/2022	17/08/2022	EUR	-800 000	-800 000
FR9348FS0682	Issuance/BondEMTN FSBOKEIS FR9348FS0682/0D/TAUX/07/02/2025	07/02/2025	EUR	-700 000	-700 000
FR9348FS0690	Issuance/BondCFSFRPP2 EMTN/0D/TAUX/30/12/2024	30/12/2024	EUR	-1 700 000	-1 700 000
FR9348FS0708	Issuance/BondCFSFRPP2 EMTN/0D/TAUX/22/02/2024	22/02/2024	EUR	-1 000 000	-1 000 000
FR9348FS0724	Issuance/BondEMTN FSBOKEIS FR9348FS0724/0D/TAUX/24/04/2030	24/04/2030	EUR	-8 000 000	-8 000 000
FR9348FS0740	Issuance/BondEMTN CFSEISIP FR9348FS0740/0D/TAUX/24/12/2026	24/12/2026	EUR	-5 697 000	-5 697 000
FR9348FS0765	Issuance/BondCFSFRPP2 EMTN/0D/TAUX/30/06/2029	30/06/2029	EUR	-400 000	-400 000
FR9348FS0781	Issuance/BondEMTN CFSEISIP FR9348FS0781/0D/TAUX/06/12/2029	06/12/2029	EUR	-930 000	-930 000
FR9348FS0807	Issuance/BondEMTN FSBOKEIS FR9348FS0807/0D/TAUX/25/02/2028	25/02/2028	EUR	-800 000	-800 000
FR9348FS0880	Issuance/BondCFSFRPP2 EMTN/0D/TAUX/10/01/2030	10/01/2030	EUR	-2 000 000	-2 000 000
FR9348FS0930	Issuance/BondEMTN FSBOKEIS FR9348FS0930/0D/TAUX/19/03/2025	19/03/2025	EUR	-500 000	-500 000
FR9348FS0971	Issuance/BondEMTN FSBOKEIS FR9348FS0971/0D/TAUX/24/03/2026	24/03/2026	EUR	-600 000	-600 000
FR9348FS1102	Issuance/BondEMTN FSBOKEIS FR9348FS1102/0D/TAUX/03/04/2030	03/04/2030	EUR	-2 000 000	-2 000 000
FR9348FS1250	Issuance/BondEMTN CFSEISIP FR9348FS1250/0D/TAUX/07/12/2027	07/12/2027	EUR	-300 000	-300 000
FR9348FS1292	Issuance/BondEMTN FSBOKEIS FR9348FS1292/0D/TAUX/07/05/2030	07/05/2030	EUR	-300 000	-300 000
FR9348FS1300	Issuance/BondEMTN FSBOKEIS FR9348FS1300/0D/TAUX/08/05/2026	08/05/2026	EUR	-1 250 000	-1 250 000
FR9348FS1334	Issuance/BondEMTN FSBOKEIS FR9348FS1334/0D/TAUX/30/12/2024	30/12/2024	EUR	-7 525 000	-7 525 000
FR9348FS1482	Issuance/BondEMTN CFSEISIP FR9348FS1482/0D/TAUX/07/12/2027	07/12/2027	EUR	-300 000	-300 000
FR9348FS1490	Issuance/BondCFSFRPP2 EMTN/0D/TAUX/10/01/2030	10/01/2030	EUR	-3 000 000	-3 000 000
FR9348FS1508	Issuance/BondCFSFRPP2 EMTN/0D/TAUX/10/01/2030	10/01/2030	EUR	-1 200 000	-1 200 000
FR9348FS1540	Issuance/BondCFSFRPP2 EMTN/0D/TAUX/30/12/2024	30/12/2024	EUR	-1 000 000	-1 000 000
FR9348FS1573	Issuance/BondEMTN FSBOKEIS FR9348FS1573/0D/TAUX/11/10/2028	11/10/2028	EUR	-27 834 000	-27 834 000
FR9348FS1656	Issuance/BondCFSFRPP2 EMTN/0D/TAUX/30/05/2028	14/06/2029	EUR	-5 000 000	-5 000 000
FR9348FS1672	Issuance/BondCFSFRPP2 EMTN/0D/TAUX/30/06/2027	30/06/2027	EUR	-900 000	-900 000
FR9348FS1722	Issuance/BondCFSFRPP2 EMTN/0D/TAUX/30/06/2027	30/06/2027	EUR	-1 500 000	-1 500 000
FR9348FS1748	Issuance/BondCFSFRPP2 EMTN/0D/TAUX/25/06/2026	25/06/2026	EUR	-500 000	-500 000
FR9348FS1854	Issuance/BondEMTN FSBOKEIS FR9348FS1854/0D/TAUX/24/07/2028	24/07/2028	EUR	-1 250 000	-1 250 000
FR9348FS1896	Issuance/BondEMTN CFSEISIP FR9348FS1896/0D/TAUX/02/12/2026	02/12/2026	EUR	-600 000	-600 000
FR9348FS2027	Issuance/BondEMTN FSBOKEIS FR9348FS2027/0D/TAUX/30/12/2025	30/12/2025	EUR	-14 326 000	-14 326 000
FR9348FS2035	Issuance/BondEMTN FSBOKEIS FR9348FS2035/0D/TAUX/30/12/2025	30/12/2025	EUR	-1 188 000	-1 188 000
FR9348FS2084	Issuance/BondCFSFRPP2 EMTN/0D/TAUX/30/06/2028	30/06/2028	EUR	-600 000	-600 000
FR9348FS2092	Issuance/BondCFSFRPP2 EMTN/0D/TAUX/30/06/2028	30/06/2028	EUR	-2 000 000	-2 000 000
FR9348FS2183	Issuance/BondEMTN CFSEISIP FR9348FS2183/0D/TAUX/09/12/2024	09/12/2024	EUR	-300 000	-300 000
FR9348FS2191	Issuance/BondEMTN CFSEISIP FR9348FS2191/0D/TAUX/03/12/2026	03/12/2026	EUR	-600 000	-600 000
FR9348FS2241	Issuance/BondCFSFRPP2 EMTN/0D/TAUX/30/12/2028	30/12/2028	EUR	-7 000 000	-7 000 000
FR9348FS2258	Issuance/BondEMTN CFSSOLIP FR9348FS2258/0D/TAUX/12/08/2027	12/08/2027	EUR	-1 000 000	-1 000 000
FR9348FS2266	Issuance/BondCFSFRPP2 EMTN/0D/TAUX/30/06/2025	30/06/2025	EUR	-1 000 000	-1 000 000
FR9348FS2282	Issuance/BondEMTN CFSEISIP FR9348FS2282/0D/TAUX/07/12/2026	07/12/2026	EUR	-700 000	-700 000
FR9348FS2290	Issuance/BondCFSFRPP2 EMTN/0D/TAUX/30/12/2031	30/12/2031	EUR	-500 000	-500 000
FR9348FS2308	Issuance/BondCFSFRPP2 EMTN/0D/TAUX/30/12/2031	30/12/2031	EUR	-1 000 000	-1 000 000
FR9348FS2316	Issuance/BondEMTN CFSEISIP FR9348FS2316/0D/TAUX/22/12/2031	22/12/2031	EUR	-2 250 000	-2 250 000
FR9348FS2357	Issuance/BondEMTN FSBOKEIS FR9348FS2357/0D/TAUX/30/09/2030	30/09/2030	EUR	-700 000	-700 000
FR9348FS2662	Issuance/BondEMTN CFSSOLIP FR9348FS2662/0D/TAUX/30/10/2032	30/10/2032	EUR	-1 000 000	-1 000 000
FR9348FS2670	Issuance/BondEMTN CFSEISIP FR9348FS2670/0D/TAUX/17/12/2029	17/12/2029	EUR	-600 000	-600 000
FR9348FS2712	Issuance/BondEMTN FSBOKEIS FR9348FS2712/0D/TAUX/13/11/2028	13/11/2028	EUR	-2 000 000	-2 000 000
FR9348FS2761	Issuance/BondEMTN CFSEISIP FR9348FS2761/0D/TAUX/08/12/2026	08/12/2026	EUR	-600 000	-600 000
FR9348FS2787	Issuance/BondEMTN FSBOKEIS FR9348FS2787/0D/TAUX/18/11/2025	18/11/2025	EUR	-1 000 000	-1 000 000
FR9348FS2803	Issuance/BondEMTN FSBOKEIS FR9348FS2803/0D/TAUX/18/12/2030	18/12/2030	EUR	-200 000	-200 000
FR9348FS2837	Issuance/BondEMTN FSBOKEIS FR9348FS2837/0D/TAUX/31/12/2025	30/12/2025	EUR	-17 287 000	-17 287 000
FR9348FS2845	Issuance/BondEMTN FSBOKEIS FR9348FS2845/0D/TAUX/26/11/2025	26/11/2025	EUR	-500 000	-500 000
FR9348FS2860	Issuance/BondEMTN FSBOKEIS FR9348FS2860/0D/TAUX/17/05/2029	17/05/2029	EUR	-85 491 000	-85 491 000
FR9348FS2886	Issuance/BondEMTN FSBOKEIS FR9348FS2886/0D/TAUX/31/12/2025	30/12/2025	EUR	-14 244 000	-14 244 000
FR9348FS2993	Issuance/BondEMTN FSBOKEIS FR9348FS2993/0D/TAUX/15/04/2031	28/05/2031	EUR	-546 000	-546 000
FR9348FS3058	Issuance/BondEMTN FSBOKEIS FR9348FS3058/0D/TAUX/14/04/2033	14/04/2033	EUR	-6 074 000	-6 074 000
FR9348FS3074	Issuance/BondEMTN FSBOKEIS FR9348FS3074/0D/TAUX/02/01/2029	02/01/2029	EUR	-550 000	-550 000

CREDIT AGRICOLE CIB FINANCIAL SOLUTIONS
Half yearly Financial Report for the period ended June, 30 2022

ISIN	Nickname	Maturity	CCY	Notionnel in currency	CVEUR in EUR
FR9348FS3090	Issuance/BondCFSFRPP2 EMTN/OD/TAUX/30/12/2028	30/12/2028	EUR	-500 000	-500 000
FR9348FS3108	Issuance/BondCFSFRPP2 EMTN/OD/TAUX/30/12/2030	30/12/2030	EUR	-500 000	-500 000
FR9348FS3116	Issuance/BondEMTN CFSSOLIP FR9348FS3116/OD/TAUX/04/12/2032	04/12/2032	EUR	-15 000 000	-15 000 000
FR9348FS3124	Issuance/BondEMTN CFSSOLIP FR9348FS3124/OD/TAUX/16/12/2032	16/12/2032	EUR	-15 000 000	-15 000 000
FR9348FS3140	Issuance/BondEMTN FSBOKEIS FR9348FS3140/OD/TAUX/04/06/2029	04/06/2029	EUR	-46 947 000	-46 947 000
FR9348FS3157	Issuance/BondEMTN FSBOKEIS FR9348FS3157/OD/TAUX/26/06/2028	26/06/2028	EUR	-54 410 000	-54 410 000
FR9348FS3173	Issuance/BondEMTN FSBOKEIS FR9348FS3173/OD/TAUX/14/07/2031	14/07/2031	EUR	-62 896 000	-62 896 000
FR9348FS3181	Issuance/BondCFSFRPP2 EMTN/OD/TAUX/05/01/2029	05/01/2029	EUR	-500 000	-500 000
FR9348FS3199	Issuance/BondEMTN FSBOKEIS FR9348FS3199/OD/TAUX/09/04/2027	09/04/2027	EUR	-104 037 000	-104 037 000
FR9348FS3207	Issuance/BondCFSFRPP2 EMTN/OD/TAUX/30/12/2027	30/12/2027	EUR	-4 000 000	-4 000 000
FR9348FS3215	Issuance/BondEMTN CFSSOLIP FR9348FS3215/OD/TAUX/23/02/2033	23/02/2033	EUR	-12 000 000	-12 000 000
FR9348FS3330	Issuance/BondEMTN FSBOKEIS FR9348FS3330/OD/TAUX/27/01/2031	27/01/2031	EUR	-700 000	-700 000
FR9348FS3439	Issuance/BondEMTN FSBOKEIS FR9348FS3439/OD/TAUX/05/02/2029	05/02/2029	EUR	-1 000 000	-1 000 000
FR9348FS3512	Issuance/BondEMTN FSBOKEIS FR9348FS3512/OD/TAUX/17/02/2031	17/02/2031	EUR	-500 000	-500 000
FR9348FS3546	Issuance/BondEMTN FSBOKEIS FR9348FS3546/OD/TAUX/16/02/2027	16/02/2027	EUR	-500 000	-500 000
FR9348FS3587	Issuance/BondEMTN FSBOKEIS FR9348FS3587/OD/TAUX/19/02/2029	19/02/2029	EUR	-300 000	-300 000
FR9348FS3694	Issuance/BondEMTN FSBOKEIS FR9348FS3694/OD/TAUX/30/04/2029	30/04/2029	EUR	-13 139 000	-13 139 000
FR9348FS3835	Issuance/BondEMTN FSBOKEIS FR9348FS3835/OD/TAUX/10/03/2031	10/03/2031	EUR	-300 000	-300 000
FR9348FS3850	Issuance/BondEMTN FSBOKEIS FR9348FS3850/OD/TAUX/12/03/2029	12/03/2029	EUR	-3 400 000	-3 400 000
FR9348FS3868	Issuance/BondEMTN FSBOKEIS FR9348FS3868/OD/TAUX/15/10/2029	15/10/2029	EUR	-10 000 000	-10 000 000
FR9348FS3900	Issuance/BondEMTN FSBOKEIS FR9348FS3900/OD/TAUX/08/10/2029	08/10/2029	EUR	-36 000 000	-36 000 000
FR9348FS3918	Issuance/BondEMTN FSBOKEIS FR9348FS3918/OD/TAUX/24/10/2029	24/10/2029	EUR	-60 000 000	-60 000 000
FR9348FS3942	Issuance/BondCFSFRPP2 EMTN/OD/TAUX/30/12/2027	30/12/2027	EUR	-1 300 000	-1 300 000
FR9348FS3959	Issuance/BondCFSFRPP2 EMTN/OD/TAUX/30/12/2030	30/12/2030	EUR	-7 500 000	-7 500 000
FR9348FS3967	Issuance/BondCFSFRPP2 EMTN/OD/TAUX/30/12/2030	30/12/2030	EUR	-7 500 000	-7 500 000
FR9348FS3975	Issuance/BondCFSFRPP2 EMTN/OD/TAUX/30/12/2030	30/12/2030	EUR	-2 000 000	-2 000 000
FR9348FS4064	Issuance/BondEMTN FSBOKEIS FR9348FS4064/OD/TAUX/31/12/2025	30/12/2025	EUR	-14 934 000	-14 934 000
FR9348FS4122	Issuance/BondEMTN FSBOKEIS FR9348FS4122/OD/TAUX/14/05/2031	14/05/2031	EUR	-1 611 000	-1 611 000
FR9348FS4130	Issuance/BondEMTN FSBOKEIS FR9348FS4130/OD/TAUX/23/03/2026	23/03/2026	EUR	-500 000	-500 000
FR9348FS4148	Issuance/BondEMTN FSBOKEIS FR9348FS4148/OD/TAUX/24/03/2031	24/03/2031	EUR	-4 000 000	-4 000 000
FR9348FS4155	Issuance/BondEMTN FSBOKEIS FR9348FS4155/OD/TAUX/25/03/2031	25/03/2031	EUR	-600 000	-600 000
FR9348FS4163	Issuance/BondEMTN FSBOKEIS FR9348FS4163/OD/TAUX/26/03/2029	26/03/2029	EUR	-600 000	-600 000
FR9348FS4171	Issuance/BondEMTN FSBOKEIS FR9348FS4171/OD/TAUX/31/03/2031	31/03/2031	EUR	-2 000 000	-2 000 000
FR9348FS4189	Issuance/BondEMTN FSBOKEIS FR9348FS4189/OD/TAUX/30/03/2027	30/03/2027	EUR	-1 600 000	-1 600 000
FR9348FS4213	Issuance/BondEMTN FSBOKEIS FR9348FS4213/OD/TAUX/02/04/2031	02/04/2031	EUR	-325 000	-325 000
FR9348FS4247	Issuance/BondEMTN FSBOKEIS FR9348FS4247/OD/TAUX/02/04/2026	02/04/2026	EUR	-300 000	-300 000
FR9348FS4254	Issuance/BondEMTN FSBOKEIS FR9348FS4254/OD/TAUX/31/12/2025	31/12/2025	EUR	-17 386 000	-17 386 000
FR9348FS4270	Issuance/BondEMTN FSBOKEIS FR9348FS4270/OD/TAUX/09/04/2029	09/04/2029	EUR	-1 300 000	-1 300 000
FR9348FS4288	Issuance/BondEMTN CFSSOLIP FR9348FS4288/OD/TAUX/17/03/2033	17/03/2033	EUR	-10 000 000	-10 000 000
FR9348FS4296	Issuance/BondCFSFRPP2 EMTN/OD/TAUX/16/03/2024	16/03/2024	EUR	-500 000	-500 000
FR9348FS4304	Issuance/BondCFSFRPP2 EMTN/OD/TAUX/30/06/2028	30/06/2028	EUR	-500 000	-500 000
FR9348FS4312	Issuance/BondEMTN CFSEISIP FR9348FS4312/OD/TAUX/10/03/2027	10/03/2027	EUR	-330 000	-330 000
FR9348FS4320	Issuance/BondEMTN CFSEISIP FR9348FS4320/OD/TAUX/06/03/2028	06/03/2028	EUR	-2 905 000	-2 905 000
FR9348FS4338	Issuance/BondEMTN CFSEISIP FR9348FS4338/OD/TAUX/15/03/2027	15/03/2027	EUR	-1 500 000	-1 500 000
FR9348FS4353	Issuance/BondEMTN FSBOKEIS FR9348FS4353/OD/TAUX/12/03/2029	09/03/2029	EUR	-1 949 000	-1 949 000
FR9348FS4395	Issuance/BondEMTN CFSEISIP FR9348FS4395/OD/TAUX/05/07/2027	05/07/2027	EUR	-2 901 000	-2 901 000
FR9348FS4403	Issuance/BondEMTN CFSEISIP FR9348FS4403/OD/TAUX/18/06/2031	18/06/2031	EUR	-17 383 000	-17 383 000
FR9348FS4411	Issuance/BondEMTN CFSEISIP FR9348FS4411/OD/TAUX/11/06/2029	11/06/2029	EUR	-1 410 000	-1 410 000
FR9348FS4429	Issuance/BondEMTN CFSEISIP FR9348FS4429/OD/TAUX/11/06/2029	11/06/2029	EUR	-1 412 000	-1 412 000
FR9348FS4437	Issuance/BondEMTN CFSEISIP FR9348FS4437/OD/TAUX/23/04/2029	23/04/2029	EUR	-500 000	-500 000
FR9348FS4452	Issuance/BondEMTN CFSEISIP FR9348FS4452/OD/TAUX/25/06/2027	25/06/2027	EUR	-10 963 000	-10 963 000
FR9348FS4460	Issuance/BondEMTN CFSEISIP FR9348FS4460/OD/TAUX/27/05/2031	27/05/2031	EUR	-1 000 000	-1 000 000
FR9348FS4478	Issuance/BondEMTN CFSEISIP FR9348FS4478/OD/TAUX/27/05/2031	27/05/2031	EUR	-500 000	-500 000
FR9348FS4486	Issuance/BondEMTN CFSEISIP FR9348FS4486/OD/TAUX/27/05/2031	27/05/2031	EUR	-500 000	-500 000
FR9348FS4494	Issuance/BondEMTN CFSEISIP FR9348FS4494/OD/TAUX/09/07/2026	09/07/2026	EUR	-9 641 000	-9 641 000
FR9348FS4502	Issuance/BondCFSFRPP2 EMTN/OD/TAUX/26/03/2031	26/03/2031	EUR	-1 300 000	-1 300 000
FR9348FS4510	Issuance/BondEMTN FSBOKEIS FR9348FS4510/OD/TAUX/09/04/2029	09/04/2029	EUR	-500 000	-500 000
FR9348FS4544	Issuance/BondEMTN CFSEISIP FR9348FS4544/OD/TAUX/13/04/2027	13/04/2027	EUR	-300 000	-300 000
FR9348FS4551	Issuance/BondEMTN CFSEISIP FR9348FS4551/OD/TAUX/17/04/2029	17/04/2029	EUR	-3 835 000	-3 835 000
FR9348FS4585	Issuance/BondEMTN CFSEISIP FR9348FS4585/OD/TAUX/14/04/2027	14/04/2027	EUR	-450 000	-450 000
FR9348FS4593	Issuance/BondEMTN CFSEISIP FR9348FS4593/OD/TAUX/11/06/2029	11/06/2029	EUR	-26 872 000	-26 872 000
FR9348FS4601	Issuance/BondEMTN CFSEISIP FR9348FS4601/OD/TAUX/07/05/2026	07/05/2026	EUR	-3 645 000	-3 645 000
FR9348FS4619	Issuance/BondEMTN CFSEISIP FR9348FS4619/OD/TAUX/21/04/2026	21/04/2026	EUR	-600 000	-600 000
FR9348FS4684	Issuance/BondEMTN CFSEISIP FR9348FS4684/OD/TAUX/22/04/2024	22/04/2024	EUR	-600 000	-600 000
FR9348FS4692	Issuance/BondEMTN CFSEISIP FR9348FS4692/OD/TAUX/28/04/2031	28/04/2031	EUR	-2 000 000	-2 000 000
FR9348FS4700	Issuance/BondEMTN CFSEISIP FR9348FS4700/OD/TAUX/28/04/2031	28/04/2031	EUR	-2 000 000	-2 000 000
FR9348FS4718	Issuance/BondEMTN CFSEISIP FR9348FS4718/OD/TAUX/29/07/2031	29/07/2031	EUR	-3 279 000	-3 279 000
FR9348FS4742	Issuance/BondEMTN CFSEISIP FR9348FS4742/OD/TAUX/27/04/2026	27/04/2026	EUR	-600 000	-600 000
FR9348FS4759	Issuance/BondEMTN CFSEISIP FR9348FS4759/OD/TAUX/28/05/2031	28/05/2031	EUR	-780 000	-780 000
FR9348FS4767	Issuance/BondEMTN CFSEISIP FR9348FS4767/OD/TAUX/29/04/2027	29/04/2027	EUR	-550 000	-550 000
FR9348FS4775	Issuance/BondEMTN CFSEISIP FR9348FS4775/OD/TAUX/02/07/2029	02/07/2029	EUR	-7 880 000	-7 880 000
FR9348FS4783	Issuance/BondEMTN CFSEISIP FR9348FS4783/OD/TAUX/30/04/2026	30/04/2026	EUR	-1 000 000	-1 000 000
FR9348FS4809	Issuance/BondEMTN CFSEISIP FR9348FS4809/OD/TAUX/30/04/2026	30/04/2026	EUR	-400 000	-400 000
FR9348FS4817	Issuance/BondEMTN CFSSOLIP FR9348FS4817/OD/TAUX/06/04/2033	06/04/2033	EUR	-5 000 000	-5 000 000
FR9348FS4825	Issuance/BondEMTN CFSSOLIP FR9348FS4825/OD/TAUX/06/04/2036	06/04/2036	EUR	-8 000 000	-8 000 000

CREDIT AGRICOLE CIB FINANCIAL SOLUTIONS
Half yearly Financial Report for the period ended June, 30 2022

ISIN	Nickname	Maturity	CCY	Notionnel in currency	CVEUR in EUR
FR9348FS4833	Issuance/BondEMTN CFSSOLIP FR9348FS4833/0D/TAUX/06/04/2033	06/04/2033	EUR	-3 000 000	-3 000 000
FR9348FS4841	Issuance/BondCFSFRPP2 EMTN/0D/TAUX/30/06/2029	30/06/2029	EUR	-750 000	-750 000
FR9348FS4858	Issuance/BondCFSFRPP2 EMTN/0D/TAUX/30/06/2027	30/06/2027	EUR	-750 000	-750 000
FR9348FS4866	Issuance/BondCFSFRPP2 EMTN/0D/TAUX/30/06/2031	30/06/2031	EUR	-500 000	-500 000
FR9348FS4874	Issuance/BondCFSFRPP2 EMTN/0D/TAUX/22/04/2028	22/04/2028	EUR	-500 000	-500 000
FR9348FS4882	Issuance/BondCFSFRPP2 EMTN/0D/TAUX/23/04/2031	23/04/2031	EUR	-500 000	-500 000
FR9348FS4908	Issuance/BondEMTN CFSEISIP FR9348FS4908/0D/TAUX/06/05/2031	06/05/2031	EUR	-4 000 000	-4 000 000
FR9348FS4924	Issuance/BondEMTN CFSEISIP FR9348FS4924/0D/TAUX/07/05/2029	07/05/2029	EUR	-400 000	-400 000
FR9348FS4932	Issuance/BondEMTN CFSEISIP FR9348FS4932/0D/TAUX/07/05/2026	07/05/2026	EUR	-800 000	-800 000
FR9348FS4940	Issuance/BondEMTN CFSEISIP FR9348FS4940/0D/TAUX/07/05/2026	07/05/2026	EUR	-600 000	-600 000
FR9348FS5038	Issuance/BondEMTN CFSEISIP FR9348FS5038/0D/TAUX/09/06/2031	09/06/2031	EUR	-1 150 000	-1 150 000
FR9348FS5046	Issuance/BondEMTN CFSEISIP FR9348FS5046/0D/TAUX/21/05/2029	21/05/2029	EUR	-1 390 000	-1 390 000
FR9348FS5053	Issuance/BondEMTN CFSEISIP FR9348FS5053/0D/TAUX/18/05/2027	18/05/2027	EUR	-300 000	-300 000
FR9348FS5061	Issuance/BondEMTN CFSEISIP FR9348FS5061/0D/TAUX/18/05/2027	18/05/2027	EUR	-500 000	-500 000
FR9348FS5087	Issuance/BondEMTN CFSEISIP FR9348FS5087/0D/TAUX/19/05/2031	19/05/2031	EUR	-2 000 000	-2 000 000
FR9348FS5103	Issuance/BondEMTN CFSEISIP FR9348FS5103/0D/TAUX/21/05/2026	21/05/2026	EUR	-300 000	-300 000
FR9348FS5111	Issuance/BondEMTN CFSEISIP FR9348FS5111/0D/TAUX/21/05/2026	21/05/2026	EUR	-400 000	-400 000
FR9348FS5137	Issuance/BondEMTN CFSEISIP FR9348FS5137/0D/TAUX/20/08/2031	20/08/2031	EUR	-48 495 000	-48 495 000
FR9348FS5145	Issuance/BondEMTN CFSEISIP FR9348FS5145/0D/TAUX/20/08/2031	20/08/2031	EUR	-920 000	-920 000
FR9348FS5152	Issuance/BondEMTN CFSEISIP FR9348FS5152/0D/TAUX/31/12/2025	31/12/2025	EUR	-7 007 000	-7 007 000
FR9348FS5160	Issuance/BondEMTN CFSEISIP FR9348FS5160/0D/TAUX/26/05/2026	26/05/2026	EUR	-300 000	-300 000
FR9348FS5178	Issuance/BondEMTN CFSEISIP FR9348FS5178/0D/TAUX/26/05/2026	26/05/2026	EUR	-300 000	-300 000
FR9348FS5194	Issuance/BondCFSFRPP2 EMTN/0D/TAUX/27/04/2031	27/04/2031	EUR	-500 000	-500 000
FR9348FS5202	Issuance/BondCFSFRPP2 EMTN/0D/TAUX/23/04/2026	23/04/2026	EUR	-1 000 000	-1 000 000
FR9348FS5210	Issuance/BondCFSFRPP2 EMTN/0D/TAUX/27/04/2028	27/04/2028	EUR	-1 200 000	-1 200 000
FR9348FS5228	Issuance/BondEMTN CFSSOLIP FR9348FS5228/0D/TAUX/26/04/2036	26/04/2036	EUR	-500 000	-500 000
FR9348FS5236	Issuance/BondCFSFRPP2 EMTN/0D/TAUX/30/06/2028	30/06/2028	EUR	-500 000	-500 000
FR9348FS5251	Issuance/BondEMTN CFSEISIP FR9348FS5251/0D/TAUX/16/09/2031	16/09/2031	EUR	-25 000 000	-25 000 000
FR9348FS5269	Issuance/BondEMTN CFSEISIP FR9348FS5269/0D/TAUX/20/08/2031	20/08/2031	EUR	-39 641 000	-39 641 000
FR9348FS5277	Issuance/BondEMTN CFSEISIP FR9348FS5277/0D/TAUX/06/08/2026	06/08/2026	EUR	-4 809 000	-4 809 000
FR9348FS5285	Issuance/BondEMTN CFSEISIP FR9348FS5285/0D/TAUX/14/06/2029	14/06/2029	EUR	-6 670 000	-6 670 000
FR9348FS5301	Issuance/BondEMTN CFSEISIP FR9348FS5301/0D/TAUX/27/10/2026	27/10/2026	EUR	-5 943 000	-5 943 000
FR9348FS5319	Issuance/BondEMTN CFSEISIP FR9348FS5319/0D/TAUX/22/09/2031	22/09/2031	EUR	-10 901 000	-10 901 000
FR9348FS5327	Issuance/BondEMTN CFSEISIP FR9348FS5327/0D/TAUX/20/10/2031	20/10/2031	EUR	-1 500 000	-1 500 000
FR9348FS5335	Issuance/BondEMTN CFSEISIP FR9348FS5335/0D/TAUX/18/06/2030	18/06/2030	EUR	-20 000 000	-20 000 000
FR9348FS5343	Issuance/BondEMTN CFSEISIP FR9348FS5343/0D/TAUX/30/03/2032	30/03/2032	EUR	-5 000 000	-5 000 000
FR9348FS5350	Issuance/BondEMTN CFSEISIP FR9348FS5350/0D/TAUX/25/02/2032	25/02/2032	EUR	-39 034 000	-39 034 000
FR9348FS5368	Issuance/BondEMTN CFSEISIP FR9348FS5368/0D/TAUX/17/05/2032	17/05/2032	EUR	-1 995 000	-1 995 000
FR9348FS5376	Issuance/BondEMTN CFSEISIP FR9348FS5376/0D/TAUX/16/12/2024	16/12/2024	EUR	-500 000	-500 000
FR9348FS5384	Issuance/BondEMTN CFSEISIP FR9348FS5384/0D/TAUX/08/04/2032	08/04/2032	EUR	-14 110 000	-14 110 000
FR9348FS5392	Issuance/BondEMTN CFSEISIP FR9348FS5392/0D/TAUX/11/03/2032	11/03/2032	EUR	-7 831 000	-7 831 000
FR9348FS5400	Issuance/BondEMTN CFSEISIP FR9348FS5400/0D/TAUX/21/05/2029	21/05/2029	EUR	-500 000	-500 000
FR9348FS5459	Issuance/BondEMTN CFSEISIP FR9348FS5459/0D/TAUX/25/05/2026	25/05/2026	EUR	-3 554 000	-3 554 000
FR9348FS5467	Issuance/BondEMTN CFSEISIP FR9348FS5467/0D/TAUX/04/06/2029	04/06/2029	EUR	-2 000 000	-2 000 000
FR9348FS5475	Issuance/BondEMTN CFSEISIP FR9348FS5475/0D/TAUX/04/06/2029	04/06/2029	EUR	-5 000 000	-5 000 000
FR9348FS5483	Issuance/BondEMTN CFSEISIP FR9348FS5483/0D/TAUX/02/06/2026	02/06/2026	EUR	-786 000	-786 000
FR9348FS5491	Issuance/BondEMTN CFSEISIP FR9348FS5491/0D/TAUX/02/06/2031	02/06/2031	EUR	-2 000 000	-2 000 000
FR9348FS5509	Issuance/BondEMTN CFSEISIP FR9348FS5509/0D/TAUX/17/06/2024	17/06/2024	EUR	-2 110 000	-2 110 000
FR9348FS5517	Issuance/BondEMTN CFSEISIP FR9348FS5517/0D/TAUX/16/07/2031	16/07/2031	EUR	-700 000	-700 000
FR9348FS5525	Issuance/BondEMTN CFSEISIP FR9348FS5525/0D/TAUX/04/08/2031	04/08/2031	EUR	-12 997 000	-12 997 000
FR9348FS5533	Issuance/BondEMTN CFSEISIP FR9348FS5533/0D/TAUX/02/06/2026	02/06/2026	EUR	-7 542 000	-7 542 000
FR9348FS5541	Issuance/BondEMTN CFSEISIP FR9348FS5541/0D/TAUX/10/06/2026	10/06/2026	EUR	-1 400 000	-1 400 000
FR9348FS5558	Issuance/BondEMTN CFSEISIP FR9348FS5558/0D/TAUX/11/06/2026	11/06/2026	EUR	-900 000	-900 000
FR9348FS5574	Issuance/BondEMTN CFSEISIP FR9348FS5574/0D/TAUX/14/06/2027	14/06/2027	EUR	-5 000 000	-5 000 000
FR9348FS5582	Issuance/BondEMTN CFSEISIP FR9348FS5582/0D/TAUX/15/06/2026	15/06/2026	EUR	-340 000	-340 000
FR9348FS5590	Issuance/BondEMTN CFSEISIP FR9348FS5590/0D/TAUX/15/06/2026	15/06/2026	EUR	-375 000	-375 000
FR9348FS5608	Issuance/BondEMTN CFSEISIP FR9348FS5608/0D/TAUX/14/06/2029	14/06/2029	EUR	-300 000	-300 000
FR9348FS5624	Issuance/BondEMTN CFSEISIP FR9348FS5624/0D/TAUX/16/06/2031	16/06/2031	EUR	-595 000	-595 000
FR9348FS5632	Issuance/BondEMTN CFSEISIP FR9348FS5632/0D/TAUX/17/06/2031	17/06/2031	EUR	-595 000	-595 000
FR9348FS5640	Issuance/BondEMTN CFSEISIP FR9348FS5640/0D/TAUX/16/06/2026	16/06/2026	EUR	-300 000	-300 000
FR9348FS5657	Issuance/BondEMTN CFSEISIP FR9348FS5657/0D/TAUX/11/06/2026	11/06/2026	EUR	-7 779 000	-7 779 000
FR9348FS5665	Issuance/BondEMTN CFSEISIP FR9348FS5665/0D/TAUX/18/06/2031	18/06/2031	EUR	-2 000 000	-2 000 000
FR9348FS5673	Issuance/BondEMTN CFSEISIP FR9348FS5673/0D/TAUX/18/06/2026	18/06/2026	EUR	-500 000	-500 000
FR9348FS5681	Issuance/BondEMTN CFSEISIP FR9348FS5681/0D/TAUX/11/06/2027	11/06/2027	EUR	-2 949 000	-2 949 000
FR9348FS5699	Issuance/BondEMTN CFSEISIP FR9348FS5699/0D/TAUX/27/08/2029	27/08/2029	EUR	-16 497 000	-16 497 000
FR9348FS5707	Issuance/BondCFSFRPP2 EMTN/0D/TAUX/30/06/2028	30/06/2028	EUR	-500 000	-500 000
FR9348FS5715	Issuance/BondCFSFRPP2 EMTN/0D/TAUX/30/06/2029	30/06/2029	EUR	-1 000 000	-1 000 000
FR9348FS5723	Issuance/BondEMTN CFSSOLIP FR9348FS5723/0D/TAUX/02/06/2033	02/06/2033	EUR	-6 000 000	-6 000 000
FR9348FS5731	Issuance/BondEMTN CFSSOLIP FR9348FS5731/0D/TAUX/03/06/2033	03/06/2033	EUR	-1 000 000	-1 000 000
FR9348FS5749	Issuance/BondEMTN CFSEISIP FR9348FS5749/0D/TAUX/04/06/2026	04/06/2026	EUR	-2 000 000	-2 000 000
FR9348FS5756	Issuance/BondEMTN CFSEISIP FR9348FS5756/0D/TAUX/30/06/2027	30/06/2027	EUR	-450 000	-450 000
FR9348FS5764	Issuance/BondEMTN CFSEISIP FR9348FS5764/0D/TAUX/30/06/2027	30/06/2027	EUR	-453 000	-453 000
FR9348FS5780	Issuance/BondEMTN CFSEISIP FR9348FS5780/0D/TAUX/01/07/2026	01/07/2026	EUR	-1 300 000	-1 300 000
FR9348FS5806	Issuance/BondEMTN CFSEISIP FR9348FS5806/0D/TAUX/25/06/2026	25/06/2026	EUR	-3 179 000	-3 179 000
FR9348FS5814	Issuance/BondEMTN CFSEISIP FR9348FS5814/0D/TAUX/06/08/2026	06/08/2026	EUR	-4 132 000	-4 132 000

CREDIT AGRICOLE CIB FINANCIAL SOLUTIONS
Half yearly Financial Report for the period ended June, 30 2022

ISIN	Nickname	Maturity	CCY	Notionnel in currency	CVEUR in EUR
FR9348FS5822	Issuance/BondEMTN CFSEISIP FR9348FS5822/0D/TAUX/07/07/2031	07/07/2031	EUR	-2 000 000	-2 000 000
FR9348FS5848	Issuance/BondEMTN CFSEISIP FR9348FS5848/0D/TAUX/20/07/2029	20/07/2029	EUR	-2 000 000	-2 000 000
FR9348FS5855	Issuance/BondEMTN CFSEISIP FR9348FS5855/0D/TAUX/20/07/2029	20/07/2029	EUR	-2 850 000	-2 850 000
FR9348FS5863	Issuance/BondEMTN CFSEISIP FR9348FS5863/0D/TAUX/08/07/2024	08/07/2024	EUR	-1 000 000	-1 000 000
FR9348FS5871	Issuance/BondEMTN CFSEISIP FR9348FS5871/0D/TAUX/07/07/2025	07/07/2025	EUR	-330 000	-330 000
FR9348FS5889	Issuance/BondEMTN CFSEISIP FR9348FS5889/0D/TAUX/09/07/2029	09/07/2029	EUR	-350 000	-350 000
FR9348FS5897	Issuance/BondEMTN CFSEISIP FR9348FS5897/0D/TAUX/09/07/2029	09/07/2029	EUR	-650 000	-650 000
FR9348FS5913	Issuance/BondEMTN CFSEISIP FR9348FS5913/0D/TAUX/01/07/2026	01/07/2026	EUR	-8 708 000	-8 708 000
FR9348FS5939	Issuance/BondEMTN CFSEISIP FR9348FS5939/0D/TAUX/13/07/2026	13/07/2026	EUR	-350 000	-350 000
FR9348FS5947	Issuance/BondEMTN CFSEISIP FR9348FS5947/0D/TAUX/13/07/2026	13/07/2026	EUR	-500 000	-500 000
FR9348FS5954	Issuance/BondEMTN CFSEISIP FR9348FS5954/0D/TAUX/14/07/2025	14/07/2025	EUR	-500 000	-500 000
FR9348FS5962	Issuance/BondEMTN CFSEISIP FR9348FS5962/0D/TAUX/14/07/2025	14/07/2025	EUR	-500 000	-500 000
FR9348FS5970	Issuance/BondEMTN CFSEISIP FR9348FS5970/0D/TAUX/12/07/2022	12/07/2022	EUR	-500 000	-500 000
FR9348FS5988	Issuance/BondEMTN CFSEISIP FR9348FS5988/0D/TAUX/14/07/2025	14/07/2025	EUR	-1 150 000	-1 150 000
FR9348FS5996	Issuance/BondEMTN CFSEISIP FR9348FS5996/0D/TAUX/28/07/2031	28/07/2031	EUR	-900 000	-900 000
FR9348FS6002	Issuance/BondEMTN CFSEISIP FR9348FS6002/0D/TAUX/03/02/2025	03/02/2025	EUR	-1 000 000	-1 000 000
FR9348FS6010	Issuance/BondEMTN CFSEISIP FR9348FS6010/0D/TAUX/03/02/2027	03/02/2027	EUR	-2 000 000	-2 000 000
FR9348FS6028	Issuance/BondEMTN CFSEISIP FR9348FS6028/0D/TAUX/08/02/2027	08/02/2027	EUR	-1 500 000	-1 500 000
FR9348FS6036	Issuance/BondEMTN CFSEISIP FR9348FS6036/0D/TAUX/24/05/2032	24/05/2032	EUR	-33 075 000	-33 075 000
FR9348FS6044	Issuance/BondEMTN CFSEISIP FR9348FS6044/0D/TAUX/15/02/2027	15/02/2027	EUR	-2 000 000	-2 000 000
FR9348FS6051	Issuance/BondEMTN CFSEISIP FR9348FS6051/0D/TAUX/21/10/2030	21/10/2030	EUR	-60 000 000	-60 000 000
FR9348FS6069	Issuance/BondEMTN CFSEISIP FR9348FS6069/0D/TAUX/04/10/2032	04/10/2032	EUR	-70 000 000	-70 000 000
FR9348FS6077	Issuance/BondEMTN CFSEISIP FR9348FS6077/0D/TAUX/27/04/2027	27/04/2027	EUR	-4 129 000	-4 129 000
FR9348FS6085	Issuance/BondEMTN CFSEISIP FR9348FS6085/0D/TAUX/11/03/2030	11/03/2030	EUR	-500 000	-500 000
FR9348FS6093	Issuance/BondEMTN CFSEISIP FR9348FS6093/0D/TAUX/04/03/2030	04/03/2030	EUR	-3 832 000	-3 832 000
FR9348FS6101	Issuance/BondEMTN CFSEISIP FR9348FS6101/0D/TAUX/15/03/2028	15/03/2028	EUR	-1 400 000	-1 400 000
FR9348FS6119	Issuance/BondEMTN CFSEISIP FR9348FS6119/0D/TAUX/12/04/2027	12/04/2027	EUR	-500 000	-500 000
FR9348FS6127	Issuance/BondEMTN CFSEISIP FR9348FS6127/0D/TAUX/14/04/2027	14/04/2027	EUR	-1 700 000	-1 700 000
FR9348FS6135	Issuance/BondEMTN CFSEISIP FR9348FS6135/0D/TAUX/14/04/2027	14/04/2027	EUR	-1 700 000	-1 700 000
FR9348FS6143	Issuance/BondEMTN CFSEISIP FR9348FS6143/0D/TAUX/08/04/2030	08/04/2030	EUR	-912 000	-912 000
FR9348FS6150	Issuance/BondCFSFRPP2 EMTN/0D/TAUX/18/06/2031	18/06/2031	EUR	-2 500 000	-2 500 000
FR9348FS6168	Issuance/BondCFSFRPP2 EMTN/0D/TAUX/26/12/2031	26/12/2031	EUR	-1 000 000	-1 000 000
FR9348FS6176	Issuance/BondCFSFRPP2 EMTN/0D/TAUX/30/12/2031	30/12/2031	EUR	-1 000 000	-1 000 000
FR9348FS6184	Issuance/BondEMTN CFSEISIP FR9348FS6184/0D/TAUX/16/07/2029	16/07/2029	EUR	-1 000 000	-1 000 000
FR9348FS6192	Issuance/BondEMTN CFSEISIP FR9348FS6192/0D/TAUX/16/07/2029	16/07/2029	EUR	-1 124 000	-1 124 000
FR9348FS6226	Issuance/BondEMTN CFSEISIP FR9348FS6226/0D/TAUX/16/07/2031	16/07/2031	EUR	-2 000 000	-2 000 000
FR9348FS6234	Issuance/BondEMTN CFSEISIP FR9348FS6234/0D/TAUX/20/07/2026	20/07/2026	EUR	-1 000 000	-1 000 000
FR9348FS6242	Issuance/BondEMTN CFSEISIP FR9348FS6242/0D/TAUX/20/07/2026	20/07/2026	EUR	-350 000	-350 000
FR9348FS6275	Issuance/BondEMTN CFSEISIP FR9348FS6275/0D/TAUX/20/07/2026	20/07/2026	EUR	-300 000	-300 000
FR9348FS6291	Issuance/BondEMTN CFSEISIP FR9348FS6291/0D/TAUX/21/07/2023	21/07/2023	EUR	-300 000	-300 000
FR9348FS6309	Issuance/BondEMTN CFSEISIP FR9348FS6309/0D/TAUX/21/07/2031	21/07/2031	EUR	-500 000	-500 000
FR9348FS6317	Issuance/BondEMTN CFSEISIP FR9348FS6317/0D/TAUX/23/07/2029	23/07/2029	EUR	-600 000	-600 000
FR9348FS6325	Issuance/BondEMTN CFSEISIP FR9348FS6325/0D/TAUX/22/07/2026	22/07/2026	EUR	-1 000 000	-1 000 000
FR9348FS6333	Issuance/BondEMTN CFSSOLIP FR9348FS6333/0D/TAUX/08/07/2033	08/07/2033	EUR	-500 000	-500 000
FR9348FS6341	Issuance/BondCFSFRPP2 EMTN/0D/TAUX/31/12/2031	31/12/2031	EUR	-500 000	-500 000
FR9348FS6358	Issuance/BondEMTN CFSEISIP FR9348FS6358/0D/TAUX/23/07/2029	23/07/2029	EUR	-300 000	-300 000
FR9348FS6366	Issuance/BondEMTN CFSEISIP FR9348FS6366/0D/TAUX/23/07/2026	23/07/2026	EUR	-300 000	-300 000
FR9348FS6382	Issuance/BondEMTN CFSEISIP FR9348FS6382/0D/TAUX/26/07/2024	26/07/2024	EUR	-300 000	-300 000
FR9348FS6390	Issuance/BondEMTN CFSEISIP FR9348FS6390/0D/TAUX/26/07/2024	26/07/2024	EUR	-300 000	-300 000
FR9348FS6408	Issuance/BondEMTN CFSEISIP FR9348FS6408/0D/TAUX/26/07/2029	26/07/2029	EUR	-600 000	-600 000
FR9348FS6416	Issuance/BondEMTN CFSEISIP FR9348FS6416/0D/TAUX/27/07/2026	27/07/2026	EUR	-300 000	-300 000
FR9348FS6440	Issuance/BondEMTN CFSEISIP FR9348FS6440/0D/TAUX/04/08/2025	04/08/2025	EUR	-300 000	-300 000
FR9348FS6457	Issuance/BondEMTN CFSEISIP FR9348FS6457/0D/TAUX/04/08/2031	04/08/2031	EUR	-2 000 000	-2 000 000
FR9348FS6473	Issuance/BondEMTN CFSEISIP FR9348FS6473/0D/TAUX/05/08/2027	05/08/2027	EUR	-500 000	-500 000
FR9348FS6499	Issuance/BondEMTN CFSEISIP FR9348FS6499/0D/TAUX/05/08/2025	05/08/2025	EUR	-350 000	-350 000
FR9348FS6515	Issuance/BondEMTN CFSEISIP FR9348FS6515/0D/TAUX/06/08/2031	06/08/2031	EUR	-3 000 000	-3 000 000
FR9348FS6523	Issuance/BondEMTN CFSEISIP FR9348FS6523/0D/TAUX/06/08/2026	06/08/2026	EUR	-2 000 000	-2 000 000
FR9348FS6531	Issuance/BondEMTN CFSEISIP FR9348FS6531/0D/TAUX/11/08/2031	11/08/2031	EUR	-3 000 000	-3 000 000
FR9348FS6549	Issuance/BondEMTN CFSEISIP FR9348FS6549/0D/TAUX/10/08/2026	10/08/2026	EUR	-3 300 000	-3 300 000
FR9348FS6556	Issuance/BondEMTN CFSEISIP FR9348FS6556/0D/TAUX/17/08/2026	17/08/2026	EUR	-1 000 000	-1 000 000
FR9348FS6564	Issuance/BondEMTN CFSEISIP FR9348FS6564/0D/TAUX/18/08/2026	18/08/2026	EUR	-300 000	-300 000
FR9348FS6572	Issuance/BondEMTN CFSEISIP FR9348FS6572/0D/TAUX/27/08/2029	27/08/2029	EUR	-350 000	-350 000
FR9348FS6580	Issuance/BondEMTN CFSEISIP FR9348FS6580/0D/TAUX/31/12/2025	31/12/2025	EUR	-9 617 000	-9 617 000
FR9348FS6598	Issuance/BondEMTN CFSEISIP FR9348FS6598/0D/TAUX/02/09/2031	02/09/2031	EUR	-3 000 000	-3 000 000
FR9348FS6606	Issuance/BondEMTN CFSEISIP FR9348FS6606/0D/TAUX/02/09/2031	02/09/2031	EUR	-2 000 000	-2 000 000
FR9348FS6622	Issuance/BondEMTN CFSEISIP FR9348FS6622/0D/TAUX/15/09/2028	15/09/2028	EUR	-1 100 000	-1 100 000
FR9348FS6630	Issuance/BondEMTN CFSEISIP FR9348FS6630/0D/TAUX/29/10/2026	29/10/2026	EUR	-700 000	-700 000
FR9348FS6648	Issuance/BondEMTN CFSEISIP FR9348FS6648/0D/TAUX/22/10/2027	22/10/2027	EUR	-1 320 000	-1 320 000
FR9348FS6655	Issuance/BondCFSFRPP2 EMTN/0D/TAUX/30/12/2031	30/12/2031	EUR	-900 000	-900 000
FR9348FS6663	Issuance/BondCFSFRPP2 EMTN/0D/TAUX/30/06/2031	30/06/2031	EUR	-1 750 000	-1 750 000
FR9348FS6671	Issuance/BondEMTN CFSSOLIP FR9348FS6671/0D/TAUX/30/08/2033	30/08/2033	EUR	-5 000 000	-5 000 000
FR9348FS6689	Issuance/BondCFSFRPP2 EMTN/0D/TAUX/30/12/2031	30/12/2031	EUR	-1 100 000	-1 100 000
FR9348FS6697	Issuance/BondEMTN CFSSOLIP FR9348FS6697/0D/TAUX/06/09/2033	06/09/2033	EUR	-5 000 000	-5 000 000
FR9348FS6705	Issuance/BondEMTN CFSSOLIP FR9348FS6705/0D/TAUX/11/08/2031	11/08/2031	EUR	-500 000	-500 000
FR9348FS6713	Issuance/BondCFSFRPP2 EMTN/0D/TAUX/30/06/2028	30/06/2028	EUR	-2 000 000	-2 000 000

CREDIT AGRICOLE CIB FINANCIAL SOLUTIONS
 Half yearly Financial Report for the period ended June, 30 2022

ISIN	Nickname	Maturity	CCY	Notionnel in currency	CVEUR in EUR
FR9348FS6721	Issuance/BondCFSFRPP2 EMTN/0D/TAUX/30/06/2028	30/06/2028	EUR	-2 000 000	-2 000 000
FR9348FS6747	Issuance/BondEMTN CFSEISIP FR9348FS6747/0D/TAUX/09/09/2026	09/09/2026	EUR	-1 335 000	-1 335 000
FR9348FS6754	Issuance/BondEMTN CFSEISIP FR9348FS6754/0D/TAUX/17/09/2027	17/09/2027	EUR	-900 000	-900 000
FR9348FS6762	Issuance/BondEMTN CFSEISIP FR9348FS6762/0D/TAUX/17/09/2031	17/09/2031	EUR	-500 000	-500 000
FR9348FS6770	Issuance/BondEMTN CFSEISIP FR9348FS6770/0D/TAUX/17/09/2031	17/09/2031	EUR	-500 000	-500 000
FR9348FS6788	Issuance/BondEMTN CFSEISIP FR9348FS6788/0D/TAUX/22/09/2031	22/09/2031	EUR	-2 000 000	-2 000 000
FR9348FS6796	Issuance/BondEMTN CFSEISIP FR9348FS6796/0D/TAUX/21/09/2029	21/09/2029	EUR	-1 570 000	-1 570 000
FR9348FS6804	Issuance/BondEMTN CFSEISIP FR9348FS6804/0D/TAUX/22/09/2026	22/09/2026	EUR	-300 000	-300 000
FR9348FS6820	Issuance/BondEMTN CFSEISIP FR9348FS6820/0D/TAUX/19/11/2029	19/11/2029	EUR	-19 528 000	-19 528 000
FR9348FS6846	Issuance/BondEMTN CFSEISIP FR9348FS6846/0D/TAUX/24/09/2027	24/09/2027	EUR	-270 000	-270 000
FR9348FS6853	Issuance/BondEMTN CFSEISIP FR9348FS6853/0D/TAUX/27/09/2029	27/09/2029	EUR	-400 000	-400 000
FR9348FS6879	Issuance/BondEMTN CFSEISIP FR9348FS6879/0D/TAUX/31/12/2026	31/12/2026	EUR	-9 523 000	-9 523 000
FR9348FS6887	Issuance/BondEMTN CFSEISIP FR9348FS6887/0D/TAUX/29/09/2031	29/09/2031	EUR	-2 000 000	-2 000 000
FR9348FS6895	Issuance/BondEMTN CFSEISIP FR9348FS6895/0D/TAUX/26/11/2031	26/11/2031	EUR	-9 028 000	-9 028 000
FR9348FS6903	Issuance/BondEMTN CFSEISIP FR9348FS6903/0D/TAUX/01/10/2029	01/10/2029	EUR	-950 000	-950 000
FR9348FS6911	Issuance/BondEMTN CFSEISIP FR9348FS6911/0D/TAUX/04/10/2028	04/10/2028	EUR	-1 000 000	-1 000 000
FR9348FS6929	Issuance/BondEMTN CFSEISIP FR9348FS6929/0D/TAUX/05/10/2026	05/10/2026	EUR	-500 000	-500 000
FR9348FS6937	Issuance/BondEMTN CFSEISIP FR9348FS6937/0D/TAUX/05/10/2026	05/10/2026	EUR	-900 000	-900 000
FR9348FS6945	Issuance/BondEMTN CFSSOLIP FR9348FS6945/0D/TAUX/13/09/2033	13/09/2033	EUR	-5 000 000	-5 000 000
FR9348FS6952	Issuance/BondCFSFRPP2 EMTN/0D/TAUX/30/12/2031	30/12/2031	EUR	-500 000	-500 000
FR9348FS6960	Issuance/BondEMTN CFSSOLIP FR9348FS6960/0D/TAUX/20/09/2033	20/09/2033	EUR	-5 000 000	-5 000 000
FR9348FS6978	Issuance/BondEMTN CFSSOLIP FR9348FS6978/0D/TAUX/27/09/2033	27/09/2033	EUR	-5 000 000	-5 000 000
FR9348FS6986	Issuance/BondCFSFRPP2 EMTN/0D/TAUX/30/12/2031	30/12/2031	EUR	-4 000 000	-4 000 000
FR9348FS6994	Issuance/BondCFSFRPP2 EMTN/0D/TAUX/30/12/2031	30/12/2031	EUR	-500 000	-500 000
FR9348FS7000	Issuance/BondEMTN CFSEISIP FR9348FS7000/0D/TAUX/28/01/2027	28/01/2027	EUR	-20 917 000	-20 917 000
FR9348FS7018	Issuance/BondEMTN CFSEISIP FR9348FS7018/0D/TAUX/06/07/2022	06/07/2022	EUR	-600 000	-600 000
FR9348FS7026	Issuance/BondEMTN CFSEISIP FR9348FS7026/0D/TAUX/06/10/2026	06/10/2026	EUR	-600 000	-600 000
FR9348FS7034	Issuance/BondEMTN CFSEISIP FR9348FS7034/0D/TAUX/30/09/2026	30/09/2026	EUR	-600 000	-600 000
FR9348FS7042	Issuance/BondEMTN CFSEISIP FR9348FS7042/0D/TAUX/30/09/2026	30/09/2026	EUR	-675 000	-675 000
FR9348FS7059	Issuance/BondEMTN CFSEISIP FR9348FS7059/0D/TAUX/08/10/2029	08/10/2029	EUR	-300 000	-300 000
FR9348FS7067	Issuance/BondEMTN CFSEISIP FR9348FS7067/0D/TAUX/07/10/2027	07/10/2027	EUR	-3 000 000	-3 000 000
FR9348FS7083	Issuance/BondEMTN CFSEISIP FR9348FS7083/0D/TAUX/07/10/2026	07/10/2026	EUR	-400 000	-400 000
FR9348FS7091	Issuance/BondEMTN CFSEISIP FR9348FS7091/0D/TAUX/11/10/2029	11/10/2029	EUR	-300 000	-300 000
FR9348FS7109	Issuance/BondEMTN CFSEISIP FR9348FS7109/0D/TAUX/12/10/2026	12/10/2026	EUR	-300 000	-300 000
FR9348FS7117	Issuance/BondEMTN CFSEISIP FR9348FS7117/0D/TAUX/13/10/2031	13/10/2031	EUR	-3 000 000	-3 000 000
FR9348FS7133	Issuance/BondEMTN CFSEISIP FR9348FS7133/0D/TAUX/07/10/2026	07/10/2026	EUR	-800 000	-800 000
FR9348FS7141	Issuance/BondEMTN CFSEISIP FR9348FS7141/0D/TAUX/15/10/2026	15/10/2026	EUR	-3 230 000	-3 230 000
FR9348FS7158	Issuance/BondEMTN CFSEISIP FR9348FS7158/0D/TAUX/15/10/2026	15/10/2026	EUR	-320 000	-320 000
FR9348FS7166	Issuance/BondEMTN CFSEISIP FR9348FS7166/0D/TAUX/08/10/2026	08/10/2026	EUR	-850 000	-850 000
FR9348FS7174	Issuance/BondEMTN CFSEISIP FR9348FS7174/0D/TAUX/08/10/2026	08/10/2026	EUR	-650 000	-650 000
FR9348FS7182	Issuance/BondEMTN CFSEISIP FR9348FS7182/0D/TAUX/19/10/2026	19/10/2026	EUR	-300 000	-300 000
FR9348FS7190	Issuance/BondEMTN CFSEISIP FR9348FS7190/0D/TAUX/19/10/2026	19/10/2026	EUR	-300 000	-300 000
FR9348FS7208	Issuance/BondCFSFRPP2 EMTN/0D/TAUX/30/12/2031	30/12/2031	EUR	-1 000 000	-1 000 000
FR9348FS7216	Issuance/BondCFSFRPP2 EMTN/0D/TAUX/30/12/2031	30/12/2031	EUR	-1 000 000	-1 000 000
FR9348FS7224	Issuance/BondEMTN CFSEISIP FR9348FS7224/0D/TAUX/20/10/2031	20/10/2031	EUR	-600 000	-600 000
FR9348FS7232	Issuance/BondEMTN CFSEISIP FR9348FS7232/0D/TAUX/20/10/2022	20/10/2022	EUR	-600 000	-600 000
FR9348FS7240	Issuance/BondEMTN CFSEISIP FR9348FS7240/0D/TAUX/19/11/2029	19/11/2029	EUR	-8 357 000	-8 357 000
FR9348FS7257	Issuance/BondEMTN CFSEISIP FR9348FS7257/0D/TAUX/19/11/2029	19/11/2029	EUR	-6 390 000	-6 390 000
FR9348FS7265	Issuance/BondEMTN CFSEISIP FR9348FS7265/0D/TAUX/13/10/2027	13/10/2027	EUR	-2 800 000	-2 800 000
FR9348FS7273	Issuance/BondEMTN CFSEISIP FR9348FS7273/0D/TAUX/13/10/2027	13/10/2027	EUR	-2 800 000	-2 800 000
FR9348FS7281	Issuance/BondEMTN CFSEISIP FR9348FS7281/0D/TAUX/20/10/2027	20/10/2027	EUR	-300 000	-300 000
FR9348FS7307	Issuance/BondEMTN CFSEISIP FR9348FS7307/0D/TAUX/27/10/2031	27/10/2031	EUR	-500 000	-500 000
FR9348FS7315	Issuance/BondEMTN CFSEISIP FR9348FS7315/0D/TAUX/27/10/2031	27/10/2031	EUR	-500 000	-500 000
FR9348FS7323	Issuance/BondEMTN CFSEISIP FR9348FS7323/0D/TAUX/19/10/2027	19/10/2027	EUR	-5 500 000	-5 500 000
FR9348FS7331	Issuance/BondEMTN CFSEISIP FR9348FS7331/0D/TAUX/28/10/2026	28/10/2026	EUR	-700 000	-700 000
FR9348FS7349	Issuance/BondEMTN CFSEISIP FR9348FS7349/0D/TAUX/29/10/2025	29/10/2025	EUR	-1 000 000	-1 000 000
FR9348FS7356	Issuance/BondEMTN CFSEISIP FR9348FS7356/0D/TAUX/29/10/2026	29/10/2026	EUR	-500 000	-500 000
FR9348FS7364	Issuance/BondEMTN CFSEISIP FR9348FS7364/0D/TAUX/03/11/2031	03/11/2031	EUR	-1 100 000	-1 100 000
FR9348FS7372	Issuance/BondCFSFRPP2 EMTN/0D/TAUX/30/12/2031	30/12/2031	EUR	-1 500 000	-1 500 000
FR9348FS7380	Issuance/BondCFSFRPP2 EMTN/0D/TAUX/30/12/2031	30/12/2031	EUR	-2 000 000	-2 000 000
FR9348FS7398	Issuance/BondCFSFRPP2 EMTN/0D/TAUX/25/10/2031	25/10/2031	EUR	-500 000	-500 000
FR9348FS7406	Issuance/BondEMTN CFSEISIP FR9348FS7406/0D/TAUX/29/10/2026	29/10/2026	EUR	-300 000	-300 000
FR9348FS7414	Issuance/BondEMTN CFSEISIP FR9348FS7414/0D/TAUX/29/10/2027	29/10/2027	EUR	-5 500 000	-5 500 000
FR9348FS7422	Issuance/BondEMTN CFSEISIP FR9348FS7422/0D/TAUX/09/11/2026	09/11/2026	EUR	-1 000 000	-1 000 000
FR9348FS7430	Issuance/BondEMTN CFSEISIP FR9348FS7430/0D/TAUX/09/11/2026	09/11/2026	EUR	-4 000 000	-4 000 000
FR9348FS7455	Issuance/BondEMTN CFSEISIP FR9348FS7455/0D/TAUX/12/11/2029	12/11/2029	EUR	-1 200 000	-1 200 000
FR9348FS7463	Issuance/BondEMTN CFSEISIP FR9348FS7463/0D/TAUX/10/11/2026	10/11/2026	EUR	-541 000	-541 000
FR9348FS7471	Issuance/BondEMTN CFSEISIP FR9348FS7471/0D/TAUX/05/11/2026	05/11/2026	EUR	-1 050 000	-1 050 000
FR9348FS7489	Issuance/BondEMTN CFSEISIP FR9348FS7489/0D/TAUX/05/11/2026	05/11/2026	EUR	-770 000	-770 000
FR9348FS7497	Issuance/BondEMTN CFSEISIP FR9348FS7497/0D/TAUX/16/11/2027	16/11/2027	EUR	-300 000	-300 000
FR9348FS7505	Issuance/BondEMTN CFSEISIP FR9348FS7505/0D/TAUX/08/12/2026	08/12/2026	EUR	-600 000	-600 000
FR9348FS7513	Issuance/BondEMTN CFSEISIP FR9348FS7513/0D/TAUX/17/12/2027	17/12/2027	EUR	-600 000	-600 000
FR9348FS7521	Issuance/BondEMTN CFSEISIP FR9348FS7521/0D/TAUX/20/12/2027	20/12/2027	EUR	-300 000	-300 000
FR9348FS7539	Issuance/BondEMTN CFSEISIP FR9348FS7539/0D/TAUX/15/12/2026	15/12/2026	EUR	-3 500 000	-3 500 000
FR9348FS7547	Issuance/BondEMTN CFSEISIP FR9348FS7547/0D/TAUX/28/12/2026	28/12/2026	EUR	-850 000	-850 000

CREDIT AGRICOLE CIB FINANCIAL SOLUTIONS
Half yearly Financial Report for the period ended June, 30 2022

ISIN	Nickname	Maturity	CCY	Notionnel in currency	CVEUR in EUR
FR9348FS7554	Issuance/BondEMTN CFSEISIP FR9348FS7554/0D/TAUX/21/12/2026	21/12/2026	EUR	-5 584 000	-5 584 000
FR9348FS7562	Issuance/BondEMTN CFSEISIP FR9348FS7562/0D/TAUX/31/12/2029	31/12/2029	EUR	-515 000	-515 000
FR9348FS7570	Issuance/BondEMTN CFSEISIP FR9348FS7570/0D/TAUX/31/12/2029	31/12/2029	EUR	-515 000	-515 000
FR9348FS7588	Issuance/BondEMTN CFSEISIP FR9348FS7588/0D/TAUX/30/12/2026	30/12/2026	EUR	-875 000	-875 000
FR9348FS7596	Issuance/BondEMTN CFSEISIP FR9348FS7596/0D/TAUX/24/12/2026	24/12/2026	EUR	-825 000	-825 000
FR9348FS7604	Issuance/BondEMTN CFSEISIP FR9348FS7604/0D/TAUX/04/01/2027	04/01/2027	EUR	-1 000 000	-1 000 000
FR9348FS7612	Issuance/BondEMTN CFSEISIP FR9348FS7612/0D/TAUX/04/01/2027	04/01/2027	EUR	-310 000	-310 000
FR9348FS7620	Issuance/BondEMTN CFSEISIP FR9348FS7620/0D/TAUX/29/12/2026	29/12/2026	EUR	-5 300 000	-5 300 000
FR9348FS7638	Issuance/BondEMTN CFSEISIP FR9348FS7638/0D/TAUX/31/12/2026	31/12/2026	EUR	-30 000 000	-30 000 000
FR9348FS7646	Issuance/BondEMTN CFSEISIP FR9348FS7646/0D/TAUX/18/02/2030	18/02/2030	EUR	-8 160 000	-8 160 000
FR9348FS7653	Issuance/BondEMTN CFSEISIP FR9348FS7653/0D/TAUX/18/02/2030	18/02/2030	EUR	-22 381 000	-22 381 000
FR9348FS7661	Issuance/BondEMTN CFSEISIP FR9348FS7661/0D/TAUX/11/01/2027	11/01/2027	EUR	-13 125 000	-13 125 000
FR9348FS7679	Issuance/BondCFSFRPP2 EMTN/0D/TAUX/07/12/2028	07/12/2028	EUR	-500 000	-500 000
FR9348FS7695	Issuance/BondEMTN CFSEISIP FR9348FS7695/0D/TAUX/10/12/2029	10/12/2029	EUR	-500 000	-500 000
FR9348FS7703	Issuance/BondCFSFRPP2 EMTN/0D/TAUX/20/12/2023	20/12/2023	EUR	-800 000	-800 000
FR9348FS7711	Issuance/BondCFSFRPP2 EMTN/0D/TAUX/20/12/2026	20/12/2026	EUR	-5 000 000	-5 000 000
FR9348FS7729	Issuance/BondEMTN CFSEISIP FR9348FS7729/0D/TAUX/23/12/2031	23/12/2031	EUR	-500 000	-500 000
FR9348FS7737	Issuance/BondEMTN CFSSOLIP FR9348FS7737/0D/TAUX/22/12/2031	22/12/2031	EUR	-500 000	-500 000
FR9348FS7752	Issuance/BondCFSFRPP2 EMTN/0D/TAUX/30/12/2029	30/12/2029	EUR	-750 000	-750 000
FR9348FS7760	Issuance/BondCFSFRPP2 EMTN/0D/TAUX/22/11/2027	22/11/2027	EUR	-500 000	-500 000
FR9348FS7778	Issuance/BondEMTN CFSSOLIP FR9348FS7778/0D/TAUX/29/12/2031	29/12/2031	EUR	-4 500 000	-4 500 000
FR9348FS7786	Issuance/BondEMTN CFSSOLIP FR9348FS7786/0D/TAUX/29/12/2031	29/12/2031	EUR	-2 300 000	-2 300 000
FR9348FS7794	Issuance/BondEMTN CFSEISIP FR9348FS7794/0D/TAUX/22/02/2027	22/02/2027	EUR	-1 855 000	-1 855 000
FR9348FS7802	Issuance/BondEMTN CFSEISIP FR9348FS7802/0D/TAUX/22/02/2027	22/02/2027	EUR	-800 000	-800 000
FR9348FS7810	Issuance/BondEMTN CFSEISIP FR9348FS7810/0D/TAUX/20/01/2027	20/01/2027	EUR	-400 000	-400 000
FR9348FS7828	Issuance/BondEMTN CFSEISIP FR9348FS7828/0D/TAUX/21/01/2027	21/01/2027	EUR	-500 000	-500 000
FR9348FS7836	Issuance/BondEMTN CFSEISIP FR9348FS7836/0D/TAUX/18/01/2027	18/01/2027	EUR	-1 340 000	-1 340 000
FR9348FS7844	Issuance/BondEMTN CFSEISIP FR9348FS7844/0D/TAUX/24/01/2023	24/01/2023	EUR	-1 000 000	-1 000 000
FR9348FS7851	Issuance/BondEMTN CFSEISIP FR9348FS7851/0D/TAUX/27/01/2025	27/01/2025	EUR	-1 000 000	-1 000 000
FR9348FS7869	Issuance/BondEMTN CFSEISIP FR9348FS7869/0D/TAUX/19/01/2027	19/01/2027	EUR	-3 500 000	-3 500 000
FR9348FS7885	Issuance/BondEMTN CFSEISIP FR9348FS7885/0D/TAUX/27/01/2025	27/01/2025	EUR	-300 000	-300 000
FR9348FS7893	Issuance/BondEMTN CFSEISIP FR9348FS7893/0D/TAUX/28/01/2030	28/01/2030	EUR	-300 000	-300 000
FR9348FS7901	Issuance/BondEMTN CFSEISIP FR9348FS7901/0D/TAUX/28/01/2027	28/01/2027	EUR	-300 000	-300 000
FR9348FS7919	Issuance/BondEMTN CFSEISIP FR9348FS7919/0D/TAUX/28/01/2030	28/01/2030	EUR	-380 000	-380 000
FR9348FS7927	Issuance/BondEMTN CFSEISIP FR9348FS7927/0D/TAUX/26/01/2027	26/01/2027	EUR	-1 950 000	-1 950 000
FR9348FS7935	Issuance/BondEMTN CFSEISIP FR9348FS7935/0D/TAUX/27/01/2027	27/01/2027	EUR	-1 055 000	-1 055 000
FR9348FS7943	Issuance/BondEMTN CFSEISIP FR9348FS7943/0D/TAUX/27/01/2028	27/01/2028	EUR	-800 000	-800 000
FR9348FS7950	Issuance/BondEMTN CFSEISIP FR9348FS7950/0D/TAUX/28/01/2027	28/01/2027	EUR	-650 000	-650 000
FR9348FS7968	Issuance/BondEMTN CFSEISIP FR9348FS7968/0D/TAUX/10/02/2025	10/02/2025	EUR	-300 000	-300 000
FR9348FS7976	Issuance/BondEMTN CFSEISIP FR9348FS7976/0D/TAUX/09/02/2028	09/02/2028	EUR	-300 000	-300 000
FR9348FS7984	Issuance/BondEMTN CFSEISIP FR9348FS7984/0D/TAUX/09/02/2027	09/02/2027	EUR	-500 000	-500 000
FR9348FS7992	Issuance/BondCFSFRPP2 EMTN/0D/TAUX/30/12/2031	30/12/2031	EUR	-500 000	-500 000
FR9348FS8008	Issuance/BondCFSFRPP2 EMTN/0D/TAUX/30/12/2031	30/12/2031	EUR	-1 000 000	-1 000 000
FR9348FS8016	Issuance/BondEMTN CFSSOLIP FR9348FS8016/0D/TAUX/05/01/2027	05/01/2027	EUR	-30 000 000	-30 000 000
FR9348FS8024	Issuance/BondCFSFRPP2 EMTN/0D/TAUX/31/12/2031	31/12/2031	EUR	-500 000	-500 000
FR9348FS8032	Issuance/BondCFSFRPP2 EMTN/0D/TAUX/30/12/2031	30/12/2031	EUR	-500 000	-500 000
FR9348FS8040	Issuance/BondCFSFRPP2 EMTN/0D/TAUX/20/01/2032	20/01/2032	EUR	-500 000	-500 000
FR9348FS8057	Issuance/BondCFSFRPP2 EMTN/0D/TAUX/20/01/2032	20/01/2032	EUR	-500 000	-500 000
FR9348FS8065	Issuance/BondEMTN CFSEISIP FR9348FS8065/0D/TAUX/18/05/2032	18/05/2032	EUR	-9 886 000	-9 886 000
FR9348FS8073	Issuance/BondEMTN CFSEISIP FR9348FS8073/0D/TAUX/11/02/2030	11/02/2030	EUR	-1 000 000	-1 000 000
FR9348FS8081	Issuance/BondEMTN CFSEISIP FR9348FS8081/0D/TAUX/18/02/2030	18/02/2030	EUR	-1 000 000	-1 000 000
FR9348FS8099	Issuance/BondEMTN CFSEISIP FR9348FS8099/0D/TAUX/10/02/2027	10/02/2027	EUR	-600 000	-600 000
FR9348FS8107	Issuance/BondEMTN CFSEISIP FR9348FS8107/0D/TAUX/10/02/2027	10/02/2027	EUR	-600 000	-600 000
FR9348FS8115	Issuance/BondEMTN CFSEISIP FR9348FS8115/0D/TAUX/15/04/2027	15/04/2027	EUR	-30 000 000	-30 000 000
FR9348FS8123	Issuance/BondEMTN CFSEISIP FR9348FS8123/0D/TAUX/18/02/2030	18/02/2030	EUR	-300 000	-300 000
FR9348FS8131	Issuance/BondEMTN CFSEISIP FR9348FS8131/0D/TAUX/18/02/2030	18/02/2030	EUR	-320 000	-320 000
FR9348FS8149	Issuance/BondEMTN CFSEISIP FR9348FS8149/0D/TAUX/18/02/2026	18/02/2026	EUR	-1 200 000	-1 200 000
FR9348FS8156	Issuance/BondEMTN CFSEISIP FR9348FS8156/0D/TAUX/18/02/2026	18/02/2026	EUR	-1 000 000	-1 000 000
FR9348FS8164	Issuance/BondEMTN CFSEISIP FR9348FS8164/0D/TAUX/21/02/2030	21/02/2030	EUR	-1 000 000	-1 000 000
FR9348FS8180	Issuance/BondEMTN CFSEISIP FR9348FS8180/0D/TAUX/25/02/2030	25/02/2030	EUR	-2 000 000	-2 000 000
FR9348FS8198	Issuance/BondEMTN CFSEISIP FR9348FS8198/0D/TAUX/24/02/2027	24/02/2027	EUR	-700 000	-700 000
FR9348FS8206	Issuance/BondEMTN CFSEISIP FR9348FS8206/0D/TAUX/24/02/2027	24/02/2027	EUR	-700 000	-700 000
FR9348FS8214	Issuance/BondEMTN CFSEISIP FR9348FS8214/0D/TAUX/25/02/2025	25/02/2025	EUR	-300 000	-300 000
FR9348FS8222	Issuance/BondEMTN CFSEISIP FR9348FS8222/0D/TAUX/25/02/2027	25/02/2027	EUR	-300 000	-300 000
FR9348FS8230	Issuance/BondEMTN CFSEISIP FR9348FS8230/0D/TAUX/18/02/2027	18/02/2027	EUR	-650 000	-650 000
FR9348FS8248	Issuance/BondEMTN CFSEISIP FR9348FS8248/0D/TAUX/18/02/2027	18/02/2027	EUR	-1 100 000	-1 100 000
FR9348FS8255	Issuance/BondEMTN CFSEISIP FR9348FS8255/0D/TAUX/01/03/2027	01/03/2027	EUR	-300 000	-300 000
FR9348FS8263	Issuance/BondEMTN CFSSOLIP FR9348FS8263/0D/TAUX/05/02/2029	05/02/2029	EUR	-1 000 000	-1 000 000
FR9348FS8271	Issuance/BondCFSFRPP2 EMTN/0D/TAUX/30/12/2031	30/12/2031	EUR	-1 000 000	-1 000 000
FR9348FS8289	Issuance/BondCFSFRPP2 EMTN/0D/TAUX/30/12/2026	30/12/2026	EUR	-800 000	-800 000
FR9348FS8297	Issuance/BondEMTN CFSEISIP FR9348FS8297/0D/TAUX/03/03/2026	03/03/2026	EUR	-300 000	-300 000
FR9348FS8305	Issuance/BondEMTN CFSEISIP FR9348FS8305/0D/TAUX/02/03/2026	02/03/2026	EUR	-300 000	-300 000
FR9348FS8313	Issuance/BondEMTN CFSEISIP FR9348FS8313/0D/TAUX/01/03/2027	01/03/2027	EUR	-300 000	-300 000
FR9348FS8321	Issuance/BondEMTN CFSEISIP FR9348FS8321/0D/TAUX/02/03/2027	02/03/2027	EUR	-500 000	-500 000
FR9348FS8347	Issuance/BondEMTN CFSEISIP FR9348FS8347/0D/TAUX/03/03/2027	03/03/2027	EUR	-500 000	-500 000

CREDIT AGRICOLE CIB FINANCIAL SOLUTIONS
 Half yearly Financial Report for the period ended June, 30 2022

ISIN	Nickname	Maturity	CCY	Notionnel in currency	CVEUR in EUR
FR9348FS8354	Issuance/BondEMTN CFSEISIP FR9348FS8354/0D/TAUX/04/03/2027	04/03/2027	EUR	-300 000	-300 000
FR9348FS8362	Issuance/BondEMTN CFSEISIP FR9348FS8362/0D/TAUX/07/03/2025	07/03/2025	EUR	-400 000	-400 000
FR9348FS8370	Issuance/BondEMTN CFSEISIP FR9348FS8370/0D/TAUX/08/03/2032	08/03/2032	EUR	-325 000	-325 000
FR9348FS8396	Issuance/BondCFSFRPP2 EMTN/0D/TAUX/30/06/2027	30/06/2027	EUR	-500 000	-500 000
FR9348FS8404	Issuance/BondCFSFRPP2 EMTN/0D/TAUX/30/06/2030	30/06/2030	EUR	-500 000	-500 000
FR9348FS8412	Issuance/BondCFSFRPP2 EMTN/0D/TAUX/05/03/2029	05/03/2029	EUR	-500 000	-500 000
FR9348FS8420	Issuance/BondEMTN CFSEISIP FR9348FS8420/0D/TAUX/03/03/2028	03/03/2028	EUR	-1 000 000	-1 000 000
FR9348FS8446	Issuance/BondEMTN CFSEISIP FR9348FS8446/0D/TAUX/08/03/2030	08/03/2030	EUR	-300 000	-300 000
FR9348FS8453	Issuance/BondEMTN CFSEISIP FR9348FS8453/0D/TAUX/09/03/2027	09/03/2027	EUR	-400 000	-400 000
FR9348FS8461	Issuance/BondEMTN CFSEISIP FR9348FS8461/0D/TAUX/09/03/2027	09/03/2027	EUR	-300 000	-300 000
FR9348FS8479	Issuance/BondEMTN CFSSOLIP FR9348FS8479/0D/TAUX/03/03/2037	03/03/2037	EUR	-7 200 000	-7 200 000
FR9348FS8487	Issuance/BondCFSFRPP2 EMTN/0D/TAUX/08/03/2032	08/03/2032	EUR	-500 000	-500 000
FR9348FS8495	Issuance/BondEMTN CFSEISIP FR9348FS8495/0D/TAUX/11/03/2030	11/03/2030	EUR	-300 000	-300 000
FR9348FS8503	Issuance/BondEMTN CFSEISIP FR9348FS8503/0D/TAUX/10/03/2027	10/03/2027	EUR	-300 000	-300 000
FR9348FS8511	Issuance/BondEMTN CFSEISIP FR9348FS8511/0D/TAUX/10/03/2027	10/03/2027	EUR	-300 000	-300 000
FR9348FS8529	Issuance/BondEMTN CFSEISIP FR9348FS8529/0D/TAUX/11/03/2027	11/03/2027	EUR	-500 000	-500 000
FR9348FS8537	Issuance/BondEMTN CFSEISIP FR9348FS8537/0D/TAUX/08/03/2027	08/03/2027	EUR	-750 000	-750 000
FR9348FS8560	Issuance/BondEMTN CFSEISIP FR9348FS8560/0D/TAUX/16/03/2027	16/03/2027	EUR	-1 100 000	-1 100 000
FR9348FS8578	Issuance/BondCFSFRPP2 EMTN/0D/TAUX/30/12/2026	20/12/2026	EUR	-5 000 000	-5 000 000
FR9348FS8586	Issuance/BondEMTN CFSEISIP FR9348FS8586/0D/TAUX/18/03/2030	18/03/2030	EUR	-300 000	-300 000
FR9348FS8594	Issuance/BondEMTN CFSEISIP FR9348FS8594/0D/TAUX/17/03/2027	17/03/2027	EUR	-1 500 000	-1 500 000
FR9348FS8602	Issuance/BondEMTN CFSEISIP FR9348FS8602/0D/TAUX/18/03/2027	18/03/2027	EUR	-1 500 000	-1 500 000
FR9348FS8610	Issuance/BondEMTN CFSEISIP FR9348FS8610/0D/TAUX/17/03/2027	17/03/2027	EUR	-500 000	-500 000
FR9348FS8628	Issuance/BondEMTN CFSEISIP FR9348FS8628/0D/TAUX/18/03/2027	18/03/2027	EUR	-300 000	-300 000
FR9348FS8636	Issuance/BondEMTN CFSEISIP FR9348FS8636/0D/TAUX/11/03/2027	11/03/2027	EUR	-300 000	-300 000
FR9348FS8644	Issuance/BondEMTN CFSEISIP FR9348FS8644/0D/TAUX/18/03/2027	18/03/2027	EUR	-500 000	-500 000
FR9348FS8651	Issuance/BondEMTN CFSEISIP FR9348FS8651/0D/TAUX/22/04/2027	22/04/2027	EUR	-1 450 000	-1 450 000
FR9348FS8669	Issuance/BondEMTN CFSEISIP FR9348FS8669/0D/TAUX/27/05/2027	27/05/2027	EUR	-500 000	-500 000
FR9348FS8677	Issuance/BondCFSFRPP2 EMTN/0D/TAUX/28/04/2032	28/04/2032	EUR	-15 000 000	-15 000 000
FR9348FS8685	Issuance/BondEMTN CFSEISIP FR9348FS8685/0D/TAUX/04/05/2027	04/05/2027	EUR	-500 000	-500 000
FR9348FS8693	Issuance/BondEMTN CFSEISIP FR9348FS8693/0D/TAUX/29/07/2027	29/07/2027	EUR	-300 000	-300 000
FR9348FS8701	Issuance/BondEMTN CFSEISIP FR9348FS8701/0D/TAUX/22/03/2030	22/03/2030	EUR	-350 000	-350 000
FR9348FS8719	Issuance/BondEMTN CFSEISIP FR9348FS8719/0D/TAUX/22/03/2030	22/03/2030	EUR	-350 000	-350 000
FR9348FS8727	Issuance/BondEMTN CFSEISIP FR9348FS8727/0D/TAUX/15/03/2027	15/03/2027	EUR	-880 000	-880 000
FR9348FS8735	Issuance/BondEMTN CFSEISIP FR9348FS8735/0D/TAUX/22/03/2027	22/03/2027	EUR	-400 000	-400 000
FR9348FS8743	Issuance/BondEMTN CFSEISIP FR9348FS8743/0D/TAUX/24/03/2027	24/03/2027	EUR	-600 000	-600 000
FR9348FS8750	Issuance/BondEMTN CFSEISIP FR9348FS8750/0D/TAUX/17/03/2027	17/03/2027	EUR	-650 000	-650 000
FR9348FS8768	Issuance/BondEMTN CFSEISIP FR9348FS8768/0D/TAUX/25/03/2025	25/03/2025	EUR	-300 000	-300 000
FR9348FS8776	Issuance/BondEMTN CFSEISIP FR9348FS8776/0D/TAUX/25/03/2027	25/03/2027	EUR	-400 000	-400 000
FR9348FS8784	Issuance/BondEMTN CFSEISIP FR9348FS8784/0D/TAUX/30/03/2027	30/03/2027	EUR	-600 000	-600 000
FR9348FS8792	Issuance/BondEMTN CFSEISIP FR9348FS8792/0D/TAUX/30/03/2027	30/03/2027	EUR	-600 000	-600 000
FR9348FS8826	Issuance/BondEMTN CFSEISIP FR9348FS8826/0D/TAUX/27/06/2024	27/06/2024	EUR	-1 000 000	-1 000 000
FR9348FS8909	Issuance/BondCFSFRPP2 EMTN/0D/TAUX/30/06/2029	30/06/2029	EUR	-2 000 000	-2 000 000
FR9348FS8917	Issuance/BondEMTN CFSSOLIP FR9348FS8917/0D/TAUX/30/03/2027	30/03/2027	EUR	-5 340 000	-5 340 000
FR9348FS8925	Issuance/BondEMTN CFSSOLIP FR9348FS8925/0D/TAUX/30/03/2027	30/03/2027	EUR	-5 350 000	-5 350 000
FR9348FS8933	Issuance/BondCFSFRPP2 EMTN/0D/TAUX/30/06/2032	30/06/2032	EUR	-500 000	-500 000
FR9348FS8941	Issuance/BondEMTN CFSSOLIP FR9348FS8941/0D/TAUX/23/03/2027	23/03/2027	EUR	-1 000 000	-1 000 000
FR9348FS8958	Issuance/BondEMTN CFSEISIP FR9348FS8958/0D/TAUX/01/04/2027	01/04/2027	EUR	-350 000	-350 000
FR9348FS8966	Issuance/BondEMTN CFSEISIP FR9348FS8966/0D/TAUX/04/04/2030	04/04/2030	EUR	-1 475 000	-1 475 000
FR9348FS8974	Issuance/BondEMTN CFSEISIP FR9348FS8974/0D/TAUX/30/03/2027	30/03/2027	EUR	-850 000	-850 000
FR9348FS8982	Issuance/BondEMTN CFSEISIP FR9348FS8982/0D/TAUX/30/03/2027	30/03/2027	EUR	-600 000	-600 000
FR9348FS8990	Issuance/BondEMTN CFSEISIP FR9348FS8990/0D/TAUX/07/04/2027	07/04/2027	EUR	-600 000	-600 000
FR9348FS9006	Issuance/BondEMTN CFSEISIP FR9348FS9006/0D/TAUX/09/04/2027	09/04/2027	EUR	-400 000	-400 000
FR9348FS9014	Issuance/BondEMTN CFSEISIP FR9348FS9014/0D/TAUX/09/04/2027	09/04/2027	EUR	-1 000 000	-1 000 000
FR9348FS9022	Issuance/BondEMTN CFSEISIP FR9348FS9022/0D/TAUX/12/04/2030	12/04/2030	EUR	-2 500 000	-2 500 000
FR9348FS9030	Issuance/BondEMTN CFSEISIP FR9348FS9030/0D/TAUX/08/04/2027	08/04/2027	EUR	-2 000 000	-2 000 000
FR9348FS9048	Issuance/BondEMTN CFSEISIP FR9348FS9048/0D/TAUX/31/12/2026	31/12/2026	EUR	-30 000 000	-30 000 000
FR9348FS9063	Issuance/BondCFSFRPP2 EMTN/0D/TAUX/11/04/2032	11/04/2032	EUR	-700 000	-700 000
FR9348FS9071	Issuance/BondEMTN CFSSOLIP FR9348FS9071/0D/TAUX/19/04/2032	19/04/2032	EUR	-3 000 000	-3 000 000
FR9348FS9089	Issuance/BondEMTN CFSEISIP FR9348FS9089/0D/TAUX/12/04/2030	12/04/2030	EUR	-1 000 000	-1 000 000
FR9348FS9097	Issuance/BondEMTN CFSEISIP FR9348FS9097/0D/TAUX/01/04/2027	01/04/2027	EUR	-600 000	-600 000
FR9348FS9105	Issuance/BondEMTN CFSEISIP FR9348FS9105/0D/TAUX/31/12/2099	11/04/2025	EUR	-1 000 000	-1 000 000
FR9348FS9113	Issuance/BondEMTN CFSEISIP FR9348FS9113/0D/TAUX/31/12/2099	11/04/2025	EUR	-1 000 000	-1 000 000
FR9348FS9121	Issuance/BondEMTN CFSEISIP FR9348FS9121/0D/TAUX/31/12/2099	11/04/2025	EUR	-550 000	-550 000
FR9348FS9139	Issuance/BondEMTN CFSEISIP FR9348FS9139/0D/TAUX/31/12/2099	14/04/2025	EUR	-300 000	-300 000
FR9348FS9147	Issuance/BondEMTN CFSEISIP FR9348FS9147/0D/TAUX/31/12/2099	13/04/2027	EUR	-300 000	-300 000
FR9348FS9154	Issuance/BondEMTN CFSEISIP FR9348FS9154/0D/TAUX/13/04/2027	13/04/2027	EUR	-500 000	-500 000
FR9348FS9162	Issuance/BondEMTN CFSEISIP FR9348FS9162/0D/TAUX/15/04/2030	15/04/2030	EUR	-1 000 000	-1 000 000
FR9348FS9188	Issuance/BondEMTN CFSEISIP FR9348FS9188/0D/TAUX/15/04/2030	15/04/2030	EUR	-300 000	-300 000
FR9348FS9196	Issuance/BondEMTN CFSEISIP FR9348FS9196/0D/TAUX/14/04/2025	14/04/2025	EUR	-500 000	-500 000
FR9348FS9204	Issuance/BondEMTN CFSEISIP FR9348FS9204/0D/TAUX/14/04/2025	14/04/2025	EUR	-500 000	-500 000
FR9348FS9212	Issuance/BondEMTN CFSEISIP FR9348FS9212/0D/TAUX/14/04/2025	14/04/2025	EUR	-1 000 000	-1 000 000
FR9348FS9238	Issuance/BondEMTN CFSEISIP FR9348FS9238/0D/TAUX/19/04/2027	19/04/2027	EUR	-675 000	-675 000
FR9348FS9246	Issuance/BondEMTN CFSEISIP FR9348FS9246/0D/TAUX/17/06/2027	17/06/2027	EUR	-30 000 000	-30 000 000
FR9348FS9253	Issuance/BondEMTN CFSEISIP FR9348FS9253/0D/TAUX/20/04/2027	20/04/2027	EUR	-1 000 000	-1 000 000

CREDIT AGRICOLE CIB FINANCIAL SOLUTIONS
Half yearly Financial Report for the period ended June, 30 2022

ISIN	Nickname	Maturity	CCY	Notionnel in currency	CVEUR in EUR
FR9348FS9261	Issuance/BondEMTN CFSEISIP FR9348FS9261/0D/TAUX/20/04/2027	20/04/2027	EUR	-16 000 000	-16 000 000
FR9348FS9279	Issuance/BondEMTN CFSEISIP FR9348FS9279/0D/TAUX/20/04/2027	20/04/2027	EUR	-300 000	-300 000
FR9348FS9287	Issuance/BondEMTN CFSSOLIP FR9348FS9287/0D/TAUX/11/04/2027	11/04/2027	EUR	-3 225 000	-3 225 000
FR9348FS9295	Issuance/BondEMTN CFSSOLIP FR9348FS9295/0D/TAUX/12/04/2032	12/04/2032	EUR	-1 000 000	-1 000 000
FR9348FS9303	Issuance/BondCFSFRPP2 EMTN/0D/TAUX/06/04/2032	06/04/2032	EUR	-1 000 000	-1 000 000
FR9348FS9311	Issuance/BondEMTN CFSSOLIP FR9348FS9311/0D/TAUX/19/04/2032	19/04/2032	EUR	-10 000 000	-10 000 000
FR9348FS9329	Issuance/BondCFSFRPP2 EMTN/0D/TAUX/30/06/2031	30/06/2031	EUR	-500 000	-500 000
FR9348FS9337	Issuance/BondEMTN CFSEISIP FR9348FS9337/0D/TAUX/20/04/2027	20/04/2027	EUR	-1 500 000	-1 500 000
FR9348FS9345	Issuance/BondEMTN CFSEISIP FR9348FS9345/0D/TAUX/22/04/2024	22/04/2024	EUR	-300 000	-300 000
FR9348FS9352	Issuance/BondEMTN CFSEISIP FR9348FS9352/0D/TAUX/22/04/2024	22/04/2024	EUR	-2 000 000	-2 000 000
FR9348FS9360	Issuance/BondEMTN CFSEISIP FR9348FS9360/0D/TAUX/22/04/2027	22/04/2027	EUR	-1 000 000	-1 000 000
FR9348FS9378	Issuance/BondEMTN CFSEISIP FR9348FS9378/0D/TAUX/19/04/2027	19/04/2027	EUR	-800 000	-800 000
FR9348FS9386	Issuance/BondEMTN CFSSOLIP FR9348FS9386/0D/TAUX/20/04/2027	20/04/2027	EUR	-300 000	-300 000
FR9348FS9394	Issuance/BondEMTN CFSSOLIP FR9348FS9394/0D/TAUX/22/04/2025	22/04/2025	EUR	-800 000	-800 000
FR9348FS9402	Issuance/BondEMTN CFSEISIP FR9348FS9402/0D/TAUX/22/04/2027	22/04/2027	EUR	-400 000	-400 000
FR9348FS9410	Issuance/BondEMTN CFSEISIP FR9348FS9410/0D/TAUX/26/04/2027	26/04/2027	EUR	-600 000	-600 000
FR9348FS9428	Issuance/BondEMTN CFSEISIP FR9348FS9428/0D/TAUX/26/04/2030	26/04/2030	EUR	-500 000	-500 000
FR9348FS9436	Issuance/BondEMTN CFSEISIP FR9348FS9436/0D/TAUX/27/04/2026	27/04/2026	EUR	-500 000	-500 000
FR9348FS9444	Issuance/BondEMTN CFSEISIP FR9348FS9444/0D/TAUX/21/04/2027	21/04/2027	EUR	-3 000 000	-3 000 000
FR9348FS9451	Issuance/BondEMTN CFSEISIP FR9348FS9451/0D/TAUX/02/05/2028	02/05/2028	EUR	-300 000	-300 000
FR9348FS9469	Issuance/BondEMTN CFSEISIP FR9348FS9469/0D/TAUX/03/05/2028	03/05/2028	EUR	-500 000	-500 000
FR9348FS9477	Issuance/BondEMTN CFSEISIP FR9348FS9477/0D/TAUX/03/05/2028	03/05/2028	EUR	-500 000	-500 000
FR9348FS9485	Issuance/BondEMTN CFSEISIP FR9348FS9485/0D/TAUX/28/04/2027	28/04/2027	EUR	-1 300 000	-1 300 000
FR9348FS9501	Issuance/BondCFSFRPP2 EMTN/0D/TAUX/30/06/2032	30/06/2032	EUR	-500 000	-500 000
FR9348FS9519	Issuance/BondCFSFRPP2 EMTN/0D/TAUX/30/06/2032	30/06/2032	EUR	-500 000	-500 000
FR9348FS9527	Issuance/BondCFSFRPP2 EMTN/0D/TAUX/27/04/2032	27/04/2032	EUR	-500 000	-500 000
FR9348FS9535	Issuance/BondEMTN CFSSOLIP FR9348FS9535/0D/TAUX/30/04/2027	30/04/2027	EUR	-3 500 000	-3 500 000
FR9348FS9550	Issuance/BondEMTN CFSEISIP FR9348FS9550/0D/TAUX/03/06/2030	03/06/2030	EUR	-7 814 000	-7 814 000
FR9348FS9568	Issuance/BondEMTN CFSEISIP FR9348FS9568/0D/TAUX/03/06/2030	03/06/2030	EUR	-5 130 000	-5 130 000
FR9348FS9576	Issuance/BondEMTN CFSEISIP FR9348FS9576/0D/TAUX/31/12/2026	31/12/2026	EUR	-30 000 000	-30 000 000
FR9348FS9584	Issuance/BondEMTN CFSEISIP FR9348FS9584/0D/TAUX/11/05/2027	11/05/2027	EUR	-300 000	-300 000
FR9348FS9592	Issuance/BondEMTN CFSSOLIP FR9348FS9592/0D/TAUX/03/05/2034	03/05/2034	EUR	-3 000 000	-3 000 000
FR9348FS9600	Issuance/BondCFSFRPP2 EMTN/0D/TAUX/03/05/2032	03/05/2032	EUR	-15 000 000	-15 000 000
FR9348FS9618	Issuance/BondEMTN CFSSOLIP FR9348FS9618/0D/TAUX/03/05/2027	03/05/2027	EUR	-2 200 000	-2 200 000
FR9348FS9626	Issuance/BondEMTN CFSEISIP FR9348FS9626/0D/TAUX/16/05/2030	16/05/2030	EUR	-700 000	-700 000
FR9348FS9634	Issuance/BondEMTN CFSEISIP FR9348FS9634/0D/TAUX/16/05/2030	16/05/2030	EUR	-550 000	-550 000
FR9348FS9642	Issuance/BondEMTN CFSEISIP FR9348FS9642/0D/TAUX/18/05/2027	18/05/2027	EUR	-1 000 000	-1 000 000
FR9348FS9659	Issuance/BondEMTN CFSSOLIP FR9348FS9659/0D/TAUX/05/05/2029	05/05/2029	EUR	-1 000 000	-1 000 000
FR9348FS9667	Issuance/BondCFSFRPP2 EMTN/0D/TAUX/30/06/2032	30/06/2032	EUR	-500 000	-500 000
FR9348FS9675	Issuance/BondEMTN CFSSOLIP FR9348FS9675/0D/TAUX/11/11/2023	11/11/2023	EUR	-5 000 000	-5 000 000
FR9348FS9683	Issuance/BondEMTN CFSSOLIP FR9348FS9683/0D/TAUX/11/11/2023	11/11/2023	EUR	-5 000 000	-5 000 000
FR9348FS9691	Issuance/BondEMTN CFSSOLIP FR9348FS9691/0D/TAUX/04/05/2027	04/05/2027	EUR	-500 000	-500 000
FR9348FS9709	Issuance/BondEMTN CFSSOLIP FR9348FS9709/0D/TAUX/19/05/2025	19/05/2025	EUR	-11 500 000	-11 500 000
FR9348FS9717	Issuance/BondCFSFRPP2 EMTN/0D/TAUX/30/06/2027	30/06/2027	EUR	-1 000 000	-1 000 000
FR9348FS9725	Issuance/BondCFSFRPP2 EMTN/0D/TAUX/30/06/2027	30/06/2027	EUR	-1 000 000	-1 000 000
FR9348FS9733	Issuance/BondEMTN CFSSOLIP FR9348FS9733/0D/TAUX/17/05/2027	17/05/2027	EUR	-800 000	-800 000
FR9348FS9741	Issuance/BondEMTN CFSSOLIP FR9348FS9741/0D/TAUX/26/05/2027	26/05/2027	EUR	-10 000 000	-10 000 000
FR9348FS9758	Issuance/BondCFSFRPP2 EMTN/0D/TAUX/30/06/2032	30/06/2032	EUR	-500 000	-500 000
FR9348FS9766	Issuance/BondCFSFRPP2 EMTN/0D/TAUX/30/06/2032	30/06/2032	EUR	-500 000	-500 000
FR9348FS9774	Issuance/BondEMTN CFSSOLIP FR9348FS9774/0D/TAUX/23/05/2025	23/05/2025	EUR	-3 600 000	-3 600 000
FR9348FS9782	Issuance/BondEMTN CFSEISIP FR9348FS9782/0D/TAUX/27/05/2030	27/05/2030	EUR	-2 000 000	-2 000 000
FR9348FS9790	Issuance/BondEMTN CFSEISIP FR9348FS9790/0D/TAUX/26/05/2027	26/05/2027	EUR	-1 000 000	-1 000 000
FR9348FS9808	Issuance/BondEMTN CFSEISIP FR9348FS9808/0D/TAUX/19/05/2027	19/05/2027	EUR	-940 000	-940 000
FR9348FS9824	Issuance/BondEMTN CFSEISIP FR9348FS9824/0D/TAUX/20/05/2027	20/05/2027	EUR	-750 000	-750 000
FR9348FS9832	Issuance/BondEMTN CFSSOLIP FR9348FS9832/0D/TAUX/24/05/2025	24/05/2025	EUR	-500 000	-500 000
FR9348FS9840	Issuance/BondEMTN CFSSOLIP FR9348FS9840/0D/TAUX/26/05/2025	26/05/2025	EUR	-5 500 000	-5 500 000
FR9348FS9857	Issuance/BondEMTN CFSSOLIP FR9348FS9857/0D/TAUX/01/06/2030	01/06/2030	EUR	-1 500 000	-1 500 000
FR9348FS9873	Issuance/BondEMTN CFSSOLIP FR9348FS9873/0D/TAUX/23/05/2029	23/05/2029	EUR	-4 000 000	-4 000 000
FR9348FS9881	Issuance/BondEMTN CFSSOLIP FR9348FS9881/0D/TAUX/23/05/2029	23/05/2029	EUR	-4 000 000	-4 000 000
FR9348FS9899	Issuance/BondEMTN CFSEISIP FR9348FS9899/0D/TAUX/27/05/2032	27/05/2032	EUR	-300 000	-300 000
FR9348FS9907	Issuance/BondEMTN CFSEISIP FR9348FS9907/0D/TAUX/27/05/2030	27/05/2030	EUR	-300 000	-300 000
FR9348FS9915	Issuance/BondEMTN CFSEISIP FR9348FS9915/0D/TAUX/30/05/2024	30/05/2024	EUR	-1 000 000	-1 000 000
FR9348FS9923	Issuance/BondEMTN CFSEISIP FR9348FS9923/0D/TAUX/30/05/2028	30/05/2028	EUR	-500 000	-500 000
FR9348FS9931	Issuance/BondEMTN CFSEISIP FR9348FS9931/0D/TAUX/01/06/2027	01/06/2027	EUR	-3 000 000	-3 000 000
FR9348FS9949	Issuance/BondEMTN CFSEISIP FR9348FS9949/0D/TAUX/01/06/2027	01/06/2027	EUR	-3 000 000	-3 000 000
FR9348FS9956	Issuance/BondEMTN CFSEISIP FR9348FS9956/0D/TAUX/01/06/2027	01/06/2027	EUR	-340 000	-340 000
FR9348FS9964	Issuance/BondEMTN CFSEISIP FR9348FS9964/0D/TAUX/26/05/2027	26/05/2027	EUR	-1 784 000	-1 784 000
FR9348FS9972	Issuance/BondEMTN CFSEISIP FR9348FS9972/0D/TAUX/07/06/2027	07/06/2027	EUR	-300 000	-300 000
FR9348FS9980	Issuance/BondEMTN CFSEISIP FR9348FS9980/0D/TAUX/17/06/2027	17/06/2027	EUR	-1 000 000	-1 000 000
FR9348FS9998	Issuance/BondEMTN CFSEISIP FR9348FS9998/0D/TAUX/27/05/2027	27/05/2027	EUR	-1 150 000	-1 150 000
FR9349FS1002	Issuance/BondEMTN CFSSOLIP FR9349FS1002/0D/TAUX/31/05/2027	31/05/2027	EUR	-500 000	-500 000
FR9349FS1010	Issuance/BondEMTN CFSEISIP FR9349FS1010/0D/TAUX/27/05/2027	27/05/2027	EUR	-500 000	-500 000
FR9349FS1028	Issuance/BondEMTN CFSEISIP FR9349FS1028/0D/TAUX/07/06/2028	07/06/2028	EUR	-1 100 000	-1 100 000
FR9349FS1069	Issuance/BondEMTN CFSSOLIP FR9349FS1069/0D/TAUX/02/06/2028	02/06/2028	EUR	-800 000	-800 000
FR9349FS1077	Issuance/BondEMTN CFSSOLIP FR9349FS1077/0D/TAUX/02/06/2030	02/06/2030	EUR	-1 000 000	-1 000 000

CREDIT AGRICOLE CIB FINANCIAL SOLUTIONS
Half yearly Financial Report for the period ended June, 30 2022

ISIN	Nickname	Maturity	CCY	Notionnel in currency	CVEUR in EUR
FR9349FS1085	Issuance/BondEMTN CFSSOLIP FR9349FS1085/0D/TAUX/13/06/2024	13/06/2024	EUR	-2 000 000	-2 000 000
FR9349FS1093	Issuance/BondEMTN CFSSOLIP FR9349FS1093/0D/TAUX/06/06/2027	06/06/2027	EUR	-600 000	-600 000
FR9349FS1135	Issuance/BondEMTN CFSSOLIP FR9349FS1135/0D/TAUX/08/06/2027	08/06/2027	EUR	-2 000 000	-2 000 000
FR9349FS1143	Issuance/BondEMTN CFSSOLIP FR9349FS1143/0D/TAUX/08/06/2024	08/06/2024	EUR	-10 000 000	-10 000 000
FR9349FS1150	Issuance/BondEMTN CFSSOLIP FR9349FS1150/0D/TAUX/15/06/2024	15/06/2024	EUR	-2 000 000	-2 000 000
FR9349FS1168	Issuance/BondEMTN CFSSOLIP FR9349FS1168/0D/TAUX/15/06/2025	15/06/2025	EUR	-500 000	-500 000
FR9349FS1176	Issuance/BondCFSFRPP2 EMTN/0D/TAUX/30/06/2030	30/06/2030	EUR	-4 000 000	-4 000 000
FR9349FS1184	Issuance/BondEMTN CFSSOLIP FR9349FS1184/0D/TAUX/17/06/2032	17/06/2032	EUR	-16 000 000	-16 000 000
FR9349FS1192	Issuance/BondEMTN CFSSOLIP FR9349FS1192/0D/TAUX/22/06/2027	22/06/2027	EUR	-1 150 000	-1 150 000
FR9349FS1200	Issuance/BondEMTN CFSSOLIP FR9349FS1200/0D/TAUX/17/06/2027	17/06/2027	EUR	-750 000	-750 000
FR9349FS1218	Issuance/BondEMTN CFSSOLIP FR9349FS1218/0D/TAUX/17/06/2027	17/06/2027	EUR	-500 000	-500 000
FR9349FS1226	Issuance/BondCFSFRPP2 EMTN/0D/TAUX/30/12/2029	30/12/2029	EUR	-1 200 000	-1 200 000
FR9349FS1234	Issuance/BondEMTN CFSSOLIP FR9349FS1234/0D/TAUX/29/06/2027	29/06/2027	EUR	-1 500 000	-1 500 000
FR9349FS1242	Issuance/BondEMTN CFSSOLIP FR9349FS1242/0D/TAUX/23/06/2030	23/06/2030	EUR	-15 000 000	-15 000 000
FR9349FS1259	Issuance/BondEMTN CFSEISIP FR9349FS1259/0D/TAUX/14/06/2027	14/06/2027	EUR	-8 361 000	-8 361 000
FR9349FS1267	Issuance/BondEMTN CFSEISIP FR9349FS1267/0D/TAUX/24/06/2030	24/06/2030	EUR	-300 000	-300 000
FR9349FS1275	Issuance/BondEMTN CFSEISIP FR9349FS1275/0D/TAUX/23/06/2027	23/06/2027	EUR	-300 000	-300 000
FR9349FS1333	Issuance/BondEMTN CFSEISIP FR9349FS1333/0D/TAUX/24/06/2027	24/06/2027	EUR	-1 000 000	-1 000 000
FR9349FS1341	Issuance/BondCFSFRPP2 EMTN/0D/TAUX/23/06/2032	23/06/2032	EUR	-5 000 000	-5 000 000
FR9349FS1390	Issuance/BondEMTN CFSEISIP FR9349FS1390/0D/TAUX/22/06/2027	22/06/2027	EUR	-30 000 000	-30 000 000
FR9349FS1408	Issuance/BondEMTN CFSEISIP FR9349FS1408/0D/TAUX/29/06/2027	29/06/2027	EUR	-2 000 000	-2 000 000
FR9349FS1424	Issuance/BondEMTN CFSSOLIP FR9349FS1424/0D/TAUX/27/06/2027	27/06/2027	EUR	-2 000 000	-2 000 000
FR9349FS1432	Issuance/BondEMTN CFSSOLIP FR9349FS1432/0D/TAUX/28/06/2027	28/06/2027	EUR	-1 000 000	-1 000 000
FR9349FS1473	Issuance/BondEMTN CFSSOLIP FR9349FS1473/0D/TAUX/30/06/2027	30/06/2027	EUR	-1 300 000	-1 300 000
FR9349FS1531	Issuance/BondCFSFRPP2 EMTN/0D/TAUX/30/06/2029	30/06/2029	EUR	-1 000 000	-1 000 000
XS1050449849	Issuance/BondCFSFRPP2 EMTN/0D/30/06/2024/6.75%	30/06/2024	EUR	-2 000 000	-2 000 000
XS1072644427	Issuance/BondEMTN CFSSOLIP XS1072644427/0D/TAUX/04/06/2024	04/06/2024	EUR	-1 000 000	-1 000 000
XS1132164689	Issuance/BondCFSFRPP2 EMTN/0D/TAUX/22/12/2022	22/12/2022	EUR	-1 500 000	-1 500 000
XS1171802553	Issuance/BondCFSFRPP2 EMTN/0D/06/02/2023/6.1%	06/02/2023	EUR	-750 000	-750 000
XS1173855070	Issuance/BondCFSFRPP2 EMTN/0D/30/03/2025/7.7%	30/03/2025	EUR	-2 200 000	-2 200 000
XS1173855237	Issuance/BondCFSFRPP2 EMTN/0D/30/03/2025/6.4%	30/03/2025	EUR	-2 500 000	-2 500 000
XS1196085549	Issuance/BondCFSFRPP2 EMTN/0D/TAUX/04/06/2025	04/06/2025	EUR	-3 875 000	-3 875 000
XS1214666510	Issuance/BondCFSFRPP2 EMTN/0D/TAUX/22/06/2023	22/06/2023	EUR	-2 300 000	-2 300 000
XS1279282310	Issuance/BondCFSFRPP2 EMTN/0D/TAUX/21/11/2022	21/11/2022	EUR	-3 000 000	-3 000 000
XS1288308981	Issuance/BondCFSFRPP2 EMTN/0D/TAUX/14/09/2025	14/09/2025	EUR	-10 000 000	-10 000 000
XS1298739654	Issuance/BondCFSFRPP2 EMTN/0D/TAUX/20/11/2023	20/11/2023	EUR	-1 300 000	-1 300 000
XS1334778534	Issuance/BondCFSFRPP2 EMTN/0D/TAUX/17/06/2024	17/06/2024	EUR	-800 000	-800 000
XS1367216824	Issuance/BondCERTIFICATE CFSFRPP2/6Y/TAUX/29/07/2022	29/07/2022	EUR	-3 019 000	-3 019 000
XS1417402028	Issuance/BondCERTIFICAT CFSFRPP2/0D/TAUX/31/08/2023	31/08/2023	EUR	-3 148 000	-3 148 000
XS1457327358	Issuance/BondEMTN FSBOKEIS XS1457327358/0D/TAUX/14/12/2026	14/12/2026	EUR	-3 750 000	-3 750 000
XS1517428402	Issuance/BondCFSFRPP2 EMTN/0D/TAUX/19/04/2023	19/04/2023	EUR	-3 000 000	-3 000 000
XS1517428584	Issuance/BondCFSFRPP2 EMTN/0D/TAUX/22/12/2025	22/12/2025	EUR	-3 000 000	-3 000 000
XS1549191804	Issuance/BondEMTN FSBOKEIS XS1549191804/0D/TAUX/07/06/2027	07/06/2027	EUR	-1 000 000	-1 000 000
XS1566934219	Issuance/BondEMTN CFSSOLIP XS1566934219/0D/TAUX/07/07/2022	07/07/2022	EUR	-4 000 000	-4 000 000
XS1590345184	Issuance/BondCFSFRPP2 EMTN/0D/TAUX/30/12/2022	30/12/2022	EUR	-1 500 000	-1 500 000
XS1590351828	Issuance/BondEMTN CFSSOLIP XS1590351828/0D/TAUX/18/09/2022	18/09/2022	EUR	-10 000 000	-10 000 000
XS1630600358	Issuance/BondEMTN FSBOKEIS XS1630600358/0D/TAUX/12/10/2022	12/10/2022	EUR	-450 000	-450 000
XS1630601166	Issuance/BondEMTN CFSSOLIP XS1630601166/0D/TAUX/10/10/2027	10/10/2027	EUR	-30 000 000	-30 000 000
XS1654976197	Issuance/BondCFSFRPP2 EMTN/0D/TAUX/06/01/2023	06/01/2023	EUR	-1 000 000	-1 000 000
XS1654984969	Issuance/BondEMTN FSBOKEIS XS1654984969/0D/TAUX/23/12/2024	23/12/2024	EUR	-1 000 000	-1 000 000
XS1719279603	Issuance/BondCFSFRPP2 EMTN/0D/TAUX/06/01/2023	06/01/2023	EUR	-1 339 995	-1 339 995
XS1754486915	Issuance/BondEMTN FSBOKEIS XS1754486915/0D/TAUX/28/05/2029	28/05/2029	EUR	-300 000	-300 000
XS1754491915	Issuance/BondEMTN FSBOKEIS XS1754491915/0D/TAUX/20/12/2024	20/12/2024	EUR	-50 000	-50 000
XS1754498506	Issuance/BondCFSFRPP2 EMTN/0D/30/06/2023/0.6%	30/06/2023	EUR	-6 600 000	-6 600 000
XS1754498688	Issuance/BondEMTN FSBOKEIS XS1754498688/0D/TAUX/14/06/2023	14/06/2023	EUR	-1 000 000	-1 000 000
XS1754499819	Issuance/BondEMTN FSBOKEIS XS1754499819/0D/TAUX/15/08/2023	15/08/2023	EUR	-1 000 000	-1 000 000
XS1754500095	Issuance/BondEMTN FSBOKEIS XS1754500095/5Y/TAUX/05/10/2023	05/10/2023	EUR	-1 000 000	-1 000 000
XS1754501143	Issuance/BondEMTN FSBOKEIS XS1754501143/0D/TAUX/09/05/2023	09/05/2023	EUR	-815 000	-815 000
XS1766069592	Issuance/BondEMTN FSBOKEIS XS1766069592/0D/TAUX/06/06/2024	06/06/2024	EUR	-1 000 000	-1 000 000
XS1766070178	Issuance/BondCFSFRPP2 EMTN/0D/TAUX/29/06/2028	29/06/2028	EUR	-420 000	-420 000
XS1782015900	Issuance/BondCFSFRPP2 EMTN/0D/TAUX/30/06/2023	30/06/2023	EUR	-5 000 000	-5 000 000
XS1782022518	Issuance/BondCFSFRPP2 EMTN/0D/TAUX/30/06/2023	30/06/2023	EUR	-2 530 750	-2 530 750
XS1782022864	Issuance/BondCFSFRPP2 EMTN/0D/TAUX/06/07/2023	06/07/2023	EUR	-3 200 000	-3 200 000
XS1782022948	Issuance/BondCFSFRPP2 EMTN/0D/TAUX/06/07/2023	06/07/2023	EUR	-1 400 000	-1 400 000
XS1782023326	Issuance/BondCFSFRPP2 EMTN/0D/TAUX/10/08/2028	10/08/2028	EUR	-900 000	-900 000
XS1803953345	Issuance/BondCFSFRPP2 EMTN/0D/TAUX/30/12/2023	30/12/2023	EUR	-1 000 000	-1 000 000
XS1810540002	Issuance/BondEMTN FSBOKEIS XS1810540002/0D/TAUX/26/07/2023	26/07/2023	EUR	-3 000 000	-3 000 000
XS1810540184	Issuance/BondEMTN FSBOKEIS XS1810540184/0D/TAUX/26/07/2023	26/07/2023	EUR	-3 000 000	-3 000 000
XS1810545902	Issuance/BondEMTN FSBOKEIS XS1810545902/0D/TAUX/17/08/2023	17/08/2023	EUR	-1 100 000	-1 100 000
XS1810546207	Issuance/BondCFSFRPP2 EMTN/0D/TAUX/02/11/2028	02/11/2028	EUR	-2 090 000	-2 090 000
XS1810546389	Issuance/BondEMTN FSBOKEIS XS1810546389/0D/TAUX/28/08/2023	28/08/2023	EUR	-700 000	-700 000
XS1810548328	Issuance/BondEMTN FSBOKEIS XS1810548328/0D/TAUX/07/09/2026	07/09/2026	EUR	-500 000	-500 000
XS1850725331	Issuance/BondEMTN FSBOKEIS XS1850725331/0D/TAUX/04/10/2023	04/10/2023	EUR	-1 085 000	-1 085 000
XS1850732386	Issuance/BondEMTN FSBOKEIS XS1850732386/0D/TAUX/19/10/2026	19/10/2026	EUR	-650 000	-650 000
XS1850732543	Issuance/BondEMTN FSBOKEIS XS1850732543/0D/TAUX/19/10/2026	19/10/2026	EUR	-600 000	-600 000

CREDIT AGRICOLE CIB FINANCIAL SOLUTIONS
 Half yearly Financial Report for the period ended June, 30 2022

ISIN	Nickname	Maturity	CCY	Notionnel in currency	CVEUR in EUR
XS1856655938	Issuance/BondCFSFRPP2 EMTN/OD/TAUX/28/12/2028	28/12/2028	EUR	-3 370 000	-3 370 000
XS1868243855	Issuance/BondEMTN FSBOKEIS XS1868243855/OD/TAUX/07/12/2026	07/12/2026	EUR	-300 000	-300 000
XS1883104439	Issuance/BondEMTN CFSEISIP XS1883104439/OD/TAUX/11/12/2030	11/12/2030	EUR	-3 750 000	-3 750 000
XS1883109230	Issuance/BondCFSFRPP2 EMTN/OD/TAUX/13/03/2029	13/03/2029	EUR	-1 620 000	-1 620 000
XS1883116367	Issuance/BondCFSFRPP2 EMTN/OD/TAUX/30/12/2023	30/12/2023	EUR	-1 100 000	-1 100 000
XS1883116524	Issuance/BondEMTN CFSSOLIP XS1883116524/OD/TAUX/20/02/2026	20/02/2026	EUR	-1 000 000	-1 000 000
XS1883117688	Issuance/BondCFSFRPP2 EMTN/OD/TAUX/30/12/2023	30/12/2023	EUR	-1 510 000	-1 510 000
XS1883117761	Issuance/BondCFSFRPP2 EMTN/OD/TAUX/30/12/2023	30/12/2023	EUR	-1 080 000	-1 080 000
XS1883117845	Issuance/BondCFSFRPP2 EMTN/OD/TAUX/30/12/2023	30/12/2023	EUR	-1 500 000	-1 500 000
XS1883118140	Issuance/BondCFSFRPP2 EMTN/OD/TAUX/30/12/2023	30/12/2023	EUR	-918 929	-918 929
XS1883123066	Issuance/BondCFSFRPP2 EMTN/OD/30/12/2023/3.03%	30/12/2023	EUR	-10 000 000	-10 000 000
XS1923108499	Issuance/BondCFSFRPP2 EMTN/OD/29/05/2029/0.75%	29/05/2029	EUR	-2 001 125	-2 001 125
XS1923112848	Issuance/BondCFSFRPP2 EMTN/OD/TAUX/30/06/2024	30/06/2024	EUR	-975 000	-975 000
XS1923113143	Issuance/BondCFSFRPP2 EMTN/OD/TAUX/30/06/2024	30/06/2024	EUR	-1 116 375	-1 116 375
XS1923114117	Issuance/BondCFSFRPP2 EMTN/OD/28/06/2024/2.6%	30/06/2024	EUR	-1 866 680	-1 866 680
XS1923115437	Issuance/BondEMTN FSBOKEIS XS1923115437/OD/TAUX/30/07/2024	30/07/2024	EUR	-12 500 000	-12 500 000
XS1923115866	Issuance/BondEMTN FSBOKEIS XS1923115866/OD/TAUX/07/10/2024	07/10/2024	EUR	-41 800 000	-41 800 000
XS1923115940	Issuance/BondEMTN FSBOKEIS XS1923115940/OD/TAUX/27/09/2022	27/09/2022	EUR	-950 000	-950 000
XS1923116757	Issuance/BondCERTIFIC FSBOKEIS XS1923116757/OD/TAUX/12/12/2022	12/12/2022	EUR	-25 685 000	-25 685 000
XS1923123530	Issuance/BondCFSFRPP2 EMTN/OD/TAUX/16/07/2029	16/07/2029	EUR	-2 770 000	-2 770 000
XS1962148521	Issuance/BondCFSFRPP2 EMTN/OD/TAUX/30/06/2024	30/06/2024	EUR	-233 336	-233 336
XS1962149099	Issuance/BondEMTN FSBOKEIS XS1962149099/OD/TAUX/20/06/2025	20/06/2025	EUR	-1 050 000	-1 050 000
XS1962159999	Issuance/BondEMTN FSBOKEIS XS1962159999/OD/TAUX/23/07/2025	23/07/2025	EUR	-1 500 000	-1 500 000
XS1962160658	Issuance/BondCFSFRPP2 EMTN/OD/TAUX/11/07/2024	11/07/2024	EUR	-2 000 000	-2 000 000
XS1962165376	Issuance/BondEMTN FSBOKEIS XS1962165376/OD/TAUX/12/08/2022	12/08/2022	EUR	-910 000	-910 000
XS1962168123	Issuance/BondCFSFRPP2 EMTN/OD/TAUX/02/08/2024	02/08/2024	EUR	-500 000	-500 000
XS1996580699	Issuance/BondEMTN FSBOKEIS XS1996580699/OD/TAUX/15/08/2022	15/08/2022	EUR	-935 000	-935 000
XS1996587868	Issuance/BondCFSFRPP2 EMTN/OD/TAUX/30/03/2023	30/03/2023	EUR	-5 000 000	-5 000 000
XS1996587942	Issuance/BondEMTN FSBOKEIS XS1996587942/OD/TAUX/07/10/2024	07/10/2024	EUR	-14 700 000	-14 700 000
XS1996591118	Issuance/BondCFSFRPP2 EMTN/OD/TAUX/30/12/2024	30/12/2024	EUR	-3 000 000	-3 000 000
XS1996591621	Issuance/BondCFSFRPP2 EMTN/OD/TAUX/08/01/2027	08/01/2027	EUR	-1 705 000	-1 705 000
XS1996592603	Issuance/BondEMTN FSBOKEIS XS1996592603/OD/TAUX/14/02/2028	14/02/2028	EUR	-970 000	-970 000
XS1996599285	Issuance/BondCFSFRPP2 EMTN/OD/TAUX/03/12/2029	03/12/2029	EUR	-384 000	-384 000
XS1996605272	Issuance/BondEMTN FSBOKEIS XS1996605272/OD/TAUX/19/06/2026	19/06/2026	EUR	-3 324 000	-3 324 000
XS1996608375	Issuance/BondEMTN FSBOKEIS XS1996608375/OD/TAUX/29/12/2025	29/12/2025	EUR	-2 515 000	-2 515 000
XS2048849199	Issuance/BondEMTN FSBOKEIS XS2048849199/OD/TAUX/27/12/2023	27/12/2023	EUR	-1 000 000	-1 000 000
XS2048851500	Issuance/BondEMTN FSBOKEIS XS2048851500/OD/TAUX/30/01/2030	30/01/2030	EUR	-395 000	-395 000
XS2048851922	Issuance/BondEMTN FSBOKEIS XS2048851922/OD/TAUX/03/09/2025	03/09/2025	EUR	-200 000	-200 000
XS2048868579	Issuance/BondEMTN FSBOKEIS XS2048868579/OD/TAUX/15/05/2024	15/05/2024	EUR	-499 000	-499 000
XS2048868652	Issuance/BondEMTN FSBOKEIS XS2048868652/OD/TAUX/20/03/2025	20/03/2025	EUR	-1 000 000	-1 000 000
XS2053778325	Issuance/BondCFSFRPP2 EMTN/OD/TAUX/07/07/2025	07/07/2025	EUR	-1 050 000	-1 050 000
XS2053796491	Issuance/BondEMTN CFSSOLIP XS2053796491/OD/TAUX/06/08/2026	06/08/2026	EUR	-2 500 000	-2 500 000
XS2149705464	Issuance/BondEMTN CFSSOLIP XS2149705464/OD/TAUX/03/09/2027	03/09/2027	EUR	-750 000	-750 000
XS2149705621	Issuance/BondCFSFRPP2 EMTN/OD/TAUX/30/06/2025	30/06/2025	EUR	-972 600	-972 600
XS2149718525	Issuance/BondEMTN FSBOKEIS XS2149718525/OD/TAUX/29/04/2024	29/04/2024	EUR	-24 724 000	-24 724 000
XS2149718954	Issuance/BondCERTIFIC CFSEISIP XS2149718954/OD/TAUX/12/05/2023	12/05/2023	EUR	-19 538 000	-19 538 000
XS2149719093	Issuance/BondCERTIFIC CFSEISIP XS2149719093/OD/TAUX/12/05/2023	12/05/2023	EUR	-10 389 000	-10 389 000
XS2149719333	Issuance/BondCERTIFIC CFSEISIP XS2149719333/OD/TAUX/22/06/2023	22/06/2023	EUR	-20 110 000	-20 110 000
XS2149719507	Issuance/BondCFSFRPP2 EMTN/OD/TAUX/07/07/2031	07/07/2031	EUR	-30 000 000	-30 000 000
XS2149719689	Issuance/BondEMTN CFSEISIP XS2149719689/OD/TAUX/21/09/2023	21/09/2023	EUR	-14 257 000	-14 257 000
XS2149719762	Issuance/BondCERTIFIC CFSEISIP XS2149719762/OD/TAUX/21/09/2023	21/09/2023	EUR	-13 667 000	-13 667 000
XS2149719929	Issuance/BondCERTIFIC CFSEISIP XS2149719929/OD/TAUX/13/11/2023	13/11/2023	EUR	-4 482 000	-4 482 000
XS2149720000	Issuance/BondCERTIFIC CFSEISIP XS2149720000/OD/TAUX/05/02/2024	05/02/2024	EUR	-14 635 000	-14 635 000
XS2149720265	Issuance/BondCERTIFIC CFSEISIP XS2149720265/OD/TAUX/05/02/2024	05/02/2024	EUR	-14 444 000	-14 444 000
XS2149720695	Issuance/BondCERTIFIC CFSEISIP XS2149720695/OD/TAUX/03/06/2024	03/06/2024	EUR	-10 669 000	-10 669 000
XS2149720778	Issuance/BondCERTIFIC CFSEISIP XS2149720778/OD/TAUX/03/06/2024	03/06/2024	EUR	-5 972 000	-5 972 000
XS2149729647	Issuance/BondEMTN FSBOKEIS XS2149729647/OD/TAUX/29/12/2023	29/12/2023	EUR	-1 000 000	-1 000 000
XS2201333387	Issuance/BondEMTN CFSEISIP XS2201333387/OD/TAUX/08/07/2024	08/07/2024	EUR	-5 342 000	-5 342 000
XS2201354201	Issuance/BondEMTN FSBOKEIS XS2201354201/OD/TAUX/06/04/2023	06/04/2023	EUR	-860 000	-860 000
XS2201358533	Issuance/BondEMTN CFSEISIP XS2201358533/OD/TAUX/14/04/2027	14/04/2027	EUR	-2 500 000	-2 500 000
XS2201358616	Issuance/BondEMTN CFSEISIP XS2201358616/OD/TAUX/22/04/2026	22/04/2026	EUR	-1 000 000	-1 000 000
XS2201359002	Issuance/BondEMTN CFSEISIP XS2201359002/OD/TAUX/28/05/2029	28/05/2029	EUR	-1 000 000	-1 000 000
XS2201363376	Issuance/BondEMTN CFSEISIP XS2201363376/OD/TAUX/30/04/2024	30/04/2024	EUR	-1 000 000	-1 000 000
XS2201363459	Issuance/BondEMTN CFSEISIP XS2201363459/OD/TAUX/30/04/2024	30/04/2024	EUR	-1 000 000	-1 000 000
XS2201363533	Issuance/BondEMTN CFSEISIP XS2201363533/OD/TAUX/30/04/2024	30/04/2024	EUR	-1 000 000	-1 000 000
XS2268491060	Issuance/BondEMTN CFSEISIP XS2268491060/OD/TAUX/11/05/2026	11/05/2026	EUR	-2 000 000	-2 000 000
XS2268491656	Issuance/BondEMTN CFSEISIP XS2268491656/OD/TAUX/16/05/2023	16/05/2023	EUR	-500 000	-500 000
XS2268491813	Issuance/BondEMTN CFSEISIP XS2268491813/OD/TAUX/19/05/2025	19/05/2025	EUR	-4 000 000	-4 000 000
XS2268492621	Issuance/BondEMTN CFSEISIP XS2268492621/OD/TAUX/23/06/2023	23/06/2023	EUR	-3 566 000	-3 566 000
XS2268494676	Issuance/BondEMTN CFSEISIP XS2268494676/OD/TAUX/26/05/2026	26/05/2026	EUR	-694 000	-694 000
XS2268495210	Issuance/BondEMTN CFSEISIP XS2268495210/OD/TAUX/01/06/2026	01/06/2026	EUR	-859 000	-859 000
XS2268497422	Issuance/BondEMTN CFSEISIP XS2268497422/OD/TAUX/08/06/2023	08/06/2023	EUR	-1 000 000	-1 000 000
XS2268497695	Issuance/BondEMTN CFSEISIP XS2268497695/OD/TAUX/08/06/2023	08/06/2023	EUR	-1 000 000	-1 000 000
XS2268500829	Issuance/BondEMTN CFSEISIP XS2268500829/OD/TAUX/25/06/2026	25/06/2026	EUR	-2 800 000	-2 800 000
XS2268501041	Issuance/BondEMTN CFSEISIP XS2268501041/OD/TAUX/29/06/2029	29/06/2029	EUR	-1 268 000	-1 268 000

CREDIT AGRICOLE CIB FINANCIAL SOLUTIONS
 Half yearly Financial Report for the period ended June, 30 2022

ISIN	Nickname	Maturity	CCY	Notionnel in currency	CVEUR in EUR
XS2268501470	Issuance/BondEMTN CFSEISIP XS2268501470/0D/TAUX/09/07/2029	09/07/2029	EUR	-3 000 000	-3 000 000
XS2268501710	Issuance/BondEMTN CFSEISIP XS2268501710/0D/TAUX/16/07/2029	16/07/2029	EUR	-1 000 000	-1 000 000
XS2268501801	Issuance/BondEMTN CFSEISIP XS2268501801/0D/TAUX/23/07/2026	23/07/2026	EUR	-1 200 000	-1 200 000
XS2268502015	Issuance/BondEMTN CFSEISIP XS2268502015/0D/TAUX/24/07/2028	24/07/2028	EUR	-3 000 000	-3 000 000
XS2268502106	Issuance/BondEMTN CFSEISIP XS2268502106/0D/TAUX/23/07/2031	23/07/2031	EUR	-3 000 000	-3 000 000
XS2268502361	Issuance/BondEMTN CFSEISIP XS2268502361/0D/TAUX/17/08/2026	17/08/2026	EUR	-3 500 000	-3 500 000
XS2268507675	Issuance/BondEMTN CFSEISIP XS2268507675/0D/TAUX/22/06/2023	22/06/2023	EUR	-800 000	-800 000
XS2268509960	Issuance/BondEMTN CFSEISIP XS2268509960/0D/TAUX/14/07/2026	14/07/2026	EUR	-1 000 000	-1 000 000
XS2268511198	Issuance/BondEMTN CFSEISIP XS2268511198/0D/TAUX/20/08/2029	20/08/2029	EUR	-5 450 000	-5 450 000
XS2268511271	Issuance/BondEMTN CFSEISIP XS2268511271/0D/TAUX/20/08/2029	20/08/2029	EUR	-2 054 000	-2 054 000
XS2268511354	Issuance/BondEMTN CFSEISIP XS2268511354/0D/TAUX/26/08/2025	26/08/2025	EUR	-1 265 000	-1 265 000
XS2268511438	Issuance/BondEMTN CFSEISIP XS2268511438/0D/TAUX/27/08/2029	27/08/2029	EUR	-1 275 000	-1 275 000
XS2268511511	Issuance/BondEMTN CFSEISIP XS2268511511/0D/TAUX/17/09/2029	17/09/2029	EUR	-7 000 000	-7 000 000
XS2268511602	Issuance/BondEMTN CFSEISIP XS2268511602/0D/TAUX/17/09/2029	17/09/2029	EUR	-3 050 000	-3 050 000
XS2268511784	Issuance/BondEMTN CFSEISIP XS2268511784/0D/TAUX/16/09/2026	16/09/2026	EUR	-2 500 000	-2 500 000
XS2268511867	Issuance/BondEMTN CFSEISIP XS2268511867/0D/TAUX/17/09/2031	17/09/2031	EUR	-2 000 000	-2 000 000
XS2268511941	Issuance/BondEMTN CFSEISIP XS2268511941/0D/TAUX/22/09/2028	22/09/2028	EUR	-2 000 000	-2 000 000
XS2268512089	Issuance/BondEMTN CFSEISIP XS2268512089/0D/TAUX/30/09/2026	30/09/2026	EUR	-4 000 000	-4 000 000
XS2268512246	Issuance/BondEMTN CFSEISIP XS2268512246/0D/TAUX/29/10/2030	29/10/2030	EUR	-3 000 000	-3 000 000
XS2268512329	Issuance/BondEMTN CFSEISIP XS2268512329/0D/TAUX/12/11/2029	12/11/2029	EUR	-3 220 000	-3 220 000
XS2268512592	Issuance/BondEMTN CFSEISIP XS2268512592/0D/TAUX/04/11/2024	04/11/2024	EUR	-3 000 000	-3 000 000
XS2268519415	Issuance/BondEMTN CFSEISIP XS2268519415/0D/TAUX/01/07/2022	01/07/2022	EUR	-590 000	-590 000
XS2268521403	Issuance/BondEMTN CFSEISIP XS2268521403/0D/TAUX/17/07/2023	17/07/2023	EUR	-3 498 000	-3 498 000
XS2268521585	Issuance/BondEMTN CFSEISIP XS2268521585/0D/TAUX/19/07/2022	19/07/2022	EUR	-1 000 000	-1 000 000
XS2268522633	Issuance/BondEMTN CFSEISIP XS2268522633/0D/TAUX/22/07/2024	22/07/2024	EUR	-2 000 000	-2 000 000
XS2268524688	Issuance/BondEMTN CFSEISIP XS2268524688/0D/TAUX/31/07/2023	31/07/2023	EUR	-424 000	-424 000
XS2268527863	Issuance/BondEMTN CFSEISIP XS2268527863/0D/TAUX/20/08/2026	20/08/2026	EUR	-1 221 000	-1 221 000
XS2299238548	Issuance/BondEMTN CFSEISIP XS2299238548/0D/TAUX/02/09/2024	02/09/2024	EUR	-1 000 000	-1 000 000
XS2299239512	Issuance/BondEMTN CFSEISIP XS2299239512/0D/TAUX/01/09/2022	01/09/2022	EUR	-1 150 000	-1 150 000
XS2299239603	Issuance/BondEMTN CFSEISIP XS2299239603/0D/TAUX/01/09/2022	01/09/2022	EUR	-1 000 000	-1 000 000
XS2299243035	Issuance/BondEMTN CFSEISIP XS2299243035/0D/TAUX/24/02/2027	24/02/2027	EUR	-1 489 000	-1 489 000
XS2299243118	Issuance/BondEMTN CFSEISIP XS2299243118/0D/TAUX/11/03/2027	11/03/2027	EUR	-1 800 000	-1 800 000
XS2299243209	Issuance/BondEMTN CFSEISIP XS2299243209/0D/TAUX/18/03/2025	18/03/2025	EUR	-1 000 000	-1 000 000
XS2299243464	Issuance/BondEMTN CFSEISIP XS2299243464/0D/TAUX/22/04/2027	22/04/2027	EUR	-1 355 000	-1 355 000
XS2299246566	Issuance/BondEMTN CFSEISIP XS2299246566/0D/TAUX/21/09/2026	21/09/2026	EUR	-336 000	-336 000
XS2299247374	Issuance/BondEMTN CFSEISIP XS2299247374/0D/TAUX/16/09/2022	16/09/2022	EUR	-635 000	-635 000
XS2299251210	Issuance/BondEMTN CFSEISIP XS2299251210/0D/TAUX/21/10/2027	21/10/2027	EUR	-1 471 000	-1 471 000
XS2299253422	Issuance/BondEMTN CFSEISIP XS2299253422/0D/TAUX/26/10/2026	26/10/2026	EUR	-1 000 000	-1 000 000
XS2299253695	Issuance/BondEMTN CFSEISIP XS2299253695/0D/TAUX/03/11/2025	03/11/2025	EUR	-2 000 000	-2 000 000
XS2299257928	Issuance/BondEMTN CFSEISIP XS2299257928/0D/TAUX/23/11/2026	23/11/2026	EUR	-3 960 000	-3 960 000
XS2299258066	Issuance/BondEMTN CFSEISIP XS2299258066/0D/TAUX/08/12/2026	08/12/2026	EUR	-1 770 000	-1 770 000
XS2299258140	Issuance/BondEMTN CFSEISIP XS2299258140/0D/TAUX/03/12/2026	03/12/2026	EUR	-3 600 000	-3 600 000
XS2299258223	Issuance/BondEMTN CFSEISIP XS2299258223/0D/TAUX/08/12/2031	08/12/2031	EUR	-1 000 000	-1 000 000
XS2299258579	Issuance/BondEMTN CFSEISIP XS2299258579/0D/TAUX/22/12/2026	22/12/2026	EUR	-2 873 000	-2 873 000
XS2299258652	Issuance/BondEMTN CFSEISIP XS2299258652/0D/TAUX/21/12/2027	21/12/2027	EUR	-30 000 000	-30 000 000
XS2299258819	Issuance/BondEMTN CFSEISIP XS2299258819/0D/TAUX/18/01/2027	18/01/2027	EUR	-2 777 000	-2 777 000
XS2299258900	Issuance/BondEMTN CFSEISIP XS2299258900/0D/TAUX/25/01/2027	25/01/2027	EUR	-1 673 000	-1 673 000
XS2299259031	Issuance/BondEMTN CFSEISIP XS2299259031/0D/TAUX/20/01/2032	20/01/2032	EUR	-5 110 000	-5 110 000
XS2299259205	Issuance/BondEMTN CFSEISIP XS2299259205/0D/TAUX/31/01/2030	31/01/2030	EUR	-3 750 000	-3 750 000
XS2299259387	Issuance/BondEMTN CFSEISIP XS2299259387/0D/TAUX/01/02/2028	01/02/2028	EUR	-3 200 000	-3 200 000
XS2299259460	Issuance/BondEMTN CFSEISIP XS2299259460/0D/TAUX/10/02/2025	10/02/2025	EUR	-7 000 000	-7 000 000
XS2299259544	Issuance/BondEMTN CFSEISIP XS2299259544/0D/TAUX/09/02/2027	09/02/2027	EUR	-2 950 000	-2 950 000
XS2299259627	Issuance/BondEMTN CFSEISIP XS2299259627/0D/TAUX/04/02/2030	04/02/2030	EUR	-3 200 000	-3 200 000
XS2299259890	Issuance/BondEMTN CFSEISIP XS2299259890/0D/TAUX/15/02/2030	15/02/2030	EUR	-5 750 000	-5 750 000
XS2299260047	Issuance/BondEMTN CFSEISIP XS2299260047/0D/TAUX/11/03/2030	11/03/2030	EUR	-5 000 000	-5 000 000
XS2299260633	Issuance/BondEMTN CFSEISIP XS2299260633/0D/TAUX/18/10/2023	18/10/2023	EUR	-2 820 000	-2 820 000
XS2299260807	Issuance/BondEMTN CFSEISIP XS2299260807/0D/TAUX/15/10/2024	15/10/2024	EUR	-1 000 000	-1 000 000
XS2299261524	Issuance/BondEMTN CFSEISIP XS2299261524/0D/TAUX/26/11/2027	26/11/2027	EUR	-994 000	-994 000
XS2299261870	Issuance/BondEMTN CFSEISIP XS2299261870/0D/TAUX/21/10/2025	21/10/2025	EUR	-1 000 000	-1 000 000
XS2299262845	Issuance/BondEMTN CFSEISIP XS2299262845/0D/TAUX/28/10/2026	28/10/2026	EUR	-1 500 000	-1 500 000
XS2299262928	Issuance/BondEMTN CFSEISIP XS2299262928/0D/TAUX/26/10/2022	26/10/2022	EUR	-1 500 000	-1 500 000
XS2299263819	Issuance/BondEMTN CFSEISIP XS2299263819/0D/TAUX/23/11/2026	23/11/2026	EUR	-338 000	-338 000
XS2299267729	Issuance/BondEMTN CFSEISIP XS2299267729/0D/TAUX/17/12/2027	17/12/2027	EUR	-1 555 000	-1 555 000
XS2316238687	Issuance/BondEMTN CFSEISIP XS2316238687/0D/TAUX/07/12/2022	07/12/2022	EUR	-1 250 000	-1 250 000
XS2316238760	Issuance/BondEMTN CFSEISIP XS2316238760/0D/TAUX/07/12/2022	07/12/2022	EUR	-1 000 000	-1 000 000
XS2316238927	Issuance/BondEMTN CFSEISIP XS2316238927/0D/TAUX/09/12/2024	09/12/2024	EUR	-2 000 000	-2 000 000
XS2316239909	Issuance/BondEMTN CFSEISIP XS2316239909/0D/TAUX/10/12/2024	10/12/2024	EUR	-1 000 000	-1 000 000
XS2316240071	Issuance/BondEMTN CFSEISIP XS2316240071/0D/TAUX/10/12/2024	10/12/2024	EUR	-1 000 000	-1 000 000
XS2316240402	Issuance/BondEMTN CFSEISIP XS2316240402/0D/TAUX/11/12/2023	11/12/2023	EUR	-1 500 000	-1 500 000
XS2316240824	Issuance/BondEMTN CFSEISIP XS2316240824/0D/TAUX/13/12/2023	13/12/2023	EUR	-1 500 000	-1 500 000
XS2316242010	Issuance/BondEMTN CFSEISIP XS2316242010/0D/TAUX/28/01/2028	28/01/2028	EUR	-918 000	-918 000
XS2316242283	Issuance/BondEMTN CFSEISIP XS2316242283/0D/TAUX/18/12/2023	18/12/2023	EUR	-1 900 000	-1 900 000
XS2316250039	Issuance/BondEMTN CFSEISIP XS2316250039/0D/TAUX/30/12/2026	30/12/2026	EUR	-488 000	-488 000
XS2316250385	Issuance/BondEMTN CFSEISIP XS2316250385/0D/TAUX/05/01/2027	05/01/2027	EUR	-1 000 000	-1 000 000
XS2316255939	Issuance/BondEMTN CFSEISIP XS2316255939/0D/TAUX/21/02/2025	21/02/2025	EUR	-2 200 000	-2 200 000

CREDIT AGRICOLE CIB FINANCIAL SOLUTIONS
Half yearly Financial Report for the period ended June, 30 2022

ISIN	Nickname	Maturity	CCY	Notionnel in currency	CVEUR in EUR	
XS2316259683	Issuance/BondEMTN CFSEISIP XS2316259683/0D/TAUX/30/12/2024	30/12/2024	EUR	-600 000	-600 000	
XS2316259766	Issuance/BondEMTN CFSEISIP XS2316259766/0D/TAUX/30/12/2024	30/12/2024	EUR	-600 000	-600 000	
XS2316259840	Issuance/BondEMTN CFSEISIP XS2316259840/0D/TAUX/15/01/2024	15/01/2024	EUR	-2 000 000	-2 000 000	
XS2316261150	Issuance/BondEMTN CFSEISIP XS2316261150/0D/TAUX/27/07/2023	27/07/2023	EUR	-2 000 000	-2 000 000	
XS2316261663	Issuance/BondEMTN CFSEISIP XS2316261663/0D/TAUX/03/03/2028	03/03/2028	EUR	-3 000 000	-3 000 000	
XS2316261747	Issuance/BondEMTN CFSEISIP XS2316261747/0D/TAUX/28/07/2023	28/07/2023	EUR	-600 000	-600 000	
XS2316264253	Issuance/BondCFSFRPP2 EMTN/0D/TAUX/11/01/2027	11/01/2027	EUR	-1 970 000	-1 970 000	
XS2316264923	Issuance/BondEMTN CFSEISIP XS2316264923/0D/TAUX/10/02/2025	10/02/2025	EUR	-3 000 000	-3 000 000	
XS2316265227	Issuance/BondEMTN CFSEISIP XS2316265227/0D/TAUX/01/08/2023	01/08/2023	EUR	-1 000 000	-1 000 000	
XS2316265904	Issuance/BondEMTN CFSEISIP XS2316265904/0D/TAUX/09/02/2024	09/02/2024	EUR	-1 000 000	-1 000 000	
XS2316266464	Issuance/BondEMTN CFSEISIP XS2316266464/0D/TAUX/09/02/2023	09/02/2023	EUR	-3 500 000	-3 500 000	
XS2316266977	Issuance/BondEMTN CFSEISIP XS2316266977/0D/TAUX/10/02/2026	10/02/2026	EUR	-1 000 000	-1 000 000	
XS2316271381	Issuance/BondEMTN CFSEISIP XS2316271381/0D/TAUX/12/02/2024	12/02/2024	EUR	-2 000 000	-2 000 000	
XS2348546404	Issuance/BondEMTN CFSEISIP XS2348546404/0D/TAUX/18/04/2028	18/04/2028	EUR	-3 000 000	-3 000 000	
XS2348546743	Issuance/BondEMTN CFSEISIP XS2348546743/0D/TAUX/04/03/2027	04/03/2027	EUR	-3 000 000	-3 000 000	
XS2348547121	Issuance/BondEMTN CFSEISIP XS2348547121/0D/TAUX/06/03/2023	06/03/2023	EUR	-1 500 000	-1 500 000	
XS2348548954	Issuance/BondEMTN CFSEISIP XS2348548954/0D/TAUX/15/03/2027	15/03/2027	EUR	-1 000 000	-1 000 000	
XS2348549176	Issuance/BondEMTN CFSEISIP XS2348549176/0D/TAUX/13/03/2026	13/03/2026	EUR	-1 500 000	-1 500 000	
XS2348550695	Issuance/BondEMTN CFSEISIP XS2348550695/0D/TAUX/10/03/2027	10/03/2027	EUR	-30 000 000	-30 000 000	
XS2348550851	Issuance/BondEMTN CFSEISIP XS2348550851/0D/TAUX/18/04/2030	18/04/2030	EUR	-1 544 000	-1 544 000	
XS2348550935	Issuance/BondEMTN CFSEISIP XS2348550935/0D/TAUX/17/05/2027	17/05/2027	EUR	-30 000 000	-30 000 000	
XS2348551073	Issuance/BondEMTN CFSEISIP XS2348551073/0D/TAUX/17/05/2027	17/05/2027	EUR	-1 500 000	-1 500 000	
XS2348551156	Issuance/BondEMTN CFSEISIP XS2348551156/0D/TAUX/26/05/2025	26/05/2025	EUR	-3 300 000	-3 300 000	
XS2348551230	Issuance/BondEMTN CFSEISIP XS2348551230/0D/TAUX/19/05/2027	19/05/2027	EUR	-2 000 000	-2 000 000	
XS2348551586	Issuance/BondEMTN CFSEISIP XS2348551586/0D/TAUX/28/06/2027	28/06/2027	EUR	-250 000	-250 000	
XS2348555652	Issuance/BondEMTN CFSEISIP XS2348555652/0D/TAUX/10/03/2023	10/03/2023	EUR	-1 000 000	-1 000 000	
XS2348555900	Issuance/BondEMTN CFSEISIP XS2348555900/0D/TAUX/17/03/2025	17/03/2025	EUR	-2 000 000	-2 000 000	
XS2348556973	Issuance/BondEMTN CFSEISIP XS2348556973/0D/TAUX/31/03/2023	31/03/2023	EUR	-2 000 000	-2 000 000	
XS2348777470	Issuance/BondEMTN CFSEISIP XS2348777470/0D/TAUX/25/03/2026	25/03/2026	EUR	-2 000 000	-2 000 000	
XS2348777553	Issuance/BondEMTN CFSEISIP XS2348777553/0D/TAUX/29/03/2023	29/03/2023	EUR	-1 000 000	-1 000 000	
XS2348777637	Issuance/BondEMTN CFSEISIP XS2348777637/0D/TAUX/01/04/2026	01/04/2026	EUR	-2 000 000	-2 000 000	
XS2348778288	Issuance/BondEMTN CFSEISIP XS2348778288/0D/TAUX/11/04/2023	11/04/2023	EUR	-5 500 000	-5 500 000	
XS2348778445	Issuance/BondEMTN CFSEISIP XS2348778445/0D/TAUX/12/04/2023	12/04/2023	EUR	-3 000 000	-3 000 000	
XS2348778528	Issuance/BondEMTN CFSEISIP XS2348778528/0D/TAUX/02/04/2024	02/04/2024	EUR	-2 000 000	-2 000 000	
XS2348778791	Issuance/BondEMTN CFSEISIP XS2348778791/0D/TAUX/02/04/2024	02/04/2024	EUR	-2 000 000	-2 000 000	
XS2348778874	Issuance/BondEMTN CFSEISIP XS2348778874/0D/TAUX/02/04/2024	02/04/2024	EUR	-2 000 000	-2 000 000	
XS2348778957	Issuance/BondEMTN CFSEISIP XS2348778957/0D/TAUX/02/04/2024	02/04/2024	EUR	-2 000 000	-2 000 000	
XS2348779252	Issuance/BondEMTN CFSEISIP XS2348779252/0D/TAUX/31/12/2099	14/04/2023	EUR	-3 000 000	-3 000 000	
XS2348781233	Issuance/BondEMTN CFSEISIP XS2348781233/0D/TAUX/12/05/2028	12/05/2028	EUR	-3 000 000	-3 000 000	
XS2348781316	Issuance/BondEMTN CFSEISIP XS2348781316/0D/TAUX/07/04/2025	07/04/2025	EUR	-4 500 000	-4 500 000	
XS2348782637	Issuance/BondEMTN CFSEISIP XS2348782637/0D/TAUX/25/04/2023	25/04/2023	EUR	-1 500 000	-1 500 000	
XS2348782710	Issuance/BondEMTN CFSEISIP XS2348782710/0D/TAUX/27/04/2026	27/04/2026	EUR	-1 000 000	-1 000 000	
XS2348782801	Issuance/BondEMTN CFSEISIP XS2348782801/0D/TAUX/25/04/2023	25/04/2023	EUR	-1 500 000	-1 500 000	
XS2348782983	Issuance/BondEMTN CFSEISIP XS2348782983/0D/TAUX/23/10/2023	23/10/2023	EUR	-1 000 000	-1 000 000	
XS2348784765	Issuance/BondEMTN CFSEISIP XS2348784765/0D/TAUX/04/05/2023	04/05/2023	EUR	-1 000 000	-1 000 000	
XS2348784849	Issuance/BondEMTN CFSEISIP XS2348784849/0D/TAUX/04/05/2023	04/05/2023	EUR	-1 000 000	-1 000 000	
XS2348784922	Issuance/BondEMTN CFSEISIP XS2348784922/0D/TAUX/09/05/2023	09/05/2023	EUR	-2 000 000	-2 000 000	
XS2348785143	Issuance/BondEMTN CFSEISIP XS2348785143/0D/TAUX/11/05/2026	11/05/2026	EUR	-3 000 000	-3 000 000	
XS2348785499	Issuance/BondEMTN CFSEISIP XS2348785499/0D/TAUX/04/05/2026	04/05/2026	EUR	-2 000 000	-2 000 000	
XS2348785572	Issuance/BondEMTN CFSEISIP XS2348785572/0D/TAUX/12/05/2023	12/05/2023	EUR	-1 500 000	-1 500 000	
XS2348785903	Issuance/BondEMTN CFSEISIP XS2348785903/0D/TAUX/14/06/2028	14/06/2028	EUR	-3 000 000	-3 000 000	
XS2367355240	Issuance/BondEMTN CFSEISIP XS2367355240/0D/TAUX/16/05/2023	16/05/2023	EUR	-1 500 000	-1 500 000	
XS2367355596	Issuance/BondEMTN CFSEISIP XS2367355596/0D/TAUX/19/05/2026	19/05/2026	EUR	-2 000 000	-2 000 000	
XS2367355836	Issuance/BondEMTN CFSEISIP XS2367355836/0D/TAUX/20/05/2026	20/05/2026	EUR	-2 500 000	-2 500 000	
XS2367356214	Issuance/BondEMTN CFSEISIP XS2367356214/0D/TAUX/20/11/2023	20/11/2023	EUR	-3 000 000	-3 000 000	
XS2367357295	Issuance/BondEMTN CFSEISIP XS2367357295/0D/TAUX/25/05/2026	25/05/2026	EUR	-1 500 000	-1 500 000	
XS2367360083	Issuance/BondEMTN CFSEISIP XS2367360083/0D/TAUX/27/11/2023	27/11/2023	EUR	-5 000 000	-5 000 000	
XS2367361057	Issuance/BondEMTN CFSEISIP XS2367361057/0D/TAUX/31/05/2023	31/05/2023	EUR	-1 500 000	-1 500 000	
XS2367361990	Issuance/BondEMTN CFSEISIP XS2367361990/0D/TAUX/02/06/2023	02/06/2023	EUR	-2 000 000	-2 000 000	
XS2367362022	Issuance/BondEMTN CFSEISIP XS2367362022/0D/TAUX/04/12/2023	04/12/2023	EUR	-1 000 000	-1 000 000	
XS2367362295	Issuance/BondEMTN CFSEISIP XS2367362295/0D/TAUX/05/06/2023	05/06/2023	EUR	-1 000 000	-1 000 000	
XS2367368656	Issuance/BondEMTN CFSEISIP XS2367368656/0D/TAUX/24/06/2024	24/06/2024	EUR	-1 000 000	-1 000 000	
XS2367369209	Issuance/BondEMTN CFSEISIP XS2367369209/0D/TAUX/29/12/2023	29/12/2023	EUR	-7 000 000	-7 000 000	
XS2367369464	Issuance/BondEMTN CFSEISIP XS2367369464/0D/TAUX/21/06/2024	21/06/2024	EUR	-2 500 000	-2 500 000	
XS2367369894	Issuance/BondEMTN CFSEISIP XS2367369894/0D/TAUX/30/12/2022	30/12/2022	EUR	-6 000 000	-6 000 000	
XS2367370470	Issuance/BondEMTN CFSOLIP XS2367370470/0D/TAUX/30/06/2025	30/06/2025	EUR	-1 000 000	-1 000 000	
			TOTAL	EUR	-4 004 013 039	-4 004 013 039

XS1279282237	Issuance/BondEMTN CFSOLIP XS1279282237/0D/TAUX/16/11/2022	16/11/2022	GBP	-900 000	-1 045 652
XS1754492723	Issuance/BondCFSFRPP2 EMTN/0D/30/06/2023/3.1%	30/06/2023	GBP	-2 000 000	-2 323 670
XS1754493291	Issuance/BondCFSFRPP2 EMTN/0D/TAUX/30/06/2023	30/06/2023	GBP	-270 000	-313 695
XS1803955399	Issuance/BondCFSFRPP2 EMTN/0D/TAUX/30/06/2023	30/06/2023	GBP	-4 249 750	-4 937 509
XS1883110329	Issuance/BondCFSFRPP2 EMTN/0D/TAUX/30/12/2023	30/12/2023	GBP	-650 000	-755 193
XS1923112681	Issuance/BondCFSFRPP2 EMTN/0D/TAUX/05/07/2024	05/07/2024	GBP	-500 000	-580 918

CREDIT AGRICOLE CIB FINANCIAL SOLUTIONS
 Half yearly Financial Report for the period ended June, 30 2022

ISIN	Nickname	Maturity	CCY	Notionnel in currency	CVEUR in EUR
XS1923113655	Issuance/BondCFSFRPP2 EMTN/0D/TAUX/05/07/2024	05/07/2024	GBP	-500 000	-580 918
XS1923117722	Issuance/BondCFSFRPP2 EMTN/0D/TAUX/05/07/2024	05/07/2024	GBP	-500 000	-580 918
XS1962151665	Issuance/BondEMTN CFSSOLIP XS1962151665/0D/TAUX/08/07/2024	08/07/2024	GBP	-500 000	-580 918
XS1962157860	Issuance/BondEMTN FSBOKEIS XS1962157860/0D/TAUX/30/01/2026	30/01/2026	GBP	-15 450 000	-17 950 352
XS1962168982	Issuance/BondCFSFRPP2 EMTN/0D/TAUX/05/07/2024	05/07/2024	GBP	-1 410 000	-1 638 187
XS1996599103	Issuance/BondEMTN CFSSOLIP XS1996599103/0D/TAUX/08/11/2022	08/11/2022	GBP	-1 000 000	-1 161 835
XS2053769688	Issuance/BondCFSFRPP2 EMTN/0D/TAUX/30/12/2022	30/12/2022	GBP	-5 000 000	-5 809 175
XS2053769761	Issuance/BondCFSFRPP2 EMTN/0D/TAUX/30/12/2022	30/12/2022	GBP	-5 000 000	-5 809 175
XS2053769845	Issuance/BondCFSFRPP2 EMTN/0D/TAUX/30/12/2022	30/12/2022	GBP	-5 000 000	-5 809 175
XS2053773102	Issuance/BondEMTN FSBOKEIS XS2053773102/0D/TAUX/10/07/2028	10/07/2028	GBP	-1 002 621	-1 164 880
XS2053776972	Issuance/BondEMTN FSBOKEIS XS2053776972/0D/TAUX/12/08/2026	12/08/2026	GBP	-454 000	-527 473
XS2053791427	Issuance/BondEMTN FSBOKEIS XS2053791427/0D/TAUX/06/08/2025	06/08/2025	GBP	-1 000 000	-1 161 835
XS2149707080	Issuance/BondEMTN FSBOKEIS XS2149707080/0D/TAUX/22/10/2026	22/10/2026	GBP	-1 000 000	-1 161 835
XS2149715182	Issuance/BondEMTN FSBOKEIS XS2149715182/0D/TAUX/04/12/2023	04/12/2023	GBP	-700 000	-813 285
XS2149721743	Issuance/BondEMTN FSBOKEIS XS2149721743/0D/TAUX/09/01/2029	09/01/2029	GBP	-151 100	-175 553
XS2149722394	Issuance/BondEMTN FSBOKEIS XS2149722394/0D/TAUX/22/01/2027	22/01/2027	GBP	-368 900	-428 601
XS2149723368	Issuance/BondEMTN FSBOKEIS XS2149723368/0D/TAUX/05/02/2029	05/02/2029	GBP	-290 500	-337 513
XS2149727435	Issuance/BondEMTN FSBOKEIS XS2149727435/0D/TAUX/12/02/2027	12/02/2027	GBP	-1 006 000	-1 168 806
XS2149728326	Issuance/BondEMTN FSBOKEIS XS2149728326/0D/TAUX/26/02/2027	26/02/2027	GBP	-1 101 000	-1 279 180
XS2201335168	Issuance/BondEMTN FSBOKEIS XS2201335168/0D/TAUX/06/04/2027	06/04/2027	GBP	-121 607	-141 287
XS2201336729	Issuance/BondEMTN FSBOKEIS XS2201336729/0D/TAUX/12/03/2027	12/03/2027	GBP	-1 195 000	-1 388 393
XS2201340325	Issuance/BondEMTN FSBOKEIS XS2201340325/0D/TAUX/12/04/2027	12/04/2027	GBP	-853 000	-991 045
XS2201341133	Issuance/BondEMTN FSBOKEIS XS2201341133/0D/TAUX/02/04/2031	02/04/2031	GBP	-778 000	-903 908
XS2201342297	Issuance/BondEMTN FSBOKEIS XS2201342297/0D/TAUX/02/05/2028	02/05/2028	GBP	-1 154 331	-1 341 142
XS2201347684	Issuance/BondEMTN FSBOKEIS XS2201347684/0D/TAUX/14/04/2027	14/04/2027	GBP	-2 000 000	-2 323 670
XS2201348906	Issuance/BondEMTN FSBOKEIS XS2201348906/0D/TAUX/07/04/2027	07/04/2027	GBP	-1 250 000	-1 452 294
XS2201349979	Issuance/BondEMTN FSBOKEIS XS2201349979/0D/TAUX/03/04/2028	03/04/2028	GBP	-1 200 000	-1 394 202
XS2201353906	Issuance/BondEMTN FSBOKEIS XS2201353906/0D/TAUX/07/05/2027	07/05/2027	GBP	-103 000	-119 669
XS2201354037	Issuance/BondEMTN FSBOKEIS XS2201354037/0D/TAUX/09/05/2028	09/05/2028	GBP	-997 000	-1 158 350
XS2201354896	Issuance/BondEMTN FSBOKEIS XS2201354896/0D/TAUX/14/06/2029	14/06/2029	GBP	-751 500	-873 119
XS2201355356	Issuance/BondEMTN FSBOKEIS XS2201355356/0D/TAUX/21/05/2027	21/05/2027	GBP	-900 000	-1 045 652
XS2201356081	Issuance/BondEMTN FSBOKEIS XS2201356081/0D/TAUX/05/05/2028	05/05/2028	GBP	-451 086	-524 088
XS2201356750	Issuance/BondEMTN CFSEISIP XS2201356750/0D/TAUX/14/05/2027	14/05/2027	GBP	-1 934 000	-2 246 989
XS2201363707	Issuance/BondEMTN CFSEISIP XS2201363707/0D/TAUX/28/06/2028	28/06/2028	GBP	-3 008 400	-3 495 265
XS2268489833	Issuance/BondEMTN CFSEISIP XS2268489833/0D/TAUX/30/05/2028	30/05/2028	GBP	-800 000	-929 468
XS2268491490	Issuance/BondEMTN CFSEISIP XS2268491490/0D/TAUX/11/06/2027	11/06/2027	GBP	-4 050 000	-4 705 432
XS2268492548	Issuance/BondEMTN CFSEISIP XS2268492548/0D/TAUX/14/06/2027	14/06/2027	GBP	-293 000	-340 418
XS2268493868	Issuance/BondCFSFRPP2 EMTN/0D/TAUX/10/05/2026	10/05/2026	GBP	-2 000 000	-2 323 670
XS2268496705	Issuance/BondEMTN CFSEISIP XS2268496705/0D/TAUX/02/06/2026	02/06/2026	GBP	-2 000 000	-2 323 670
XS2268497851	Issuance/BondEMTN CFSEISIP XS2268497851/0D/TAUX/09/06/2023	09/06/2023	GBP	-1 650 000	-1 917 028
XS2268498156	Issuance/BondEMTN CFSEISIP XS2268498156/0D/TAUX/09/07/2027	09/07/2027	GBP	-158 000	-183 570
XS2268498313	Issuance/BondEMTN CFSEISIP XS2268498313/0D/TAUX/10/06/2027	10/06/2027	GBP	-5 600 000	-6 506 276
XS2268498586	Issuance/BondEMTN CFSEISIP XS2268498586/0D/TAUX/09/07/2027	09/07/2027	GBP	-2 247 000	-2 610 643
XS2268508053	Issuance/BondEMTN CFSEISIP XS2268508053/0D/TAUX/01/07/2024	01/07/2024	GBP	-600 000	-697 101
XS2268519761	Issuance/BondEMTN CFSEISIP XS2268519761/0D/TAUX/13/08/2027	13/08/2027	GBP	-2 970 000	-3 450 650
XS2268522047	Issuance/BondEMTN CFSEISIP XS2268522047/0D/TAUX/22/07/2024	22/07/2024	GBP	-2 000 000	-2 323 670
XS2268522476	Issuance/BondEMTN CFSEISIP XS2268522476/0D/TAUX/22/07/2024	22/07/2024	GBP	-650 000	-755 193
XS2268525495	Issuance/BondEMTN CFSEISIP XS2268525495/0D/TAUX/07/09/2027	07/09/2027	GBP	-665 000	-772 620
XS2268525735	Issuance/BondEMTN CFSEISIP XS2268525735/0D/TAUX/30/01/2023	30/01/2023	GBP	-250 000	-290 459
XS2268525818	Issuance/BondEMTN CFSEISIP XS2268525818/0D/TAUX/30/01/2023	30/01/2023	GBP	-250 000	-290 459
XS2268528168	Issuance/BondEMTN CFSEISIP XS2268528168/0D/TAUX/31/10/2022	31/10/2022	GBP	-1 500 000	-1 742 753
XS2268528325	Issuance/BondEMTN CFSEISIP XS2268528325/0D/TAUX/08/09/2026	08/09/2026	GBP	-164 000	-190 541
XS2268529646	Issuance/BondEMTN CFSEISIP XS2268529646/0D/TAUX/13/08/2029	13/08/2029	GBP	-500 000	-580 918
XS2268529992	Issuance/BondEMTN CFSEISIP XS2268529992/0D/TAUX/06/08/2024	06/08/2024	GBP	-6 265 000	-7 278 897
XS2268530149	Issuance/BondEMTN CFSEISIP XS2268530149/0D/TAUX/15/09/2027	15/09/2027	GBP	-2 295 000	-2 666 411
XS2299244272	Issuance/BondEMTN CFSEISIP XS2299244272/0D/TAUX/28/08/2025	28/08/2025	GBP	-5 000 000	-5 809 175
XS2299244355	Issuance/BondEMTN CFSEISIP XS2299244355/0D/TAUX/08/10/2026	08/10/2026	GBP	-293 000	-340 418
XS2299244785	Issuance/BondEMTN CFSEISIP XS2299244785/0D/TAUX/08/09/2025	08/09/2025	GBP	-1 000 000	-1 161 835
XS2299245329	Issuance/BondEMTN CFSEISIP XS2299245329/0D/TAUX/12/09/2022	12/09/2022	GBP	-500 000	-580 918
XS2299247291	Issuance/BondEMTN CFSEISIP XS2299247291/0D/TAUX/16/03/2023	16/03/2023	GBP	-2 000 000	-2 323 670
XS2299250915	Issuance/BondEMTN CFSEISIP XS2299250915/0D/TAUX/21/10/2027	21/10/2027	GBP	-4 000 000	-4 647 340
XS2299253935	Issuance/BondEMTN CFSEISIP XS2299253935/0D/TAUX/03/11/2027	03/11/2027	GBP	-749 000	-870 214
XS2299254073	Issuance/BondEMTN CFSEISIP XS2299254073/0D/TAUX/04/10/2022	04/10/2022	GBP	-1 000 000	-1 161 835
XS2299255047	Issuance/BondEMTN CFSEISIP XS2299255047/0D/TAUX/05/11/2026	05/11/2026	GBP	-700 000	-813 285
XS2299255989	Issuance/BondEMTN CFSEISIP XS2299255989/0D/TAUX/07/10/2024	07/10/2024	GBP	-1 000 000	-1 161 835
XS2299256011	Issuance/BondEMTN CFSEISIP XS2299256011/0D/TAUX/30/03/2023	30/03/2023	GBP	-300 000	-348 551
XS2299260559	Issuance/BondEMTN CFSEISIP XS2299260559/0D/TAUX/23/11/2027	23/11/2027	GBP	-1 900 000	-2 207 487
XS2299261011	Issuance/BondEMTN CFSEISIP XS2299261011/0D/TAUX/20/10/2023	20/10/2023	GBP	-1 000 000	-1 161 835
XS2299261284	Issuance/BondEMTN CFSEISIP XS2299261284/0D/TAUX/19/10/2023	19/10/2023	GBP	-750 000	-871 376
XS2299261441	Issuance/BondEMTN CFSEISIP XS2299261441/0D/TAUX/26/11/2027	26/11/2027	GBP	-3 000 000	-3 485 505
XS2299262175	Issuance/BondEMTN CFSEISIP XS2299262175/0D/TAUX/15/10/2026	15/10/2026	GBP	-2 000 000	-2 323 670
XS2299267646	Issuance/BondEMTN CFSEISIP XS2299267646/0D/TAUX/17/12/2027	17/12/2027	GBP	-2 206 000	-2 563 008
XS2316240311	Issuance/BondEMTN CFSEISIP XS2316240311/0D/TAUX/03/12/2025	03/12/2025	GBP	-2 000 000	-2 323 670
XS2316241632	Issuance/BondEMTN CFSEISIP XS2316241632/0D/TAUX/07/12/2026	07/12/2026	GBP	-1 000 000	-1 161 835
XS2316241715	Issuance/BondEMTN CFSEISIP XS2316241715/0D/TAUX/09/12/2024	09/12/2024	GBP	-1 000 000	-1 161 835

CREDIT AGRICOLE CIB FINANCIAL SOLUTIONS
Half yearly Financial Report for the period ended June, 30 2022

ISIN	Nickname	Maturity	CCY	Notionnel in currency	CVEUR in EUR
XS2316241806	Issuance/BondEMTN CFSEISIP XS2316241806/0D/TAUX/09/12/2024	09/12/2024	GBP	-1 000 000	-1 161 835
XS2316242101	Issuance/BondEMTN CFSEISIP XS2316242101/0D/TAUX/28/01/2028	28/01/2028	GBP	-5 500 000	-6 390 093
XS2316242523	Issuance/BondEMTN CFSEISIP XS2316242523/0D/TAUX/17/12/2025	17/12/2025	GBP	-1 000 000	-1 161 835
XS2316247084	Issuance/BondEMTN CFSEISIP XS2316247084/0D/TAUX/15/12/2025	15/12/2025	GBP	-2 300 000	-2 672 221
XS2316247167	Issuance/BondEMTN CFSEISIP XS2316247167/0D/TAUX/13/12/2024	13/12/2024	GBP	-500 000	-580 918
XS2316247837	Issuance/BondEMTN CFSEISIP XS2316247837/0D/TAUX/22/12/2025	22/12/2025	GBP	-1 100 000	-1 278 019
XS2316248058	Issuance/BondEMTN CFSEISIP XS2316248058/0D/TAUX/14/12/2023	14/12/2023	GBP	-500 000	-580 918
XS2316249379	Issuance/BondEMTN CFSEISIP XS2316249379/0D/TAUX/22/12/2025	22/12/2025	GBP	-1 000 000	-1 161 835
XS2316259923	Issuance/BondEMTN CFSEISIP XS2316259923/0D/TAUX/13/01/2027	13/01/2027	GBP	-1 000 000	-1 161 835
XS2316260004	Issuance/BondEMTN CFSEISIP XS2316260004/0D/TAUX/13/01/2027	13/01/2027	GBP	-1 000 000	-1 161 835
XS2316260426	Issuance/BondEMTN CFSEISIP XS2316260426/0D/TAUX/21/01/2025	21/01/2025	GBP	-5 000 000	-5 809 175
XS2316260939	Issuance/BondEMTN CFSEISIP XS2316260939/0D/TAUX/20/01/2023	20/01/2023	GBP	-1 500 000	-1 742 753
XS2316261580	Issuance/BondEMTN CFSEISIP XS2316261580/0D/TAUX/03/03/2028	03/03/2028	GBP	-5 000 000	-5 809 175
XS2316263362	Issuance/BondEMTN CFSEISIP XS2316263362/0D/TAUX/28/01/2025	28/01/2025	GBP	-1 000 000	-1 161 835
XS2316264501	Issuance/BondEMTN CFSEISIP XS2316264501/0D/TAUX/08/02/2023	08/02/2023	GBP	-1 000 000	-1 161 835
XS2316264683	Issuance/BondEMTN CFSEISIP XS2316264683/0D/TAUX/09/02/2026	09/02/2026	GBP	-1 000 000	-1 161 835
XS2316264840	Issuance/BondEMTN CFSEISIP XS2316264840/0D/TAUX/01/02/2027	01/02/2027	GBP	-2 000 000	-2 323 670
XS2316266894	Issuance/BondEMTN CFSEISIP XS2316266894/0D/TAUX/10/02/2026	10/02/2026	GBP	-1 000 000	-1 161 835
XS2316268320	Issuance/BondEMTN CFSEISIP XS2316268320/0D/TAUX/01/04/2027	01/04/2027	GBP	-176 000	-204 483
XS2316270813	Issuance/BondEMTN CFSEISIP XS2316270813/0D/TAUX/15/02/2027	15/02/2027	GBP	-3 000 000	-3 485 505
XS2348544888	Issuance/BondEMTN CFSEISIP XS2348544888/0D/TAUX/25/01/2023	25/01/2023	GBP	-3 000 000	-3 485 505
XS2348545422	Issuance/BondEMTN CFSEISIP XS2348545422/0D/TAUX/30/03/2028	30/03/2028	GBP	-7 000 000	-8 132 845
XS2348546313	Issuance/BondEMTN CFSEISIP XS2348546313/0D/TAUX/18/04/2028	18/04/2028	GBP	-5 500 000	-6 390 093
XS2348548525	Issuance/BondEMTN CFSEISIP XS2348548525/0D/TAUX/11/03/2026	11/03/2026	GBP	-1 000 000	-1 161 835
XS2348550265	Issuance/BondEMTN CFSEISIP XS2348550265/0D/TAUX/09/06/2023	09/06/2023	GBP	-2 000 000	-2 323 670
XS234855140	Issuance/BondEMTN CFSEISIP XS234855140/0D/TAUX/09/06/2023	09/06/2023	GBP	-2 000 000	-2 323 670
XS2348558326	Issuance/BondEMTN CFSEISIP XS2348558326/0D/TAUX/25/03/2026	25/03/2026	GBP	-2 000 000	-2 323 670
XS2348779096	Issuance/BondEMTN CFSEISIP XS2348779096/8M/TAUX/12/12/2022	12/12/2022	GBP	-1 500 000	-1 742 753
XS2348781159	Issuance/BondEMTN CFSEISIP XS2348781159/0D/TAUX/12/05/2028	12/05/2028	GBP	-4 000 000	-4 647 340
XS2348784419	Issuance/BondEMTN CFSEISIP XS2348784419/0D/TAUX/13/06/2028	13/06/2028	GBP	-3 000 000	-3 485 505
XS2348785812	Issuance/BondEMTN CFSEISIP XS2348785812/0D/TAUX/14/06/2028	14/06/2028	GBP	-3 000 000	-3 485 505
XS2348786117	Issuance/BondEMTN CFSEISIP XS2348786117/0D/TAUX/27/05/2027	27/05/2027	GBP	-1 500 000	-1 742 753
XS2367355679	Issuance/BondEMTN CFSEISIP XS2367355679/0D/TAUX/11/05/2026	11/05/2026	GBP	-1 000 000	-1 161 835
XS2367356305	Issuance/BondEMTN CFSEISIP XS2367356305/0D/TAUX/18/05/2026	18/05/2026	GBP	-2 500 000	-2 904 588
XS2367356487	Issuance/BondEMTN CFSEISIP XS2367356487/0D/TAUX/26/05/2026	26/05/2026	GBP	-2 000 000	-2 323 670
XS2367356990	Issuance/BondEMTN CFSEISIP XS2367356990/0D/TAUX/17/05/2027	17/05/2027	GBP	-2 500 000	-2 904 588
XS2367360240	Issuance/BondEMTN CFSEISIP XS2367360240/0D/TAUX/20/05/2030	20/05/2030	GBP	-1 000 000	-1 161 835
XS2367361560	Issuance/BondEMTN CFSEISIP XS2367361560/0D/TAUX/26/05/2026	26/05/2026	GBP	-2 000 000	-2 323 670
XS2367361727	Issuance/BondEMTN CFSEISIP XS2367361727/0D/TAUX/04/12/2023	04/12/2023	GBP	-2 000 000	-2 323 670
XS2367367765	Issuance/BondEMTN CFSEISIP XS2367367765/0D/TAUX/16/06/2025	16/06/2025	GBP	-2 000 000	-2 323 670
XS2367368144	Issuance/BondEMTN CFSEISIP XS2367368144/0D/TAUX/22/06/2027	22/06/2027	GBP	-1 500 000	-1 742 753
XS2367368730	Issuance/BondEMTN CFSEISIP XS2367368730/0D/TAUX/30/06/2026	30/06/2026	GBP	-2 000 000	-2 323 670
	TOTAL		GBP	-224 581 795	-260 927 004

XS1022014267	Issuance/BondCFSFRPP2 EMTN/0D/TAUX/05/02/2024	05/02/2024	JPY	-50 000 000	-352 123
XS1045210025	Issuance/BondCFSFRPP2 EMTN/0D/27/03/2024/2.5%	27/03/2024	JPY	-500 000 000	-3 521 235
XS1046807985	Issuance/BondCFSFRPP2 EMTN/0D/TAUX/26/03/2024	26/03/2024	JPY	-100 000 000	-704 247
XS1050922886	Issuance/BondCFSFRPP2 EMTN/0D/27/03/2024/2.12%	27/03/2024	JPY	-200 000 000	-1 408 494
XS1107460757	Issuance/BondCFSFRPP2 EMTN/0D/TAUX/27/09/2024	27/09/2024	JPY	-100 000 000	-704 247
XS1113237470	Issuance/BondCFSFRPP2 EMTN/0D/TAUX/27/09/2024	27/09/2024	JPY	-700 000 000	-4 929 729
XS1114185785	Issuance/BondCFSFRPP2 EMTN/0D/TAUX/27/09/2024	27/09/2024	JPY	-100 000 000	-704 247
XS1148393611	Issuance/BondCFSFRPP2 EMTN/0D/27/12/2024/1.8%	27/12/2024	JPY	-100 000 000	-704 247
XS1157729960	Issuance/BondCFSFRPP2 EMTN/0D/27/12/2024/1.4%	27/12/2024	JPY	-400 000 000	-2 816 988
XS1181318863	Issuance/BondCFSFRPP2 EMTN/0D/27/12/2024/1.6%	27/12/2024	JPY	-100 000 000	-704 247
XS1189687608	Issuance/BondCFSFRPP2 EMTN/0D/TAUX/27/03/2025	27/03/2025	JPY	-100 000 000	-704 247
XS1207411445	Issuance/BondCFSFRPP2 EMTN/0D/27/03/2025/1.1%	27/03/2025	JPY	-100 000 000	-704 247
XS1207471423	Issuance/BondCFSFRPP2 EMTN/0D/27/03/2025/1.1%	27/03/2025	JPY	-100 000 000	-704 247
XS1217990578	Issuance/BondCFSFRPP2 EMTN/0D/27/06/2025/3.1%	27/06/2025	JPY	-300 000 000	-2 112 741
XS1224404357	Issuance/BondCFSFRPP2 EMTN/0D/27/03/2025/1.51%	27/03/2025	JPY	-100 000 000	-704 247
XS1224621026	Issuance/BondCFSFRPP2 EMTN/0D/27/03/2025/1.22%	27/03/2025	JPY	-100 000 000	-704 247
XS1279281692	Issuance/BondCFSFRPP2 EMTN/0D/28/12/2022/1.53%	28/12/2022	JPY	-100 000 000	-704 247
XS1279283474	Issuance/BondCFSFRPP2 EMTN/0D/TAUX/30/12/2025	30/12/2025	JPY	-1 000 000 000	-7 042 469
XS1279286907	Issuance/BondCFSFRPP2 EMTN/0D/29/12/2025/1.85%	29/12/2025	JPY	-300 000 000	-2 112 741
XS1279287111	Issuance/BondCFSFRPP2 EMTN/0D/29/12/2022/2.05%	29/12/2022	JPY	-100 000 000	-704 247
XS1279288275	Issuance/BondCFSFRPP2 EMTN/0D/29/12/2025/2%	29/12/2025	JPY	-200 000 000	-1 408 494
XS1279288358	Issuance/BondCFSFRPP2 EMTN/0D/TAUX/28/12/2022	28/12/2022	JPY	-500 000 000	-3 521 235
XS1279289919	Issuance/BondCFSFRPP2 EMTN/0D/29/12/2022/1.55%	29/12/2022	JPY	-100 000 000	-704 247
XS1279290412	Issuance/BondCFSFRPP2 EMTN/0D/28/12/2022/2.2%	28/12/2022	JPY	-1 000 000 000	-7 042 469
XS1280159572	Issuance/BondCFSFRPP2 EMTN/0D/27/09/2023/1.05%	27/09/2023	JPY	-100 000 000	-704 247
XS1287781956	Issuance/BondCFSFRPP2 EMTN/0D/27/09/2023/1.06%	27/09/2023	JPY	-100 000 000	-704 247
XS1291161534	Issuance/BondCFSFRPP2 EMTN/0D/TAUX/30/09/2025	30/09/2025	JPY	-1 000 000 000	-7 042 469
XS1300964258	Issuance/BondCFSFRPP2 EMTN/0D/29/12/2025/1.15%	29/12/2025	JPY	-200 000 000	-1 408 494
XS1303827627	Issuance/BondCFSFRPP2 EMTN/0D/29/12/2025/1.3%	29/12/2025	JPY	-200 000 000	-1 408 494
XS1334477251	Issuance/BondCFSFRPP2 EMTN/0D/28/12/2022/1.6%	28/12/2022	JPY	-100 000 000	-704 247

CREDIT AGRICOLE CIB FINANCIAL SOLUTIONS
Half yearly Financial Report for the period ended June, 30 2022

ISIN	Nickname	Maturity	CCY	Notionnel in currency	CVEUR in EUR
XS1334776751	Issuance/BondCFSFRPP2 EMTN/0D/29/12/2025/1.7%	29/12/2025	JPY	-100 000 000	-704 247
XS1334780514	Issuance/BondCFSFRPP2 EMTN/0D/30/06/2026/0.8%	30/06/2026	JPY	-2 000 000 000	-14 084 939
XS1334780605	Issuance/BondCFSFRPP2 EMTN/0D/27/06/2023/1.06%	27/06/2023	JPY	-1 000 000 000	-7 042 469
XS1334782130	Issuance/BondCFSFRPP2 EMTN/0D/27/06/2023/1.02%	27/06/2023	JPY	-100 000 000	-704 247
XS1334783294	Issuance/BondCFSFRPP2 EMTN/0D/29/06/2023/1.4%	29/06/2023	JPY	-100 000 000	-704 247
XS1334783377	Issuance/BondCFSFRPP2 EMTN/0D/28/06/2023/1%	28/06/2023	JPY	-100 000 000	-704 247
XS1367208722	Issuance/BondCFSFRPP2 EMTN/0D/28/06/2023/1.04%	28/06/2023	JPY	-200 000 000	-1 408 494
XS1367208995	Issuance/BondCFSFRPP2 EMTN/0D/28/06/2023/0.93%	28/06/2023	JPY	-100 000 000	-704 247
XS1367209613	Issuance/BondCFSFRPP2 EMTN/0D/29/06/2026/2.5%	29/06/2026	JPY	-100 000 000	-704 247
XS1367211866	Issuance/BondCFSFRPP2 EMTN/0D/27/06/2023/1.7%	27/06/2023	JPY	-100 000 000	-704 247
XS1367211940	Issuance/BondCFSFRPP2 EMTN/0D/29/06/2026/2.1%	29/06/2026	JPY	-100 000 000	-704 247
XS1367212245	Issuance/BondCFSFRPP2 EMTN/0D/29/12/2025/0.84%	29/12/2025	JPY	-100 000 000	-704 247
XS1367212328	Issuance/BondCFSFRPP2 EMTN/0D/29/12/2025/0.87%	29/12/2025	JPY	-100 000 000	-704 247
XS1367213219	Issuance/BondCFSFRPP2 EMTN/0D/TAUX/22/06/2026	22/06/2026	JPY	-1 000 000 000	-7 042 469
XS1367216071	Issuance/BondCFSFRPP2 EMTN/0D/27/06/2023/1.15%	27/06/2023	JPY	-1 000 000 000	-7 042 469
XS1367217988	Issuance/BondCFSFRPP2 EMTN/0D/TAUX/15/07/2026	15/07/2026	JPY	-500 000 000	-3 521 235
XS1367218523	Issuance/BondCFSFRPP2 EMTN/0D/29/06/2026/0.8%	29/06/2026	JPY	-100 000 000	-704 247
XS1367218796	Issuance/BondCFSFRPP2 EMTN/0D/29/06/2026/1.06%	29/06/2026	JPY	-500 000 000	-3 521 235
XS1367218952	Issuance/BondCFSFRPP2 EMTN/0D/29/06/2026/1.06%	29/06/2026	JPY	-500 000 000	-3 521 235
XS1367219091	Issuance/BondCFSFRPP2 EMTN/0D/29/06/2026/1.01%	29/06/2026	JPY	-100 000 000	-704 247
XS1367219331	Issuance/BondCFSFRPP2 EMTN/0D/26/06/2026/1.45%	26/06/2026	JPY	-500 000 000	-3 521 235
XS1367219414	Issuance/BondCFSFRPP2 EMTN/0D/30/06/2031/0.6%	30/06/2031	JPY	-2 000 000 000	-14 084 939
XS1367219844	Issuance/BondCFSFRPP2 EMTN/0D/26/06/2026/2.2%	26/06/2026	JPY	-300 000 000	-2 112 741
XS1417394688	Issuance/BondCFSFRPP2 EMTN/0D/TAUX/29/06/2026	29/06/2026	JPY	-100 000 000	-704 247
XS1417395222	Issuance/BondCFSFRPP2 EMTN/0D/TAUX/26/06/2026	26/06/2026	JPY	-500 000 000	-3 521 235
XS1417395651	Issuance/BondCFSFRPP2 EMTN/0D/26/06/2026/1.3%	26/06/2026	JPY	-500 000 000	-3 521 235
XS1417395818	Issuance/BondCFSFRPP2 EMTN/0D/30/06/2026/0.63%	30/06/2026	JPY	-1 000 000 000	-7 042 469
XS1417397277	Issuance/BondCFSFRPP2 EMTN/0D/TAUX/25/08/2028	25/08/2028	JPY	-500 000 000	-3 521 235
XS1417400592	Issuance/BondCFSFRPP2 EMTN/0D/29/06/2026/0.9%	29/06/2026	JPY	-100 000 000	-704 247
XS1417402614	Issuance/BondCFSFRPP2 EMTN/0D/29/12/2026/1.1%	29/12/2026	JPY	-100 000 000	-704 247
XS1417404156	Issuance/BondCFSFRPP2 EMTN/0D/29/12/2026/1%	29/12/2026	JPY	-300 000 000	-2 112 741
XS1457322391	Issuance/BondCFSFRPP2 EMTN/0D/29/12/2026/1.1%	29/12/2026	JPY	-100 000 000	-704 247
XS1457322474	Issuance/BondCFSFRPP2 EMTN/0D/29/12/2026/0.9%	29/12/2026	JPY	-100 000 000	-704 247
XS1457322714	Issuance/BondCFSFRPP2 EMTN/0D/29/12/2026/0.95%	29/12/2026	JPY	-500 000 000	-3 521 235
XS1457325816	Issuance/BondCFSFRPP2 EMTN/0D/29/12/2023/0.9%	29/12/2023	JPY	-100 000 000	-704 247
XS1457325907	Issuance/BondCFSFRPP2 EMTN/0D/TAUX/02/12/2026	02/12/2026	JPY	-100 000 000	-704 247
XS1457326202	Issuance/BondCFSFRPP2 EMTN/0D/29/12/2026/1.1%	29/12/2026	JPY	-300 000 000	-2 112 741
XS1457326541	Issuance/BondCFSFRPP2 EMTN/0D/29/12/2026/0.7%	29/12/2026	JPY	-350 000 000	-2 464 864
XS1457328679	Issuance/BondCFSFRPP2 EMTN/0D/29/12/2026/1.2%	29/12/2026	JPY	-100 000 000	-704 247
XS1457328752	Issuance/BondCFSFRPP2 EMTN/0D/27/12/2023/0.95%	27/12/2023	JPY	-500 000 000	-3 521 235
XS1457328836	Issuance/BondCFSFRPP2 EMTN/0D/27/12/2023/0.6%	27/12/2023	JPY	-200 000 000	-1 408 494
XS1457329305	Issuance/BondCFSFRPP2 EMTN/0D/06/01/2027/1.47%	06/01/2027	JPY	-500 000 000	-3 521 235
XS1457329990	Issuance/BondCFSFRPP2 EMTN/0D/29/12/2026/0.65%	29/12/2026	JPY	-1 500 000 000	-10 563 704
XS1457330063	Issuance/BondCFSFRPP2 EMTN/0D/29/12/2026/0.8%	29/12/2026	JPY	-1 000 000 000	-7 042 469
XS1485002155	Issuance/BondCFSFRPP2 EMTN/0D/27/12/2023/0.82%	27/12/2023	JPY	-100 000 000	-704 247
XS1485002668	Issuance/BondCFSFRPP2 EMTN/0D/29/12/2026/0.83%	29/12/2026	JPY	-1 000 000 000	-7 042 469
XS1485003716	Issuance/BondCFSFRPP2 EMTN/0D/29/12/2026/0.93%	29/12/2026	JPY	-100 000 000	-704 247
XS1485011818	Issuance/BondCFSFRPP2 EMTN/0D/29/12/2026/1.31%	29/12/2026	JPY	-100 000 000	-704 247
XS1517426026	Issuance/BondCFSFRPP2 EMTN/0D/29/12/2025/1%	29/12/2025	JPY	-190 000 000	-1 338 069
XS1517429392	Issuance/BondCFSFRPP2 EMTN/0D/28/06/2024/1.52%	28/06/2024	JPY	-500 000 000	-3 521 235
XS1517429558	Issuance/BondCFSFRPP2 EMTN/0D/28/06/2024/1.1%	28/06/2024	JPY	-1 000 000 000	-7 042 469
XS1517433238	Issuance/BondCFSFRPP2 EMTN/0D/28/12/2022/1%	28/12/2022	JPY	-500 000 000	-3 521 235
XS1517433311	Issuance/BondCFSFRPP2 EMTN/0D/28/06/2027/1.18%	28/06/2027	JPY	-500 000 000	-3 521 235
XS1517433667	Issuance/BondCFSFRPP2 EMTN/0D/TAUX/26/06/2024	26/06/2024	JPY	-100 000 000	-704 247
XS1517433824	Issuance/BondCFSFRPP2 EMTN/0D/TAUX/28/06/2027	28/06/2027	JPY	-200 000 000	-1 408 494
XS1517434475	Issuance/BondCFSFRPP2 EMTN/0D/TAUX/28/06/2027	28/06/2027	JPY	-500 000 000	-3 521 235
XS1517434558	Issuance/BondCFSFRPP2 EMTN/0D/TAUX/28/06/2027	28/06/2027	JPY	-1 000 000 000	-7 042 469
XS1549182217	Issuance/BondCFSFRPP2 EMTN/0D/28/06/2027/1.4%	28/06/2027	JPY	-200 000 000	-1 408 494
XS1549185236	Issuance/BondCFSFRPP2 EMTN/0D/30/06/2023/1.4%	30/06/2023	JPY	-1 000 000 000	-7 042 469
XS1549185400	Issuance/BondCFSFRPP2 EMTN/0D/30/06/2023/1.33%	30/06/2023	JPY	-1 000 000 000	-7 042 469
XS1549187448	Issuance/BondCFSFRPP2 EMTN/0D/TAUX/28/06/2027	28/06/2027	JPY	-100 000 000	-704 247
XS1549187794	Issuance/BondCFSFRPP2 EMTN/0D/TAUX/28/06/2027	28/06/2027	JPY	-300 000 000	-2 112 741
XS1549188412	Issuance/BondCFSFRPP2 EMTN/0D/25/06/2027/1.5%	25/06/2027	JPY	-100 000 000	-704 247
XS1549189907	Issuance/BondCFSFRPP2 EMTN/0D/28/06/2027/1.15%	28/06/2027	JPY	-200 000 000	-1 408 494
XS1549190079	Issuance/BondCFSFRPP2 EMTN/0D/TAUX/25/06/2027	25/06/2027	JPY	-100 000 000	-704 247
XS1549190236	Issuance/BondCFSFRPP2 EMTN/0D/TAUX/28/06/2027	28/06/2027	JPY	-300 000 000	-2 112 741
XS1549192018	Issuance/BondCFSFRPP2 EMTN/0D/28/06/2027/1.83%	28/06/2027	JPY	-500 000 000	-3 521 235
XS1549192281	Issuance/BondCFSFRPP2 EMTN/0D/28/06/2024/1%	28/06/2024	JPY	-100 000 000	-704 247
XS1549192448	Issuance/BondCFSFRPP2 EMTN/0D/28/06/2027/1.52%	28/06/2027	JPY	-100 000 000	-704 247
XS1566925142	Issuance/BondCFSFRPP2 EMTN/0D/28/06/2027/0.9%	28/06/2027	JPY	-100 000 000	-704 247
XS1566925225	Issuance/BondCFSFRPP2 EMTN/0D/28/06/2027/0.9%	28/06/2027	JPY	-100 000 000	-704 247
XS1566925498	Issuance/BondCFSFRPP2 EMTN/0D/28/06/2027/1.45%	28/06/2027	JPY	-500 000 000	-3 521 235
XS1566925654	Issuance/BondCFSFRPP2 EMTN/0D/26/06/2024/1.11%	26/06/2024	JPY	-100 000 000	-704 247
XS1566926207	Issuance/BondCFSFRPP2 EMTN/0D/TAUX/07/07/2022	07/07/2022	JPY	-500 000 000	-3 521 235
XS1566927783	Issuance/BondCFSFRPP2 EMTN/0D/27/06/2024/0.53%	27/06/2024	JPY	-1 000 000 000	-7 042 469

CREDIT AGRICOLE CIB FINANCIAL SOLUTIONS
 Half yearly Financial Report for the period ended June, 30 2022

ISIN	Nickname	Maturity	CCY	Notionnel in currency	CVEUR in EUR
XS1566928088	Issuance/BondCFSFRPP2 EMTN/OD/28/06/2027/1.1%	28/06/2027	JPY	-200 000 000	-1 408 494
XS1566928245	Issuance/BondCFSFRPP2 EMTN/OD/28/06/2027/1.51%	28/06/2027	JPY	-200 000 000	-1 408 494
XS1566934136	Issuance/BondCFSFRPP2 EMTN/OD/28/06/2027/1.2%	28/06/2027	JPY	-100 000 000	-704 247
XS1566934649	Issuance/BondCFSFRPP2 EMTN/OD/28/06/2027/1.1%	28/06/2027	JPY	-100 000 000	-704 247
XS1590344377	Issuance/BondCFSFRPP2 EMTN/OD/29/12/2026/1.55%	29/12/2026	JPY	-100 000 000	-704 247
XS1590344617	Issuance/BondCFSFRPP2 EMTN/OD/28/12/2023/1.7%	28/12/2023	JPY	-100 000 000	-704 247
XS1590345697	Issuance/BondCFSFRPP2 EMTN/OD/28/06/2027/0.88%	28/06/2027	JPY	-100 000 000	-704 247
XS1590346232	Issuance/BondCFSFRPP2 EMTN/OD/28/06/2027/1.21%	28/06/2027	JPY	-100 000 000	-704 247
XS1590346315	Issuance/BondCFSFRPP2 EMTN/OD/27/12/2024/1.7%	27/12/2024	JPY	-100 000 000	-704 247
XS1590346661	Issuance/BondCFSFRPP2 EMTN/OD/25/08/2022/3.45%	25/08/2022	JPY	-150 000 000	-1 056 370
XS1590346745	Issuance/BondCFSFRPP2 EMTN/OD/TAUX/28/08/2037	28/08/2037	JPY	-500 000 000	-3 521 235
XS1590348105	Issuance/BondCFSFRPP2 EMTN/OD/28/06/2027/1.4%	28/06/2027	JPY	-100 000 000	-704 247
XS1590351745	Issuance/BondCFSFRPP2 EMTN/OD/TAUX/26/06/2024	26/06/2024	JPY	-100 000 000	-704 247
XS1590352040	Issuance/BondCFSFRPP2 EMTN/OD/TAUX/29/06/2027	29/06/2027	JPY	-1 000 000 000	-7 042 469
XS1590352479	Issuance/BondCFSFRPP2 EMTN/OD/TAUX/26/06/2024	26/06/2024	JPY	-100 000 000	-704 247
XS1590352552	Issuance/BondCFSFRPP2 EMTN/OD/TAUX/28/06/2027	28/06/2027	JPY	-200 000 000	-1 408 494
XS1590352800	Issuance/BondCFSFRPP2 EMTN/OD/TAUX/04/10/2022	04/10/2022	JPY	-170 000 000	-1 197 220
XS1590353360	Issuance/BondCFSFRPP2 EMTN/OD/TAUX/28/06/2027	28/06/2027	JPY	-100 000 000	-704 247
XS1630599246	Issuance/BondCFSFRPP2 EMTN/OD/TAUX/28/06/2027	28/06/2027	JPY	-100 000 000	-704 247
XS1630599329	Issuance/BondCFSFRPP2 EMTN/OD/TAUX/28/06/2024	28/06/2024	JPY	-100 000 000	-704 247
XS1630600515	Issuance/BondCFSFRPP2 EMTN/OD/TAUX/18/10/2022	18/10/2022	JPY	-200 000 000	-1 408 494
XS1630600606	Issuance/BondCFSFRPP2 EMTN/OD/TAUX/29/12/2027	29/12/2027	JPY	-100 000 000	-704 247
XS1630601083	Issuance/BondCFSFRPP2 EMTN/OD/TAUX/29/12/2027	29/12/2027	JPY	-500 000 000	-3 521 235
XS1630601596	Issuance/BondCFSFRPP2 EMTN/OD/TAUX/27/12/2024	27/12/2024	JPY	-100 000 000	-704 247
XS1630601679	Issuance/BondCFSFRPP2 EMTN/OD/TAUX/28/06/2027	28/06/2027	JPY	-100 000 000	-704 247
XS1630602057	Issuance/BondCFSFRPP2 EMTN/OD/TAUX/29/12/2027	29/12/2027	JPY	-150 000 000	-1 056 370
XS1630602131	Issuance/BondCFSFRPP2 EMTN/OD/29/12/2027/1.7%	29/12/2027	JPY	-100 000 000	-704 247
XS1630602305	Issuance/BondCFSFRPP2 EMTN/OD/27/12/2024/0.91%	27/12/2024	JPY	-200 000 000	-1 408 494
XS1630602487	Issuance/BondCFSFRPP2 EMTN/OD/29/12/2027/1.59%	29/12/2027	JPY	-200 000 000	-1 408 494
XS1630603378	Issuance/BondCFSFRPP2 EMTN/OD/28/12/2022/0.31%	28/12/2022	JPY	-50 000 000	-352 123
XS1630603535	Issuance/BondCFSFRPP2 EMTN/OD/TAUX/29/12/2025	29/12/2025	JPY	-100 000 000	-704 247
XS1630606553	Issuance/BondCFSFRPP2 EMTN/OD/TAUX/02/11/2037	02/11/2037	JPY	-1 000 000 000	-7 042 469
XS1630606801	Issuance/BondCFSFRPP2 EMTN/OD/TAUX/29/12/2022	29/12/2022	JPY	-100 000 000	-704 247
XS1630606983	Issuance/BondCFSFRPP2 EMTN/OD/TAUX/07/11/2022	07/11/2022	JPY	-50 000 000	-352 123
XS1630607528	Issuance/BondCFSFRPP2 EMTN/OD/TAUX/28/12/2022	28/12/2022	JPY	-100 000 000	-704 247
XS1630607874	Issuance/BondCFSFRPP2 EMTN/OD/TAUX/08/11/2022	08/11/2022	JPY	-95 000 000	-669 035
XS1654978052	Issuance/BondCFSFRPP2 EMTN/OD/TAUX/29/12/2027	29/12/2027	JPY	-200 000 000	-1 408 494
XS1654981510	Issuance/BondCFSFRPP2 EMTN/OD/TAUX/08/12/2022	08/12/2022	JPY	-110 000 000	-774 672
XS1654981866	Issuance/BondCFSFRPP2 EMTN/OD/TAUX/27/12/2024	27/12/2024	JPY	-200 000 000	-1 408 494
XS1654981940	Issuance/BondCFSFRPP2 EMTN/OD/29/12/2027/1%	29/12/2027	JPY	-100 000 000	-704 247
XS1654982591	Issuance/BondCFSFRPP2 EMTN/OD/29/12/2022/0.75%	29/12/2022	JPY	-100 000 000	-704 247
XS1654982831	Issuance/BondCFSFRPP2 EMTN/OD/27/12/2024/1.5%	27/12/2024	JPY	-100 000 000	-704 247
XS1654984373	Issuance/BondCFSFRPP2 EMTN/OD/TAUX/22/12/2027	22/12/2027	JPY	-100 000 000	-704 247
XS1654984456	Issuance/BondCFSFRPP2 EMTN/OD/TAUX/10/01/2023	10/01/2023	JPY	-85 000 000	-598 610
XS1654984886	Issuance/BondCFSFRPP2 EMTN/OD/29/12/2027/1.3%	29/12/2027	JPY	-100 000 000	-704 247
XS1699598204	Issuance/BondCFSFRPP2 EMTN/OD/TAUX/14/02/2023	14/02/2023	JPY	-90 000 000	-633 822
XS1699601511	Issuance/BondCFSFRPP2 EMTN/OD/29/12/2027/1%	29/12/2027	JPY	-100 000 000	-704 247
XS1699601867	Issuance/BondCFSFRPP2 EMTN/OD/28/12/2022/1.05%	28/12/2022	JPY	-200 000 000	-1 408 494
XS1699601941	Issuance/BondEMTN EIS FSBOK/OD/LIBOR/09/02/2023	09/02/2023	JPY	-50 000 000	-352 123
XS1699602246	Issuance/BondCFSFRPP2 EMTN/OD/TAUX/09/02/2033	09/02/2033	JPY	-100 000 000	-704 247
XS1719281500	Issuance/BondCFSFRPP2 EMTN/OD/TAUX/29/03/2023	29/03/2023	JPY	-240 000 000	-1 690 193
XS1754493614	Issuance/BondCFSFRPP2 EMTN/OD/27/06/2025/0.72%	27/06/2025	JPY	-500 000 000	-3 521 235
XS1754493705	Issuance/BondCFSFRPP2 EMTN/OD/TAUX/27/06/2025	27/06/2025	JPY	-100 000 000	-704 247
XS1754493960	Issuance/BondCFSFRPP2 EMTN/OD/27/06/2028/1.25%	27/06/2028	JPY	-100 000 000	-704 247
XS1754494000	Issuance/BondCFSFRPP2 EMTN/OD/TAUX/28/06/2028	28/06/2028	JPY	-200 000 000	-1 408 494
XS1754494182	Issuance/BondCFSFRPP2 EMTN/OD/27/06/2023/1.8%	27/06/2023	JPY	-100 000 000	-704 247
XS1754494265	Issuance/BondCFSFRPP2 EMTN/OD/TAUX/27/04/2023	27/04/2023	JPY	-105 000 000	-739 459
XS1754494349	Issuance/BondCFSFRPP2 EMTN/OD/27/06/2025/0.7%	27/06/2025	JPY	-500 000 000	-3 521 235
XS1754494422	Issuance/BondCFSFRPP2 EMTN/OD/TAUX/27/06/2025	27/06/2025	JPY	-500 000 000	-3 521 235
XS1754494695	Issuance/BondCFSFRPP2 EMTN/OD/28/06/2028/1.2%	28/06/2028	JPY	-100 000 000	-704 247
XS1754494778	Issuance/BondCFSFRPP2 EMTN/OD/27/06/2025/1%	27/06/2025	JPY	-500 000 000	-3 521 235
XS1754494935	Issuance/BondCFSFRPP2 EMTN/OD/28/06/2028/0.9%	28/06/2028	JPY	-300 000 000	-2 112 741
XS1754495585	Issuance/BondCFSFRPP2 EMTN/OD/28/06/2023/0.77%	28/06/2023	JPY	-200 000 000	-1 408 494
XS1754500681	Issuance/BondCCIBP EMTN/OD/27/06/2028/1.15%	27/06/2028	JPY	-100 000 000	-704 247
XS1754500764	Issuance/BondEMTN CFSSOLIP XS1754500764/OD/TAUX/10/05/2028	10/05/2028	JPY	-1 000 000 000	-7 042 469
XS1766059445	Issuance/BondEMTN FSBOKEIS XS1766059445/OD/TAUX/15/05/2023	15/05/2023	JPY	-80 000 000	-563 398
XS1766059528	Issuance/BondCFSFRPP2 EMTN/OD/TAUX/15/05/2023	15/05/2023	JPY	-55 000 000	-387 336
XS1766060880	Issuance/BondCFSFRPP2 EMTN/OD/TAUX/28/06/2028	28/06/2028	JPY	-1 000 000 000	-7 042 469
XS1766061185	Issuance/BondCFSFRPP2 EMTN/OD/28/06/2028/1.01%	28/06/2028	JPY	-200 000 000	-1 408 494
XS1766062829	Issuance/BondCFSFRPP2 EMTN/OD/30/06/2025/0.51%	30/06/2025	JPY	-500 000 000	-3 521 235
XS1766063041	Issuance/BondCFSFRPP2 EMTN/OD/27/06/2023/1.25%	27/06/2023	JPY	-250 000 000	-1 760 617
XS1766063710	Issuance/BondEMTN FSBOKEIS XS1766063710/OD/TAUX/24/05/2023	24/05/2023	JPY	-200 000 000	-1 408 494
XS1766066655	Issuance/BondCFSFRPP2 EMTN/OD/28/06/2028/1.25%	28/06/2028	JPY	-100 000 000	-704 247
XS1766066812	Issuance/BondCFSFRPP2 EMTN/OD/28/06/2023/0.53%	28/06/2023	JPY	-200 000 000	-1 408 494
XS1766066903	Issuance/BondCFSFRPP2 EMTN/OD/TAUX/28/06/2028	28/06/2028	JPY	-100 000 000	-704 247

CREDIT AGRICOLE CIB FINANCIAL SOLUTIONS
Half yearly Financial Report for the period ended June, 30 2022

ISIN	Nickname	Maturity	CCY	Notionnel in currency	CVEUR in EUR
XS1766067034	Issuance/BondCFSFRPP2 EMTN/OD/TAUX/28/06/2028	28/06/2028	JPY	-100 000 000	-704 247
XS1766067463	Issuance/BondCFSFRPP2 EMTN/OD/TAUX/28/06/2028	28/06/2028	JPY	-1 000 000 000	-7 042 469
XS1766070095	Issuance/BondCFSFRPP2 EMTN/OD/TAUX/28/06/2028	28/06/2028	JPY	-100 000 000	-704 247
XS1766070251	Issuance/BondEMTN FSBOKEIS XS1766070251/OD/TAUX/15/06/2023	15/06/2023	JPY	-190 000 000	-1 338 069
XS1766070335	Issuance/BondCFSFRPP2 EMTN/OD/28/06/2028/1.8%	28/06/2028	JPY	-300 000 000	-2 112 741
XS1782015223	Issuance/BondEMTN FSBOKEIS XS1782015223/OD/TAUX/15/06/2023	15/06/2023	JPY	-80 000 000	-563 398
XS1782015579	Issuance/BondCFSFRPP2 EMTN/OD/30/06/2025/0.55%	30/06/2025	JPY	-100 000 000	-704 247
XS1782020066	Issuance/BondCFSFRPP2 EMTN/OD/28/06/2028/2.3%	28/06/2028	JPY	-100 000 000	-704 247
XS1782023243	Issuance/BondCFSFRPP2 EMTN/OD/TAUX/27/06/2028	27/06/2028	JPY	-500 000 000	-3 521 235
XS1782023912	Issuance/BondCFSFRPP2 EMTN/OD/TAUX/28/06/2028	28/06/2028	JPY	-100 000 000	-704 247
XS1803945911	Issuance/BondCFSFRPP2 EMTN/OD/TAUX/28/06/2028	28/06/2028	JPY	-100 000 000	-704 247
XS1803946729	Issuance/BondCFSFRPP2 EMTN/OD/TAUX/27/06/2025	27/06/2025	JPY	-100 000 000	-704 247
XS1803947370	Issuance/BondCFSFRPP2 EMTN/OD/28/06/2028/2.6%	28/06/2028	JPY	-200 000 000	-1 408 494
XS1803952370	Issuance/BondCFSFRPP2 EMTN/OD/28/06/2028/2.42%	28/06/2028	JPY	-200 000 000	-1 408 494
XS1803956108	Issuance/BondCFSFRPP2 EMTN/OD/28/06/2028/2.3%	28/06/2028	JPY	-500 000 000	-3 521 235
XS1803956280	Issuance/BondCFSFRPP2 EMTN/OD/27/06/2025/1.75%	27/06/2025	JPY	-500 000 000	-3 521 235
XS1803956520	Issuance/BondCFSFRPP2 EMTN/OD/28/06/2028/0.91%	28/06/2028	JPY	-500 000 000	-3 521 235
XS1810538444	Issuance/BondCFSFRPP2 EMTN/OD/28/06/2023/2.01%	28/06/2023	JPY	-100 000 000	-704 247
XS1810539764	Issuance/BondCFSFRPP2 EMTN/OD/28/06/2023/0.56%	28/06/2023	JPY	-200 000 000	-1 408 494
XS1810541745	Issuance/BondCFSFRPP2 EMTN/OD/TAUX/29/12/2025	29/12/2025	JPY	-200 000 000	-1 408 494
XS1810542123	Issuance/BondCFSFRPP2 EMTN/OD/28/06/2028/1.07%	28/06/2028	JPY	-200 000 000	-1 408 494
XS1810543956	Issuance/BondCFSFRPP2 EMTN/OD/TAUX/28/06/2028	28/06/2028	JPY	-100 000 000	-704 247
XS1810548591	Issuance/BondCFSFRPP2 EMTN/OD/TAUX/28/06/2028	28/06/2028	JPY	-300 000 000	-2 112 741
XS1819066850	Issuance/BondCFSFRPP2 EMTN/OD/TAUX/28/06/2028	28/06/2028	JPY	-100 000 000	-704 247
XS1819068633	Issuance/BondCFSFRPP2 EMTN/OD/TAUX/28/12/2028	28/12/2028	JPY	-500 000 000	-3 521 235
XS1819068716	Issuance/BondCFSFRPP2 EMTN/OD/TAUX/28/12/2028	28/12/2028	JPY	-500 000 000	-3 521 235
XS1819068807	Issuance/BondCFSFRPP2 EMTN/OD/TAUX/28/12/2023	28/12/2023	JPY	-100 000 000	-704 247
XS1819069367	Issuance/BondCFSFRPP2 EMTN/OD/27/06/2028/2.72%	27/06/2028	JPY	-200 000 000	-1 408 494
XS1819069524	Issuance/BondCFSFRPP2 EMTN/OD/TAUX/27/06/2028	27/06/2028	JPY	-500 000 000	-3 521 235
XS1819070027	Issuance/BondCFSFRPP2 EMTN/OD/TAUX/30/06/2025	30/06/2025	JPY	-100 000 000	-704 247
XS1819070373	Issuance/BondCFSFRPP2 EMTN/OD/TAUX/28/06/2028	28/06/2028	JPY	-300 000 000	-2 112 741
XS1819072239	Issuance/BondCFSFRPP2 EMTN/OD/TAUX/30/06/2025	30/06/2025	JPY	-200 000 000	-1 408 494
XS1819072312	Issuance/BondCFSFRPP2 EMTN/OD/TAUX/27/06/2025	27/06/2025	JPY	-100 000 000	-704 247
XS1819072668	Issuance/BondCFSFRPP2 EMTN/OD/TAUX/28/06/2028	28/06/2028	JPY	-200 000 000	-1 408 494
XS1819072742	Issuance/BondCFSFRPP2 EMTN/OD/TAUX/28/09/2026	28/09/2026	JPY	-100 000 000	-704 247
XS1819073047	Issuance/BondCFSFRPP2 EMTN/OD/TAUX/28/06/2028	28/06/2028	JPY	-200 000 000	-1 408 494
XS1819076222	Issuance/BondCFSFRPP2 EMTN/OD/TAUX/28/06/2028	28/06/2028	JPY	-100 000 000	-704 247
XS1819076495	Issuance/BondCFSFRPP2 EMTN/OD/TAUX/28/06/2028	28/06/2028	JPY	-300 000 000	-2 112 741
XS1819076578	Issuance/BondCFSFRPP2 EMTN/OD/TAUX/28/06/2028	28/06/2028	JPY	-300 000 000	-2 112 741
XS1819076818	Issuance/BondCFSFRPP2 EMTN/OD/TAUX/29/12/2025	29/12/2025	JPY	-300 000 000	-2 112 741
XS1819076909	Issuance/BondCFSFRPP2 EMTN/OD/TAUX/27/12/2024	27/12/2024	JPY	-100 000 000	-704 247
XS1819077113	Issuance/BondCFSFRPP2 EMTN/OD/TAUX/28/12/2028	28/12/2028	JPY	-200 000 000	-1 408 494
XS1850723989	Issuance/BondCFSFRPP2 EMTN/OD/TAUX/28/12/2028	28/12/2028	JPY	-200 000 000	-1 408 494
XS1850724011	Issuance/BondCFSFRPP2 EMTN/OD/TAUX/28/06/2028	28/06/2028	JPY	-100 000 000	-704 247
XS1850724284	Issuance/BondCFSFRPP2 EMTN/OD/TAUX/29/12/2025	29/12/2025	JPY	-500 000 000	-3 521 235
XS1850724367	Issuance/BondCFSFRPP2 EMTN/OD/TAUX/29/12/2025	29/12/2025	JPY	-500 000 000	-3 521 235
XS1850724797	Issuance/BondCFSFRPP2 EMTN/OD/TAUX/28/06/2028	28/06/2028	JPY	-200 000 000	-1 408 494
XS1850724870	Issuance/BondCFSFRPP2 EMTN/OD/TAUX/12/10/2028	12/10/2028	JPY	-500 000 000	-3 521 235
XS1850724953	Issuance/BondCFSFRPP2 EMTN/OD/TAUX/28/06/2028	28/06/2028	JPY	-100 000 000	-704 247
XS1850725091	Issuance/BondCFSFRPP2 EMTN/OD/TAUX/28/12/2028	28/12/2028	JPY	-100 000 000	-704 247
XS1850725687	Issuance/BondCFSFRPP2 EMTN/OD/TAUX/29/12/2025	29/12/2025	JPY	-100 000 000	-704 247
XS1850725844	Issuance/BondCFSFRPP2 EMTN/OD/TAUX/29/12/2025	29/12/2025	JPY	-200 000 000	-1 408 494
XS1850726651	Issuance/BondCFSFRPP2 EMTN/OD/TAUX/28/12/2028	28/12/2028	JPY	-100 000 000	-704 247
XS1856652083	Issuance/BondCFSFRPP2 EMTN/OD/TAUX/28/12/2028	28/12/2028	JPY	-100 000 000	-704 247
XS1856652166	Issuance/BondCFSFRPP2 EMTN/OD/TAUX/28/12/2028	28/12/2028	JPY	-300 000 000	-2 112 741
XS1856652240	Issuance/BondCFSFRPP2 EMTN/OD/TAUX/28/12/2028	28/12/2028	JPY	-500 000 000	-3 521 235
XS1856655342	Issuance/BondCFSFRPP2 EMTN/OD/TAUX/28/12/2028	28/12/2028	JPY	-100 000 000	-704 247
XS1856656159	Issuance/BondCFSFRPP2 EMTN/OD/TAUX/28/12/2028	28/12/2028	JPY	-50 000 000	-352 123
XS1856662124	Issuance/BondCFSFRPP2 EMTN/OD/TAUX/28/12/2023	28/12/2023	JPY	-100 000 000	-704 247
XS1868239580	Issuance/BondCFSFRPP2 EMTN/OD/TAUX/29/12/2025	29/12/2025	JPY	-500 000 000	-3 521 235
XS1868239747	Issuance/BondCFSFRPP2 EMTN/OD/TAUX/28/12/2028	28/12/2028	JPY	-100 000 000	-704 247
XS1868239820	Issuance/BondCFSFRPP2 EMTN/OD/LIBOR/28/12/2028	28/12/2028	JPY	-100 000 000	-704 247
XS1868240166	Issuance/BondCFSFRPP2 EMTN/OD/TAUX/14/12/2038	14/12/2038	JPY	-550 000 000	-3 873 358
XS1868240240	Issuance/BondEMTN CFSSOLIP XS1868240240/OD/TAUX/07/12/2038	07/12/2038	JPY	-500 000 000	-3 521 235
XS1868246445	Issuance/BondCFSFRPP2 EMTN/OD/TAUX/21/09/2038	21/09/2038	JPY	-100 000 000	-704 247
XS1868246528	Issuance/BondCFSFRPP2 EMTN/OD/TAUX/21/09/2038	21/09/2038	JPY	-100 000 000	-704 247
XS1868246791	Issuance/BondCFSFRPP2 EMTN/OD/29/12/2023/1.5%	29/12/2023	JPY	-300 000 000	-2 112 741
XS1868246874	Issuance/BondCFSFRPP2 EMTN/OD/TAUX/29/12/2025	29/12/2025	JPY	-100 000 000	-704 247
XS1868246957	Issuance/BondCFSFRPP2 EMTN/OD/TAUX/28/12/2023	28/12/2023	JPY	-100 000 000	-704 247
XS1868247336	Issuance/BondCFSFRPP2 EMTN/OD/TAUX/28/06/2027	28/06/2027	JPY	-100 000 000	-704 247
XS1868247419	Issuance/BondCFSFRPP2 EMTN/OD/TAUX/28/12/2023	28/12/2023	JPY	-100 000 000	-704 247
XS1868247849	Issuance/BondCFSFRPP2 EMTN/OD/TAUX/28/06/2024	28/06/2024	JPY	-100 000 000	-704 247
XS1868248060	Issuance/BondCFSFRPP2 EMTN/OD/TAUX/28/12/2028	28/12/2028	JPY	-500 000 000	-3 521 235
XS1868248227	Issuance/BondCFSFRPP2 EMTN/OD/TAUX/28/12/2023	28/12/2023	JPY	-100 000 000	-704 247
XS1868248490	Issuance/BondCFSFRPP2 EMTN/OD/TAUX/28/12/2028	28/12/2028	JPY	-300 000 000	-2 112 741

CREDIT AGRICOLE CIB FINANCIAL SOLUTIONS
 Half yearly Financial Report for the period ended June, 30 2022

ISIN	Nickname	Maturity	CCY	Notionnel in currency	CVEUR in EUR
XS1883110832	Issuance/BondCFSFRPP2 EMTN/OD/TAUX/28/12/2023	28/12/2023	JPY	-1 000 000 000	-7 042 469
XS1883111483	Issuance/BondCFSFRPP2 EMTN/OD/TAUX/27/02/2024	27/02/2024	JPY	-400 000 000	-2 816 988
XS1883111566	Issuance/BondCFSFRPP2 EMTN/OD/TAUX/28/12/2023	28/12/2023	JPY	-100 000 000	-704 247
XS1883121102	Issuance/BondCFSFRPP2 EMTN/OD/TAUX/28/12/2028	28/12/2028	JPY	-500 000 000	-3 521 235
XS1883121284	Issuance/BondCFSFRPP2 EMTN/OD/TAUX/28/12/2028	28/12/2028	JPY	-200 000 000	-1 408 494
XS1883121367	Issuance/BondCFSFRPP2 EMTN/OD/29/12/2028/2%	29/12/2028	JPY	-3 800 000 000	-26 761 384
XS1883121870	Issuance/BondCFSFRPP2 EMTN/OD/TAUX/29/12/2025	29/12/2025	JPY	-100 000 000	-704 247
XS1883122415	Issuance/BondCFSFRPP2 EMTN/OD/TAUX/27/03/2030	27/03/2030	JPY	-300 000 000	-2 112 741
XS1883122506	Issuance/BondCFSFRPP2 EMTN/OD/TAUX/28/03/2030	28/03/2030	JPY	-300 000 000	-2 112 741
XS1883122688	Issuance/BondCFSFRPP2 EMTN/OD/15/04/2026/0.85%	15/04/2026	JPY	-300 000 000	-2 112 741
XS1883122761	Issuance/BondEMTN CFSOLIP XS1883122761/OD/TAUX/28/03/2029	28/03/2029	JPY	-3 000 000 000	-21 127 408
XS1923109893	Issuance/BondCFSFRPP2 EMTN/OD/TAUX/28/03/2039	28/03/2039	JPY	-500 000 000	-3 521 235
XS1923110396	Issuance/BondEMTN FSBOKEIS XS1923110396/OD/TAUX/18/04/2024	18/04/2024	JPY	-100 000 000	-704 247
XS1923110636	Issuance/BondCFSFRPP2 EMTN/OD/28/06/2029/2.04%	28/06/2029	JPY	-100 000 000	-704 247
XS1923110982	Issuance/BondCFSFRPP2 EMTN/OD/TAUX/23/04/2026	23/04/2026	JPY	-100 000 000	-704 247
XS1923111014	Issuance/BondCFSFRPP2 EMTN/OD/28/06/2024/1.45%	28/06/2024	JPY	-100 000 000	-704 247
XS1923111287	Issuance/BondCFSFRPP2 EMTN/OD/TAUX/28/06/2029	28/06/2029	JPY	-300 000 000	-2 112 741
XS1923111360	Issuance/BondCFSFRPP2 EMTN/OD/TAUX/28/06/2029	28/06/2029	JPY	-300 000 000	-2 112 741
XS1923111444	Issuance/BondCFSFRPP2 EMTN/OD/26/04/2024/1%	26/04/2024	JPY	-50 000 000	-352 123
XS1923120601	Issuance/BondCFSFRPP2 EMTN/OD/TAUX/04/06/2029	04/06/2029	JPY	-100 000 000	-704 247
XS1923120866	Issuance/BondCFSFRPP2 EMTN/OD/TAUX/28/06/2024	28/06/2024	JPY	-100 000 000	-704 247
XS1923121245	Issuance/BondCFSFRPP2 EMTN/OD/TAUX/28/06/2029	28/06/2029	JPY	-500 000 000	-3 521 235
XS1923121328	Issuance/BondCFSFRPP2 EMTN/OD/TAUX/27/06/2029	27/06/2029	JPY	-100 000 000	-704 247
XS1923121674	Issuance/BondCFSFRPP2 EMTN/OD/TAUX/29/06/2026	29/06/2026	JPY	-300 000 000	-2 112 741
XS1962149842	Issuance/BondCFSFRPP2 EMTN/OD/TAUX/25/06/2026	25/06/2026	JPY	-100 000 000	-704 247
XS1962149925	Issuance/BondCFSFRPP2 EMTN/OD/TAUX/27/06/2029	27/06/2029	JPY	-500 000 000	-3 521 235
XS1962150428	Issuance/BondCFSFRPP2 EMTN/OD/TAUX/27/06/2039	27/06/2039	JPY	-400 000 000	-2 816 988
XS1962150774	Issuance/BondCFSFRPP2 EMTN/OD/TAUX/08/07/2039	08/07/2039	JPY	-100 000 000	-704 247
XS1962150857	Issuance/BondCFSFRPP2 EMTN/OD/TAUX/28/06/2029	28/06/2029	JPY	-500 000 000	-3 521 235
XS1962151079	Issuance/BondCFSFRPP2 EMTN/OD/TAUX/28/06/2024	28/06/2024	JPY	-200 000 000	-1 408 494
XS1962151152	Issuance/BondCFSFRPP2 EMTN/OD/TAUX/10/07/2029	10/07/2029	JPY	-200 000 000	-1 408 494
XS1962151236	Issuance/BondCFSFRPP2 EMTN/OD/TAUX/28/06/2026	28/06/2026	JPY	-1 000 000 000	-7 042 469
XS1962151400	Issuance/BondCFSFRPP2 EMTN/OD/TAUX/11/07/2039	11/07/2039	JPY	-500 000 000	-3 521 235
XS1962151582	Issuance/BondCFSFRPP2 EMTN/OD/TAUX/25/06/2026	25/06/2026	JPY	-500 000 000	-3 521 235
XS1962151749	Issuance/BondCFSFRPP2 EMTN/OD/TAUX/28/06/2024	28/06/2024	JPY	-100 000 000	-704 247
XS1962161110	Issuance/BondCFSFRPP2 EMTN/OD/TAUX/28/06/2029	28/06/2029	JPY	-500 000 000	-3 521 235
XS1962161201	Issuance/BondCFSFRPP2 EMTN/OD/TAUX/28/06/2029	28/06/2029	JPY	-500 000 000	-3 521 235
XS1962161383	Issuance/BondCFSFRPP2 EMTN/OD/TAUX/11/07/2039	11/07/2039	JPY	-300 000 000	-2 112 741
XS1962161540	Issuance/BondCFSFRPP2 EMTN/OD/TAUX/28/06/2029	28/06/2029	JPY	-100 000 000	-704 247
XS1962161896	Issuance/BondCFSFRPP2 EMTN/OD/TAUX/19/07/2039	19/07/2039	JPY	-1 000 000 000	-7 042 469
XS1962161979	Issuance/BondCFSFRPP2 EMTN/OD/TAUX/22/07/2039	22/07/2039	JPY	-1 000 000 000	-7 042 469
XS1962162191	Issuance/BondEMTN FSBOKEIS XS1962162191/OD/TAUX/25/07/2024	25/07/2024	JPY	-100 000 000	-704 247
XS1962162357	Issuance/BondCFSFRPP2 EMTN/OD/TAUX/28/06/2029	28/06/2029	JPY	-100 000 000	-704 247
XS1962162860	Issuance/BondCFSFRPP2 EMTN/OD/LIBOR/28/06/2029	28/06/2029	JPY	-200 000 000	-1 408 494
XS1962162944	Issuance/BondCFSFRPP2 EMTN/OD/TAUX/28/06/2029	28/06/2029	JPY	-300 000 000	-2 112 741
XS1962165616	Issuance/BondCFSFRPP2 EMTN/OD/TAUX/29/07/2026	29/07/2026	JPY	-50 000 000	-352 123
XS1962165707	Issuance/BondCFSFRPP2 EMTN/OD/TAUX/06/08/2029	06/08/2029	JPY	-300 000 000	-2 112 741
XS1962165889	Issuance/BondCFSFRPP2 EMTN/OD/TAUX/28/06/2029	28/06/2029	JPY	-1 000 000 000	-7 042 469
XS1962165962	Issuance/BondCFSFRPP2 EMTN/OD/TAUX/28/06/2029	28/06/2029	JPY	-1 000 000 000	-7 042 469
XS1962166184	Issuance/BondCFSFRPP2 EMTN/OD/TAUX/19/08/2039	19/08/2039	JPY	-100 000 000	-704 247
XS1962166770	Issuance/BondCFSFRPP2 EMTN/OD/TAUX/09/08/2039	09/08/2039	JPY	-500 000 000	-3 521 235
XS1962166937	Issuance/BondCFSFRPP2 EMTN/OD/TAUX/28/06/2029	28/06/2029	JPY	-1 500 000 000	-10 563 704
XS1962167075	Issuance/BondCFSFRPP2 EMTN/OD/TAUX/23/08/2034	23/08/2034	JPY	-100 000 000	-704 247
XS1962167315	Issuance/BondCFSFRPP2 EMTN/OD/TAUX/28/06/2029	28/06/2029	JPY	-100 000 000	-704 247
XS196583792	Issuance/BondCFSFRPP2 EMTN/OD/TAUX/20/09/2039	20/09/2039	JPY	-100 000 000	-704 247
XS196584170	Issuance/BondCFSFRPP2 EMTN/OD/TAUX/26/09/2039	26/09/2039	JPY	-200 000 000	-1 408 494
XS196584253	Issuance/BondCFSFRPP2 EMTN/OD/TAUX/25/01/2035	25/01/2035	JPY	-1 000 000 000	-7 042 469
XS196584766	Issuance/BondCFSFRPP2 EMTN/OD/TAUX/28/06/2024	28/06/2024	JPY	-700 000 000	-4 929 729
XS196584840	Issuance/BondCFSFRPP2 EMTN/OD/TAUX/03/10/2029	03/10/2029	JPY	-100 000 000	-704 247
XS196585227	Issuance/BondCFSFRPP2 EMTN/OD/TAUX/15/09/2034	15/09/2034	JPY	-100 000 000	-704 247
XS196585490	Issuance/BondCFSFRPP2 EMTN/OD/TAUX/27/12/2029	27/12/2029	JPY	-100 000 000	-704 247
XS196585573	Issuance/BondCFSFRPP2 EMTN/OD/TAUX/15/10/2029	15/10/2029	JPY	-100 000 000	-704 247
XS196585656	Issuance/BondCFSFRPP2 EMTN/OD/TAUX/11/10/2039	11/10/2039	JPY	-100 000 000	-704 247
XS196588759	Issuance/BondCFSFRPP2 EMTN/OD/TAUX/17/10/2039	17/10/2039	JPY	-200 000 000	-1 408 494
XS196588833	Issuance/BondCFSFRPP2 EMTN/OD/TAUX/27/12/2024	27/12/2024	JPY	-200 000 000	-1 408 494
XS196589302	Issuance/BondCFSFRPP2 EMTN/OD/TAUX/29/06/2026	29/06/2026	JPY	-300 000 000	-2 112 741
XS196589641	Issuance/BondCFSFRPP2 EMTN/OD/TAUX/29/06/2026	29/06/2026	JPY	-500 000 000	-3 521 235
XS196589724	Issuance/BondCFSFRPP2 EMTN/OD/TAUX/24/10/2039	24/10/2039	JPY	-200 000 000	-1 408 494
XS196589997	Issuance/BondCFSFRPP2 EMTN/OD/TAUX/07/11/2039	07/11/2039	JPY	-100 000 000	-704 247
XS196590144	Issuance/BondCFSFRPP2 EMTN/OD/TAUX/29/12/2026	29/12/2026	JPY	-300 000 000	-2 112 741
XS196590573	Issuance/BondCFSFRPP2 EMTN/OD/TAUX/07/11/2039	07/11/2039	JPY	-100 000 000	-704 247
XS196590656	Issuance/BondCFSFRPP2 EMTN/OD/TAUX/07/11/2039	07/11/2039	JPY	-100 000 000	-704 247
XS196595614	Issuance/BondCFSFRPP2 EMTN/OD/TAUX/27/12/2024	27/12/2024	JPY	-100 000 000	-704 247
XS196595705	Issuance/BondCFSFRPP2 EMTN/OD/TAUX/07/11/2039	07/11/2039	JPY	-200 000 000	-1 408 494
XS196595960	Issuance/BondCFSFRPP2 EMTN/OD/TAUX/29/12/2026	29/12/2026	JPY	-1 000 000 000	-7 042 469

CREDIT AGRICOLE CIB FINANCIAL SOLUTIONS
Half yearly Financial Report for the period ended June, 30 2022

ISIN	Nickname	Maturity	CCY	Notionnel in currency	CVEUR in EUR
XS1996596265	Issuance/BondCFSFRPP2 EMTN/OD/TAUX/02/12/2039	02/12/2039	JPY	-100 000 000	-704 247
XS1996596422	Issuance/BondCFSFRPP2 EMTN/OD/TAUX/22/11/2039	22/11/2039	JPY	-150 000 000	-1 056 370
XS1996596935	Issuance/BondCFSFRPP2 EMTN/OD/TAUX/27/12/2029	27/12/2029	JPY	-100 000 000	-704 247
XS1996597073	Issuance/BondCFSFRPP2 EMTN/OD/TAUX/27/12/2029	27/12/2029	JPY	-100 000 000	-704 247
XS1996597156	Issuance/BondCFSFRPP2 EMTN/OD/TAUX/29/12/2025	29/12/2025	JPY	-100 000 000	-704 247
XS1996597313	Issuance/BondCFSFRPP2 EMTN/OD/TAUX/09/12/2039	09/12/2039	JPY	-100 000 000	-704 247
XS1996597586	Issuance/BondCFSFRPP2 EMTN/OD/TAUX/20/12/2029	20/12/2029	JPY	-200 000 000	-1 408 494
XS1996597669	Issuance/BondCFSFRPP2 EMTN/OD/TAUX/17/12/2029	17/12/2029	JPY	-100 000 000	-704 247
XS1996601792	Issuance/BondCFSFRPP2 EMTN/OD/TAUX/23/12/2039	23/12/2039	JPY	-200 000 000	-1 408 494
XS1996601875	Issuance/BondEMTN CFSSOLIP XS1996601875/OD/TAUX/19/12/2039	19/12/2039	JPY	-1 000 000 000	-7 042 469
XS1996602097	Issuance/BondCFSFRPP2 EMTN/OD/TAUX/20/12/2039	20/12/2039	JPY	-100 000 000	-704 247
XS1996602170	Issuance/BondCFSFRPP2 EMTN/OD/TAUX/27/12/2029	27/12/2029	JPY	-2 400 000 000	-16 901 927
XS1996602253	Issuance/BondCFSFRPP2 EMTN/OD/TAUX/29/12/2026	29/12/2026	JPY	-200 000 000	-1 408 494
XS1996602337	Issuance/BondCFSFRPP2 EMTN/OD/TAUX/19/12/2034	19/12/2034	JPY	-120 000 000	-845 096
XS1996602410	Issuance/BondCFSFRPP2 EMTN/OD/TAUX/28/12/2029	28/12/2029	JPY	-100 000 000	-704 247
XS1996602501	Issuance/BondCFSFRPP2 EMTN/OD/TAUX/23/12/2039	23/12/2039	JPY	-1 000 000 000	-7 042 469
XS1996602683	Issuance/BondCFSFRPP2 EMTN/OD/TAUX/10/01/2040	10/01/2040	JPY	-100 000 000	-704 247
XS1996602766	Issuance/BondEMTN CFSSOLIP XS1996602766/OD/TAUX/10/01/2040	10/01/2040	JPY	-300 000 000	-2 112 741
XS1996603145	Issuance/BondEMTN CFSSOLIP XS1996603145/OD/TAUX/08/01/2041	08/01/2041	JPY	-100 000 000	-704 247
XS1996603228	Issuance/BondCFSFRPP2 EMTN/OD/TAUX/10/01/2040	10/01/2040	JPY	-400 000 000	-2 816 988
XS1996603491	Issuance/BondCFSFRPP2 EMTN/OD/TAUX/06/01/2040	06/01/2040	JPY	-200 000 000	-1 408 494
XS1996603574	Issuance/BondCFSFRPP2 EMTN/OD/TAUX/17/01/2040	17/01/2040	JPY	-400 000 000	-2 816 988
XS1996603657	Issuance/BondCFSFRPP2 EMTN/OD/TAUX/28/12/2029	28/12/2029	JPY	-100 000 000	-704 247
XS1996603731	Issuance/BondCFSFRPP2 EMTN/OD/TAUX/13/01/2040	13/01/2040	JPY	-400 000 000	-2 816 988
XS1996612211	Issuance/BondCFSFRPP2 EMTN/OD/TAUX/14/01/2039	14/01/2039	JPY	-225 000 000	-1 584 556
XS1996612302	Issuance/BondEMTN CFSSOLIP XS1996612302/OD/TAUX/10/01/2040	10/01/2040	JPY	-100 000 000	-704 247
XS1996612484	Issuance/BondEMTN CFSSOLIP XS1996612484/OD/TAUX/10/01/2040	10/01/2040	JPY	-300 000 000	-2 112 741
XS1996612567	Issuance/BondEMTN CFSSOLIP XS1996612567/OD/TAUX/13/01/2040	13/01/2040	JPY	-300 000 000	-2 112 741
XS1996613029	Issuance/BondCFSFRPP2 EMTN/OD/TAUX/27/12/2029	27/12/2029	JPY	-100 000 000	-704 247
XS1996613292	Issuance/BondEMTN CFSSOLIP XS1996613292/OD/TAUX/17/01/2040	17/01/2040	JPY	-200 000 000	-1 408 494
XS1996613375	Issuance/BondEMTN CFSSOLIP XS1996613375/OD/TAUX/24/01/2040	24/01/2040	JPY	-200 000 000	-1 408 494
XS2048848035	Issuance/BondCFSFRPP2 EMTN/OD/TAUX/23/01/2040	23/01/2040	JPY	-100 000 000	-704 247
XS2048848209	Issuance/BondCFSFRPP2 EMTN/OD/TAUX/29/01/2030	29/01/2030	JPY	-100 000 000	-704 247
XS2048848621	Issuance/BondCFSFRPP2 EMTN/OD/TAUX/27/12/2029	27/12/2029	JPY	-200 000 000	-1 408 494
XS2048870047	Issuance/BondEMTN CFSSOLIP XS2048870047/OD/TAUX/06/02/2040	06/02/2040	JPY	-300 000 000	-2 112 741
XS2048870120	Issuance/BondCFSFRPP2 EMTN/OD/TAUX/13/02/2040	13/02/2040	JPY	-100 000 000	-704 247
XS2048870393	Issuance/BondCFSFRPP2 EMTN/OD/TAUX/13/02/2040	13/02/2040	JPY	-100 000 000	-704 247
XS2048870476	Issuance/BondCFSFRPP2 EMTN/OD/TAUX/14/02/2040	14/02/2040	JPY	-100 000 000	-704 247
XS2048870633	Issuance/BondCFSFRPP2 EMTN/OD/TAUX/28/12/2029	28/12/2029	JPY	-600 000 000	-4 225 482
XS2048870716	Issuance/BondCFSFRPP2 EMTN/OD/TAUX/27/12/2029	27/12/2029	JPY	-100 000 000	-704 247
XS2048870807	Issuance/BondCFSFRPP2 EMTN/OD/TAUX/27/12/2029	27/12/2029	JPY	-100 000 000	-704 247
XS2048870989	Issuance/BondCFSFRPP2 EMTN/OD/TAUX/13/02/2040	13/02/2040	JPY	-100 000 000	-704 247
XS2048871011	Issuance/BondCFSFRPP2 EMTN/OD/TAUX/28/12/2029	28/12/2029	JPY	-300 000 000	-2 112 741
XS2048871102	Issuance/BondCFSFRPP2 EMTN/OD/TAUX/25/02/2033	25/02/2033	JPY	-50 000 000	-352 123
XS2048871441	Issuance/BondCFSFRPP2 EMTN/OD/TAUX/28/12/2029	28/12/2029	JPY	-500 000 000	-3 521 235
XS2053759960	Issuance/BondCFSFRPP2 EMTN/OD/TAUX/13/02/2040	13/02/2040	JPY	-100 000 000	-704 247
XS2053760034	Issuance/BondCFSFRPP2 EMTN/OD/TAUX/21/02/2040	21/02/2040	JPY	-100 000 000	-704 247
XS2053760117	Issuance/BondCFSFRPP2 EMTN/OD/TAUX/28/02/2040	28/02/2040	JPY	-100 000 000	-704 247
XS2053760893	Issuance/BondCFSFRPP2 EMTN/OD/TAUX/29/12/2026	29/12/2026	JPY	-300 000 000	-2 112 741
XS2053760976	Issuance/BondCFSFRPP2 EMTN/OD/TAUX/04/03/2030	04/03/2030	JPY	-50 000 000	-352 123
XS2053761198	Issuance/BondCFSFRPP2 EMTN/OD/TAUX/05/03/2040	05/03/2040	JPY	-200 000 000	-1 408 494
XS2053761271	Issuance/BondCFSFRPP2 EMTN/OD/TAUX/05/03/2035	05/03/2035	JPY	-100 000 000	-704 247
XS2053761354	Issuance/BondCFSFRPP2 EMTN/OD/TAUX/06/03/2035	06/03/2035	JPY	-2 000 000 000	-14 084 939
XS2053761438	Issuance/BondCFSFRPP2 EMTN/OD/TAUX/05/03/2035	05/03/2035	JPY	-400 000 000	-2 816 988
XS2053761602	Issuance/BondCFSFRPP2 EMTN/OD/TAUX/16/03/2040	16/03/2040	JPY	-50 000 000	-352 123
XS2053761784	Issuance/BondCFSFRPP2 EMTN/OD/TAUX/19/03/2027	19/03/2027	JPY	-500 000 000	-3 521 235
XS2053761941	Issuance/BondCFSFRPP2 EMTN/OD/TAUX/29/12/2026	29/12/2026	JPY	-300 000 000	-2 112 741
XS2053767120	Issuance/BondCFSFRPP2 EMTN/OD/TAUX/19/03/2040	19/03/2040	JPY	-100 000 000	-704 247
XS2053767393	Issuance/BondCFSFRPP2 EMTN/OD/TAUX/23/03/2040	23/03/2040	JPY	-50 000 000	-352 123
XS2053767476	Issuance/BondCFSFRPP2 EMTN/OD/TAUX/23/03/2040	23/03/2040	JPY	-100 000 000	-704 247
XS2053767559	Issuance/BondCFSFRPP2 EMTN/OD/TAUX/27/12/2029	27/12/2029	JPY	-100 000 000	-704 247
XS2053767633	Issuance/BondCFSFRPP2 EMTN/OD/TAUX/28/12/2029	28/12/2029	JPY	-100 000 000	-704 247
XS2053767716	Issuance/BondCFSFRPP2 EMTN/OD/TAUX/26/03/2030	26/03/2030	JPY	-100 000 000	-704 247
XS2053767807	Issuance/BondCFSFRPP2 EMTN/OD/TAUX/16/04/2035	16/04/2035	JPY	-100 000 000	-704 247
XS2053767989	Issuance/BondCFSFRPP2 EMTN/OD/TAUX/16/04/2035	16/04/2035	JPY	-200 000 000	-1 408 494
XS2053768011	Issuance/BondCFSFRPP2 EMTN/OD/TAUX/27/06/2025	27/06/2025	JPY	-100 000 000	-704 247
XS2053768102	Issuance/BondCFSFRPP2 EMTN/OD/TAUX/27/12/2029	27/12/2029	JPY	-200 000 000	-1 408 494
XS2053768367	Issuance/BondCFSFRPP2 EMTN/OD/TAUX/28/06/2030	28/06/2030	JPY	-150 000 000	-1 056 370
XS2053768441	Issuance/BondCFSFRPP2 EMTN/OD/TAUX/28/06/2030	28/06/2030	JPY	-150 000 000	-1 056 370
XS2053768524	Issuance/BondCFSFRPP2 EMTN/OD/TAUX/28/06/2030	28/06/2030	JPY	-1 300 000 000	-9 155 210
XS2053768797	Issuance/BondCFSFRPP2 EMTN/OD/TAUX/26/06/2025	26/06/2025	JPY	-200 000 000	-1 408 494
XS2053768870	Issuance/BondCFSFRPP2 EMTN/OD/TAUX/26/06/2030	26/06/2030	JPY	-100 000 000	-704 247
XS2053769175	Issuance/BondCFSFRPP2 EMTN/OD/TAUX/28/06/2030	28/06/2030	JPY	-1 000 000 000	-7 042 469
XS2053779216	Issuance/BondCFSFRPP2 EMTN/OD/TAUX/28/07/2033	28/07/2033	JPY	-50 000 000	-352 123
XS2053787821	Issuance/BondCFSFRPP2 EMTN/OD/TAUX/30/07/2040	30/07/2040	JPY	-220 000 000	-1 549 343

CREDIT AGRICOLE CIB FINANCIAL SOLUTIONS
 Half yearly Financial Report for the period ended June, 30 2022

ISIN	Nickname	Maturity	CCY	Notionnel in currency	CVEUR in EUR
XS2053788399	Issuance/BondCFSFRPP2 EMTN/0D/TAUX/18/08/2028	18/08/2028	JPY	-500 000 000	-3 521 235
XS2053788555	Issuance/BondEMTN FSBOKEIS XS2053788555/0D/TAUX/19/08/2025	19/08/2025	JPY	-130 000 000	-9 515 521
XS2053788639	Issuance/BondCFSFRPP2 EMTN/0D/TAUX/20/08/2040	20/08/2040	JPY	-200 000 000	-1 408 494
XS2053788712	Issuance/BondCFSFRPP2 EMTN/0D/TAUX/25/08/2033	25/08/2033	JPY	-50 000 000	-352 123
XS2053788985	Issuance/BondCFSFRPP2 EMTN/0D/TAUX/21/08/2040	21/08/2040	JPY	-100 000 000	-704 247
XS2053789017	Issuance/BondCFSFRPP2 EMTN/0D/TAUX/10/09/2035	10/09/2035	JPY	-50 000 000	-352 123
XS2149703410	Issuance/BondCFSFRPP2 EMTN/0D/TAUX/18/09/2040	18/09/2040	JPY	-100 000 000	-704 247
XS2149703501	Issuance/BondCFSFRPP2 EMTN/0D/TAUX/10/03/2039	10/03/2039	JPY	-300 000 000	-2 112 741
XS2149703766	Issuance/BondCFSFRPP2 EMTN/0D/TAUX/25/09/2040	25/09/2040	JPY	-500 000 000	-3 521 235
XS2149703840	Issuance/BondCFSFRPP2 EMTN/0D/TAUX/15/09/2023	15/09/2023	JPY	-50 000 000	-352 123
XS2149703923	Issuance/BondCFSFRPP2 EMTN/0D/TAUX/27/06/2030	27/06/2030	JPY	-100 000 000	-704 247
XS2149704145	Issuance/BondCFSFRPP2 EMTN/0D/TAUX/24/09/2040	24/09/2040	JPY	-500 000 000	-3 521 235
XS2149704228	Issuance/BondCFSFRPP2 EMTN/0D/TAUX/24/09/2040	24/09/2040	JPY	-100 000 000	-704 247
XS2149704491	Issuance/BondCFSFRPP2 EMTN/0D/TAUX/24/09/2030	24/09/2030	JPY	-100 000 000	-704 247
XS2149704574	Issuance/BondCFSFRPP2 EMTN/0D/TAUX/24/09/2040	24/09/2040	JPY	-300 000 000	-2 112 741
XS2149704657	Issuance/BondCFSFRPP2 EMTN/0D/TAUX/28/09/2033	28/09/2033	JPY	-500 000 000	-3 521 235
XS2149704905	Issuance/BondCFSFRPP2 EMTN/0D/TAUX/15/10/2040	15/10/2040	JPY	-200 000 000	-1 408 494
XS2149705118	Issuance/BondCFSFRPP2 EMTN/0D/TAUX/15/10/2040	15/10/2040	JPY	-50 000 000	-352 123
XS2149710209	Issuance/BondCFSFRPP2 EMTN/0D/TAUX/22/10/2040	22/10/2040	JPY	-100 000 000	-704 247
XS2149710381	Issuance/BondCFSFRPP2 EMTN/0D/TAUX/22/10/2040	22/10/2040	JPY	-100 000 000	-704 247
XS2149710621	Issuance/BondCFSFRPP2 EMTN/0D/TAUX/04/11/2025	04/11/2025	JPY	-100 000 000	-704 247
XS2149710894	Issuance/BondCFSFRPP2 EMTN/0D/TAUX/06/11/2040	06/11/2040	JPY	-500 000 000	-3 521 235
XS2149710977	Issuance/BondCFSFRPP2 EMTN/0D/TAUX/20/11/2023	20/11/2023	JPY	-50 000 000	-352 123
XS2149711199	Issuance/BondCFSFRPP2 EMTN/0D/TAUX/04/12/2040	04/12/2040	JPY	-100 000 000	-704 247
XS2149711512	Issuance/BondCFSFRPP2 EMTN/0D/TAUX/03/12/2035	03/12/2035	JPY	-300 000 000	-2 112 741
XS2149711868	Issuance/BondCFSFRPP2 EMTN/0D/TAUX/21/12/2040	21/12/2040	JPY	-100 000 000	-704 247
XS2149712080	Issuance/BondCFSFRPP2 EMTN/0D/TAUX/15/01/2031	15/01/2031	JPY	-1 500 000 000	-10 563 704
XS2149724689	Issuance/BondCFSFRPP2 EMTN/0D/TAUX/04/02/2036	04/02/2036	JPY	-50 000 000	-352 123
XS2149724762	Issuance/BondCFSFRPP2 EMTN/0D/TAUX/15/02/2036	15/02/2036	JPY	-200 000 000	-1 408 494
XS2149724846	Issuance/BondEMTN CFSSOLIP XS2149724846/0D/TAUX/24/02/2051	24/02/2051	JPY	-400 000 000	-2 816 988
XS2149724929	Issuance/BondCFSFRPP2 EMTN/0D/TAUX/25/02/2041	25/02/2041	JPY	-200 000 000	-1 408 494
XS2149725066	Issuance/BondCFSFRPP2 EMTN/0D/TAUX/29/12/2025	29/12/2025	JPY	-100 000 000	-704 247
XS2149725223	Issuance/BondCFSFRPP2 EMTN/0D/TAUX/04/03/2041	04/03/2041	JPY	-200 000 000	-1 408 494
XS2149725496	Issuance/BondCFSFRPP2 EMTN/0D/TAUX/12/03/2035	12/03/2035	JPY	-600 000 000	-4 225 482
XS2149725579	Issuance/BondCFSFRPP2 EMTN/0D/TAUX/29/12/2026	29/12/2026	JPY	-300 000 000	-2 112 741
XS2149725652	Issuance/BondCFSFRPP2 EMTN/0D/TAUX/12/03/2041	12/03/2041	JPY	-100 000 000	-704 247
XS2149725736	Issuance/BondCFSFRPP2 EMTN/0D/TAUX/04/03/2031	04/03/2031	JPY	-100 000 000	-704 247
XS2149725819	Issuance/BondCFSFRPP2 EMTN/0D/TAUX/04/03/2041	04/03/2041	JPY	-100 000 000	-704 247
XS2149725900	Issuance/BondCFSFRPP2 EMTN/0D/TAUX/27/12/2030	27/12/2030	JPY	-100 000 000	-704 247
XS2149726031	Issuance/BondCFSFRPP2 EMTN/0D/TAUX/11/03/2041	11/03/2041	JPY	-100 000 000	-704 247
XS2149726114	Issuance/BondCFSFRPP2 EMTN/0D/TAUX/11/03/2041	11/03/2041	JPY	-100 000 000	-704 247
XS2149726205	Issuance/BondCFSFRPP2 EMTN/0D/TAUX/27/03/2035	27/03/2035	JPY	-700 000 000	-4 929 729
XS2149726387	Issuance/BondCFSFRPP2 EMTN/0D/TAUX/18/03/2041	18/03/2041	JPY	-400 000 000	-2 816 988
XS2149726460	Issuance/BondCFSFRPP2 EMTN/0D/TAUX/26/03/2036	26/03/2036	JPY	-1 000 000 000	-7 042 469
XS2149726544	Issuance/BondCFSFRPP2 EMTN/0D/TAUX/25/03/2041	25/03/2041	JPY	-100 000 000	-704 247
XS2149726627	Issuance/BondCFSFRPP2 EMTN/0D/TAUX/25/03/2041	25/03/2041	JPY	-100 000 000	-704 247
XS2201351017	Issuance/BondCFSFRPP2 EMTN/0D/TAUX/25/03/2041	25/03/2041	JPY	-500 000 000	-3 521 235
XS2201351108	Issuance/BondCFSFRPP2 EMTN/0D/TAUX/29/03/2041	29/03/2041	JPY	-100 000 000	-704 247
XS2201351280	Issuance/BondEMTN FSBOKEIS XS2201351280/0D/TAUX/16/04/2026	16/04/2026	JPY	-100 000 000	-704 247
XS2201351363	Issuance/BondCFSFRPP2 EMTN/0D/TAUX/23/04/2041	23/04/2041	JPY	-300 000 000	-2 112 741
XS2201351447	Issuance/BondCFSFRPP2 EMTN/0D/TAUX/24/04/2041	24/04/2041	JPY	-300 000 000	-2 112 741
XS2201351520	Issuance/BondCFSFRPP2 EMTN/0D/TAUX/25/04/2036	25/04/2036	JPY	-200 000 000	-1 408 494
XS2201351793	Issuance/BondCFSFRPP2 EMTN/0D/TAUX/10/05/2041	10/05/2041	JPY	-200 000 000	-1 408 494
XS2201351876	Issuance/BondCFSFRPP2 EMTN/0D/TAUX/10/05/2041	10/05/2041	JPY	-300 000 000	-2 112 741
XS2201352098	Issuance/BondCFSFRPP2 EMTN/0D/TAUX/14/05/2031	14/05/2031	JPY	-100 000 000	-704 247
XS2201352171	Issuance/BondCFSFRPP2 EMTN/0D/TAUX/19/05/2036	19/05/2036	JPY	-50 000 000	-352 123
XS2201352254	Issuance/BondEMTN CFSEISIP XS2201352254/0D/TAUX/26/05/2026	26/05/2026	JPY	-50 000 000	-352 123
XS2201352338	Issuance/BondEMTN CFSSOLIP XS2201352338/0D/TAUX/28/05/2041	28/05/2041	JPY	-300 000 000	-2 112 741
XS2201352411	Issuance/BondEMTN CFSEISIP XS2201352411/0D/TAUX/28/05/2027	28/05/2027	JPY	-100 000 000	-704 247
XS2201352502	Issuance/BondEMTN CFSSOLIP XS2201352502/0D/TAUX/11/06/2041	11/06/2041	JPY	-1 000 000 000	-7 042 469
XS2201352684	Issuance/BondCFSFRPP2 EMTN/0D/TAUX/24/06/2031	24/06/2031	JPY	-500 000 000	-3 521 235
XS2201352767	Issuance/BondCFSFRPP2 EMTN/0D/TAUX/08/07/2041	08/07/2041	JPY	-100 000 000	-704 247
XS2201353062	Issuance/BondEMTN CFSEISIP XS2201353062/0D/TAUX/14/07/2026	14/07/2026	JPY	-1 000 000 000	-7 042 469
XS2268502874	Issuance/BondCFSFRPP2 EMTN/0D/TAUX/12/07/2041	12/07/2041	JPY	-500 000 000	-3 521 235
XS2268502957	Issuance/BondCFSFRPP2 EMTN/0D/TAUX/09/07/2041	09/07/2041	JPY	-500 000 000	-3 521 235
XS2268503096	Issuance/BondCFSFRPP2 EMTN/0D/TAUX/21/07/2034	21/07/2034	JPY	-50 000 000	-352 123
XS2268503179	Issuance/BondCFSFRPP2 EMTN/0D/TAUX/19/07/2041	19/07/2041	JPY	-50 000 000	-352 123
XS2268503252	Issuance/BondEMTN CFSSOLIP XS2268503252/0D/TAUX/12/07/2041	12/07/2041	JPY	-300 000 000	-2 112 741
XS2268503336	Issuance/BondCFSFRPP2 EMTN/0D/TAUX/26/07/2024	26/07/2024	JPY	-200 000 000	-1 408 494
XS2268503500	Issuance/BondEMTN CFSEISIP XS2268503500/0D/TAUX/27/07/2026	27/07/2026	JPY	-500 000 000	-3 521 235
XS2268503682	Issuance/BondCFSFRPP2 EMTN/0D/TAUX/26/07/2041	26/07/2041	JPY	-50 000 000	-352 123
XS2268503849	Issuance/BondCFSFRPP2 EMTN/0D/TAUX/04/08/2023	04/08/2023	JPY	-100 000 000	-704 247
XS2268503922	Issuance/BondCFSFRPP2 EMTN/0D/TAUX/02/03/2037	02/03/2037	JPY	-400 000 000	-2 816 988
XS2268504060	Issuance/BondCFSFRPP2 EMTN/0D/TAUX/12/08/2025	12/08/2025	JPY	-50 000 000	-352 123
XS2268504144	Issuance/BondCFSFRPP2 EMTN/0D/TAUX/16/08/2041	16/08/2041	JPY	-500 000 000	-3 521 235

CREDIT AGRICOLE CIB FINANCIAL SOLUTIONS
 Half yearly Financial Report for the period ended June, 30 2022

ISIN	Nickname	Maturity	CCY	Notionnel in currency	CVEUR in EUR
XS2268504227	Issuance/BondCFSFRPP2 EMTN/0D/TAUX/23/08/2051	23/08/2051	JPY	-100 000 000	-704 247
XS2268504573	Issuance/BondCFSFRPP2 EMTN/0D/TAUX/28/09/2034	28/09/2034	JPY	-500 000 000	-3 521 235
XS2268504656	Issuance/BondCFSFRPP2 EMTN/0D/TAUX/29/09/2051	29/09/2051	JPY	-100 000 000	-704 247
XS2268504730	Issuance/BondCFSFRPP2 EMTN/0D/TAUX/30/06/2031	30/06/2031	JPY	-100 000 000	-704 247
XS2268504813	Issuance/BondCFSFRPP2 EMTN/0D/TAUX/15/10/2031	15/10/2031	JPY	-100 000 000	-704 247
XS2299240791	Issuance/BondCFSFRPP2 EMTN/0D/TAUX/19/10/2026	19/10/2026	JPY	-50 000 000	-352 123
XS2299240874	Issuance/BondCFSFRPP2 EMTN/0D/TAUX/29/12/2031	29/12/2031	JPY	-1 000 000 000	-7 042 469
XS2299240957	Issuance/BondCFSFRPP2 EMTN/0D/TAUX/21/10/2041	21/10/2041	JPY	-100 000 000	-704 247
XS2299241096	Issuance/BondCFSFRPP2 EMTN/0D/TAUX/22/10/2041	22/10/2041	JPY	-100 000 000	-704 247
XS2299241179	Issuance/BondCFSFRPP2 EMTN/0D/TAUX/05/11/2041	05/11/2041	JPY	-200 000 000	-1 408 494
XS2299241336	Issuance/BondCFSFRPP2 EMTN/0D/TAUX/25/10/2051	25/10/2051	JPY	-100 000 000	-704 247
XS2299241419	Issuance/BondCFSFRPP2 EMTN/0D/TAUX/02/11/2051	02/11/2051	JPY	-100 000 000	-704 247
XS2299241500	Issuance/BondCFSFRPP2 EMTN/0D/TAUX/08/11/2051	08/11/2051	JPY	-100 000 000	-704 247
XS2299241682	Issuance/BondCFSFRPP2 EMTN/0D/TAUX/01/11/2051	01/11/2051	JPY	-100 000 000	-704 247
XS2299241765	Issuance/BondCFSFRPP2 EMTN/0D/TAUX/05/11/2041	05/11/2041	JPY	-100 000 000	-704 247
XS2299241849	Issuance/BondEMTN CFSEISIP XS2299241849/0D/TAUX/05/11/2027	05/11/2027	JPY	-50 000 000	-352 123
XS2299241922	Issuance/BondCFSFRPP2 EMTN/0D/TAUX/17/05/2041	17/05/2041	JPY	-200 000 000	-1 408 494
XS2299242060	Issuance/BondCFSFRPP2 EMTN/0D/TAUX/29/12/2031	29/12/2031	JPY	-1 000 000 000	-7 042 469
XS2299242144	Issuance/BondCFSFRPP2 EMTN/0D/TAUX/30/11/2051	30/11/2051	JPY	-800 000 000	-5 633 976
XS2299242227	Issuance/BondCFSFRPP2 EMTN/0D/TAUX/29/11/2051	29/11/2051	JPY	-200 000 000	-1 408 494
XS2299242490	Issuance/BondEMTN CFSEISIP XS2299242490/0D/TAUX/01/12/2022	01/12/2022	JPY	-64 000 000	-450 718
XS2299242573	Issuance/BondCFSFRPP2 EMTN/0D/TAUX/29/05/2031	29/05/2031	JPY	-120 000 000	-845 096
XS2299242656	Issuance/BondCFSFRPP2 EMTN/0D/TAUX/30/11/2051	30/11/2051	JPY	-300 000 000	-2 112 741
XS2299242730	Issuance/BondCFSFRPP2 EMTN/0D/TAUX/03/12/2046	03/12/2046	JPY	-100 000 000	-704 247
XS2299268453	Issuance/BondCFSFRPP2 EMTN/0D/TAUX/07/12/2046	07/12/2046	JPY	-200 000 000	-1 408 494
XS2299268537	Issuance/BondCFSFRPP2 EMTN/0D/TAUX/06/12/2051	06/12/2051	JPY	-100 000 000	-704 247
XS2299268610	Issuance/BondCFSFRPP2 EMTN/0D/TAUX/14/09/2051	14/09/2051	JPY	-200 000 000	-1 408 494
XS2299268701	Issuance/BondCFSFRPP2 EMTN/0D/TAUX/10/06/2041	10/06/2041	JPY	-100 000 000	-704 247
XS2299268883	Issuance/BondCFSFRPP2 EMTN/0D/TAUX/08/12/2036	08/12/2036	JPY	-100 000 000	-704 247
XS2299268966	Issuance/BondCFSFRPP2 EMTN/0D/TAUX/15/12/2051	15/12/2051	JPY	-100 000 000	-704 247
XS2299269006	Issuance/BondCFSFRPP2 EMTN/0D/TAUX/06/09/2051	06/09/2051	JPY	-200 000 000	-1 408 494
XS2299269188	Issuance/BondCFSFRPP2 EMTN/0D/TAUX/13/03/2040	13/03/2040	JPY	-100 000 000	-704 247
XS2299269261	Issuance/BondCFSFRPP2 EMTN/0D/TAUX/13/12/2041	13/12/2041	JPY	-300 000 000	-2 112 741
XS2299269345	Issuance/BondCFSFRPP2 EMTN/0D/TAUX/28/12/2028	28/12/2028	JPY	-100 000 000	-704 247
XS2299269428	Issuance/BondCFSFRPP2 EMTN/0D/TAUX/22/12/2051	22/12/2051	JPY	-300 000 000	-2 112 741
XS2299269691	Issuance/BondCFSFRPP2 EMTN/0D/TAUX/15/12/2031	15/12/2031	JPY	-300 000 000	-2 112 741
XS2299269774	Issuance/BondCFSFRPP2 EMTN/0D/TAUX/22/12/2051	22/12/2051	JPY	-200 000 000	-1 408 494
XS2299269857	Issuance/BondCFSFRPP2 EMTN/0D/TAUX/22/12/2051	22/12/2051	JPY	-100 000 000	-704 247
XS2299269931	Issuance/BondCFSFRPP2 EMTN/0D/TAUX/05/01/2052	05/01/2052	JPY	-400 000 000	-2 816 988
XS2299270194	Issuance/BondCFSFRPP2 EMTN/0D/TAUX/07/01/2042	07/01/2042	JPY	-100 000 000	-704 247
XS2299270277	Issuance/BondCFSFRPP2 EMTN/0D/TAUX/10/01/2042	10/01/2042	JPY	-200 000 000	-1 408 494
XS2299270350	Issuance/BondCFSFRPP2 EMTN/0D/TAUX/14/01/2042	14/01/2042	JPY	-200 000 000	-1 408 494
XS2299270434	Issuance/BondCFSFRPP2 EMTN/0D/TAUX/02/02/2052	02/02/2052	JPY	-100 000 000	-704 247
XS2299270517	Issuance/BondCFSFRPP2 EMTN/0D/TAUX/09/02/2052	09/02/2052	JPY	-100 000 000	-704 247
XS2316250971	Issuance/BondCFSFRPP2 EMTN/0D/TAUX/01/02/2052	01/02/2052	JPY	-200 000 000	-1 408 494
XS2316251193	Issuance/BondCFSFRPP2 EMTN/0D/TAUX/04/02/2042	04/02/2042	JPY	-100 000 000	-704 247
XS2316251276	Issuance/BondCFSFRPP2 EMTN/0D/TAUX/15/02/2052	15/02/2052	JPY	-100 000 000	-704 247
XS2316251359	Issuance/BondCFSFRPP2 EMTN/0D/TAUX/07/02/2052	07/02/2052	JPY	-200 000 000	-1 408 494
XS2316251516	Issuance/BondCFSFRPP2 EMTN/0D/TAUX/14/02/2042	14/02/2042	JPY	-500 000 000	-3 521 235
XS2316251789	Issuance/BondCFSFRPP2 EMTN/0D/TAUX/15/03/2040	15/03/2040	JPY	-100 000 000	-704 247
XS2316251862	Issuance/BondCFSFRPP2 EMTN/0D/TAUX/04/03/2052	04/03/2052	JPY	-100 000 000	-704 247
XS2316251946	Issuance/BondCFSFRPP2 EMTN/0D/TAUX/01/03/2052	01/03/2052	JPY	-500 000 000	-3 521 235
XS2316252084	Issuance/BondCFSFRPP2 EMTN/0D/TAUX/29/12/2031	29/12/2031	JPY	-100 000 000	-704 247
XS2316252167	Issuance/BondCFSFRPP2 EMTN/0D/TAUX/17/03/2042	17/03/2042	JPY	-100 000 000	-704 247
XS2316252241	Issuance/BondCFSFRPP2 EMTN/0D/TAUX/09/03/2037	09/03/2037	JPY	-100 000 000	-704 247
XS2316252324	Issuance/BondCFSFRPP2 EMTN/0D/TAUX/15/03/2052	15/03/2052	JPY	-500 000 000	-3 521 235
XS2316252597	Issuance/BondEMTN CFSSOLIP XS2316252597/0D/TAUX/26/04/2032	26/04/2032	JPY	-1 000 000 000	-7 042 469
XS2316252670	Issuance/BondEMTN CFSSOLIP XS2316252670/0D/TAUX/22/04/2042	22/04/2042	JPY	-1 000 000 000	-7 042 469
XS2316252753	Issuance/BondEMTN CFSSOLIP XS2316252753/0D/TAUX/22/04/2032	22/04/2032	JPY	-500 000 000	-3 521 235
XS2316252837	Issuance/BondEMTN CFSSOLIP XS2316252837/0D/TAUX/28/04/2042	28/04/2042	JPY	-100 000 000	-704 247
XS2316252910	Issuance/BondCFSFRPP2 EMTN/0D/TAUX/26/04/2052	26/04/2052	JPY	-100 000 000	-704 247
XS2316253058	Issuance/BondEMTN CFSSOLIP XS2316253058/0D/TAUX/28/04/2032	28/04/2032	JPY	-100 000 000	-704 247
XS2348552808	Issuance/BondCFSFRPP2 EMTN/0D/TAUX/10/05/2052	09/05/2052	JPY	-100 000 000	-704 247
XS2348552980	Issuance/BondEMTN CFSSOLIP XS2348552980/0D/TAUX/28/04/2032	28/04/2032	JPY	-200 000 000	-1 408 494
XS2348553012	Issuance/BondEMTN CFSSOLIP XS2348553012/0D/TAUX/27/04/2032	27/04/2032	JPY	-100 000 000	-704 247
XS2348553103	Issuance/BondEMTN CFSEISIP XS2348553103/0D/TAUX/28/04/2023	28/04/2023	JPY	-60 000 000	-422 548
XS2348553285	Issuance/BondCFSFRPP2 EMTN/0D/TAUX/27/06/2029	27/06/2029	JPY	-300 000 000	-2 112 741
XS2348553368	Issuance/BondCFSFRPP2 EMTN/0D/TAUX/28/06/2032	28/06/2032	JPY	-100 000 000	-704 247
XS2348553442	Issuance/BondEMTN CFSSOLIP XS2348553442/0D/TAUX/13/05/2032	13/05/2032	JPY	-500 000 000	-3 521 235
XS2348553525	Issuance/BondCFSFRPP2 EMTN/0D/TAUX/19/05/2027	19/05/2027	JPY	-100 000 000	-704 247
XS2348553798	Issuance/BondCFSFRPP2 EMTN/0D/TAUX/17/05/2052	17/05/2052	JPY	-100 000 000	-704 247
XS2348553954	Issuance/BondCFSFRPP2 EMTN/0D/TAUX/27/06/2029	27/06/2029	JPY	-1 000 000 000	-7 042 469
XS2348554176	Issuance/BondCFSFRPP2 EMTN/0D/TAUX/28/06/2029	28/06/2029	JPY	-1 000 000 000	-7 042 469
XS2348554259	Issuance/BondEMTN CFSEISIP XS2348554259/0D/TAUX/23/05/2023	23/05/2023	JPY	-1 000 000 000	-7 042 469
XS2348554333	Issuance/BondEMTN CFSSOLIP XS2348554333/0D/TAUX/27/05/2042	27/05/2042	JPY	-500 000 000	-3 521 235

CREDIT AGRICOLE CIB FINANCIAL SOLUTIONS
Half yearly Financial Report for the period ended June, 30 2022

ISIN	Nickname	Maturity	CCY	Notionnel in currency	CVEUR in EUR
XS2348554416	Issuance/BondEMTN CFSEISIP XS2348554416/0D/TAUX/24/05/2023	24/05/2023	JPY	-1 000 000 000	-7 042 469
XS2348554507	Issuance/BondCFSFRPP2 EMTN/0D/TAUX/24/05/2052	24/05/2052	JPY	-200 000 000	-1 408 494
XS2348554689	Issuance/BondCFSFRPP2 EMTN/0D/TAUX/10/06/2052	10/06/2052	JPY	-200 000 000	-1 408 494
XS2348554762	Issuance/BondCFSFRPP2 EMTN/0D/TAUX/28/06/2029	28/06/2029	JPY	-100 000 000	-704 247
XS2348554846	Issuance/BondBMTN CFSEISIP XS2348554846/0D/TAUX/06/06/2023	06/06/2023	JPY	-80 000 000	-563 398
XS2367363939	Issuance/BondCFSFRPP2 EMTN/0D/TAUX/13/06/2052	13/06/2052	JPY	-200 000 000	-1 408 494
XS2367364077	Issuance/BondCFSFRPP2 EMTN/0D/TAUX/14/06/2027	14/06/2027	JPY	-125 000 000	-880 309
XS2367364150	Issuance/BondCFSFRPP2 EMTN/0D/TAUX/24/06/2027	24/06/2027	JPY	-100 000 000	-704 247
XS2367364234	Issuance/BondEMTN CFSSOLIP XS2367364234/0D/TAUX/15/06/2032	15/06/2032	JPY	-100 000 000	-704 247
XS2367364317	Issuance/BondCFSFRPP2 EMTN/0D/TAUX/23/06/2042	23/06/2042	JPY	-100 000 000	-704 247
XS2367364408	Issuance/BondCFSFRPP2 EMTN/0D/TAUX/28/06/2032	28/06/2032	JPY	-100 000 000	-704 247
XS2367364580	Issuance/BondCFSFRPP2 EMTN/0D/TAUX/29/12/2026	29/12/2026	JPY	-100 000 000	-704 247
XS2367364663	Issuance/BondCFSFRPP2 EMTN/0D/TAUX/29/12/2026	29/12/2026	JPY	-100 000 000	-704 247
XS2367364747	Issuance/BondEMTN CFSEISIP XS2367364747/0D/TAUX/26/06/2025	26/06/2025	JPY	-200 000 000	-1 408 494
XS2367364820	Issuance/BondEMTN CFSEISIP XS2367364820/0D/TAUX/22/06/2023	22/06/2023	JPY	-50 000 000	-352 123
XS2367365041	Issuance/BondCFSFRPP2 EMTN/0D/TAUX/27/06/2029	27/06/2029	JPY	-100 000 000	-704 247
XS2367365124	Issuance/BondCFSFRPP2 EMTN/0D/TAUX/27/06/2029	27/06/2029	JPY	-100 000 000	-704 247
XS2367365397	Issuance/BondCFSFRPP2 EMTN/0D/TAUX/30/06/2027	30/06/2027	JPY	-300 000 000	-2 112 741
		TOTAL	JPY	-167 684 000 000	-1 180 909 450
XS1996591548	Issuance/BondCFSFRPP2 EMTN/0D/TAUX/05/01/2025	05/01/2025	NOK	-7 900 000	-764 815
		TOTAL	NOK	-7 900 000	-764 815
XS1856655854	Issuance/BondEMTN FSBOKEIS XS1856655854/0D/TAUX/23/01/2023	23/01/2023	PLN	-40 185 000	-8 556 645
XS1883109313	Issuance/BondEMTN FSBOKEIS XS1883109313/0D/TAUX/26/04/2023	26/04/2023	PLN	-27 495 000	-5 854 547
XS1923123613	Issuance/BondEMTN FSBOKEIS XS1923123613/0D/TAUX/16/08/2022	16/08/2022	PLN	-25 450 000	-5 419 102
XS1962160906	Issuance/BondEMTN FSBOKEIS XS1962160906/0D/TAUX/11/10/2024	11/10/2024	PLN	-25 330 000	-5 393 550
XS2053771155	Issuance/BondEMTN FSBOKEIS XS2053771155/0D/TAUX/09/10/2025	09/10/2025	PLN	-19 345 000	-4 119 156
XS2201332900	Issuance/BondEMTN FSBOKEIS XS2201332900/0D/TAUX/11/05/2026	11/05/2026	PLN	-34 665 000	-7 381 264
XS2201333114	Issuance/BondEMTN CFSEISIP XS2201333114/0D/TAUX/03/08/2026	03/08/2026	PLN	-15 025 000	-3 199 293
XS2201333205	Issuance/BondEMTN CFSEISIP XS2201333205/0D/TAUX/03/08/2026	03/08/2026	PLN	-44 530 000	-9 481 832
XS2201333460	Issuance/BondEMTN CFSEISIP XS2201333460/0D/TAUX/28/09/2026	28/09/2026	PLN	-11 995 000	-2 554 111
XS2201333544	Issuance/BondEMTN CFSEISIP XS2201333544/0D/TAUX/28/09/2026	28/09/2026	PLN	-38 485 000	-8 194 662
XS2201333627	Issuance/BondEMTN CFSEISIP XS2201333627/0D/TAUX/30/11/2026	30/11/2026	PLN	-7 690 000	-1 637 442
XS2201333890	Issuance/BondEMTN CFSEISIP XS2201333890/0D/TAUX/30/11/2026	30/11/2026	PLN	-26 185 000	-5 575 607
XS2201333973	Issuance/BondEMTN CFSEISIP XS2201333973/0D/TAUX/18/01/2027	18/01/2027	PLN	-6 440 000	-1 371 278
XS2299242813	Issuance/BondEMTN CFSEISIP XS2299242813/0D/TAUX/18/01/2027	18/01/2027	PLN	-28 260 000	-6 017 439
XS2299242904	Issuance/BondEMTN CFSEISIP XS2299242904/0D/TAUX/19/04/2027	19/04/2027	PLN	-60 000 000	-12 775 879
		TOTAL	PLN	-411 080 000	-87 531 807
XS1590348527	Issuance/BondEMTN CFSSOLIP XS1590348527/0D/TAUX/06/09/2024	06/09/2024	RUB	-80 000 000	-1 442 729
		TOTAL	RUB	-80 000 000	-1 442 729
XS1766063553	Issuance/BondEMTN SAMBA 5Y/5Y/15/05/2023/0%	15/05/2023	SAR	-500 000 000	-127 495 894
		TOTAL	SAR	-500 000 000	-127 495 894
SE0011414812	Issuance/BondEMTN FSBOKEIS SE0011414812/0D/TAUX/27/09/2023	27/09/2023	SEK	-30 950 000	-2 887 437
SE0011762533	Issuance/BondEMTN FSBOKEIS SE0011762533/0D/TAUX/18/12/2023	18/12/2023	SEK	-24 120 000	-2 250 241
SE0012231447	Issuance/BondEMTN FSBOKEIS SE0012231447/0D/TAUX/07/05/2025	07/05/2025	SEK	-10 910 000	-1 017 833
SE0013382421	Issuance/BondEMTN FSBOKEIS SE0013382421/0D/TAUX/26/11/2024	25/11/2024	SEK	-10 000 000	-932 936
SE0015243852	Issuance/BondEMTN FSBOKEIS SE0015243852/0D/TAUX/13/01/2026	13/01/2026	SEK	-30 000 000	-2 798 808
SE0015243993	Issuance/BondEMTN FSBOKEIS SE0015243993/0D/TAUX/20/05/2026	20/05/2026	SEK	-4 160 000	-388 101
SE0015244009	Issuance/BondEMTN CFSEISIP SE0015244009/0D/TAUX/02/07/2027	02/07/2027	SEK	-18 000 000	-1 679 285
SE0015244017	Issuance/BondEMTN CFSEISIP SE0015244017/0D/TAUX/09/12/2026	09/12/2026	SEK	-20 030 000	-1 868 671
XS1782015496	Issuance/BondEMTN FSBOKEIS XS1782015496/0D/TAUX/21/06/2023	21/06/2023	SEK	-21 000 000	-1 959 165
XS1782015652	Issuance/BondEMTN FSBOKEIS XS1782015652/0D/TAUX/23/06/2025	23/06/2025	SEK	-13 000 000	-1 212 817
XS1868240596	Issuance/BondEMTN FSBOKEIS XS1868240596/0D/TAUX/23/11/2023	23/11/2023	SEK	-10 000 000	-932 936
XS1868243269	Issuance/BondEMTN CFSSOLIP XS1868243269/0D/TAUX/05/12/2025	05/12/2025	SEK	-2 000 000	-186 587
XS1868243699	Issuance/BondEMTN FSBOKEIS XS1868243699/0D/TAUX/22/12/2025	22/12/2025	SEK	-30 000 000	-2 798 808
XS1923114463	Issuance/BondEMTN FSBOKEIS XS1923114463/0D/TAUX/06/05/2026	06/05/2026	SEK	-10 000 000	-932 936
		TOTAL	SEK	-234 170 000	-21 846 560
XS2053769092	Issuance/BondEMTN CFSSOLIP XS2053769092/0D/TAUX/23/06/2025	23/06/2025	SGD	-1 000 000	-687 447
		TOTAL	SGD	-1 000 000	-687 447
XS1590344708	Issuance/BondCFSFRPP2 EMTN/0D/TAUX/28/07/2022	28/07/2022	TRY	-3 600 000	-206 381
XS1590347123	Issuance/BondEMTN CFSSOLIP XS1590347123/0D/TAUX/29/08/2024	29/08/2024	TRY	-6 000 000	-343 969
XS1630608682	Issuance/BondCFSFRPP2 EMTN/0D/TAUX/02/11/2022	02/11/2022	TRY	-4 000 000	-229 312

CREDIT AGRICOLE CIB FINANCIAL SOLUTIONS
Half yearly Financial Report for the period ended June, 30 2022

ISIN	Nickname	Maturity	CCY	Notionnel in currency	CVEUR in EUR
XS1754500509	Issuance/BondCFSFRPP2 EMTN/0D/TAUX/11/05/2023	11/05/2023	TRY	-4 800 000	-275 175
XS1766063470	Issuance/BondCFSFRPP2 EMTN/0D/TAUX/05/06/2023	05/06/2023	TRY	-3 800 000	-217 847
XS1766063801	Issuance/BondCFSFRPP2 EMTN/0D/07/06/2023/7.4%	07/06/2023	TRY	-1 600 000	-91 725
XS1766063983	Issuance/BondCFSFRPP2 EMTN/0D/06/06/2023/7%	06/06/2023	TRY	-5 200 000	-298 106
XS1766066143	Issuance/BondCFSFRPP2 EMTN/0D/07/06/2023/7%	07/06/2023	TRY	-7 200 000	-412 762
XS1766067117	Issuance/BondCFSFRPP2 EMTN/0D/TAUX/08/06/2023	08/06/2023	TRY	-5 000 000	-286 641
XS1766067547	Issuance/BondCFSFRPP2 EMTN/0D/TAUX/14/06/2023	14/06/2023	TRY	-6 200 000	-355 434
XS1766069915	Issuance/BondCFSFRPP2 EMTN/0D/12/06/2023/7%	12/06/2023	TRY	-5 600 000	-321 037
XS1766070418	Issuance/BondCFSFRPP2 EMTN/0D/20/06/2023/7%	20/06/2023	TRY	-5 500 000	-315 305
XS1782014507	Issuance/BondCFSFRPP2 EMTN/0D/TAUX/08/06/2023	08/06/2023	TRY	-1 400 000	-80 259
XS1803949152	Issuance/BondCFSFRPP2 EMTN/0D/TAUX/01/08/2023	01/08/2023	TRY	-1 200 000	-68 794
XS1810538527	Issuance/BondCFSFRPP2 EMTN/0D/TAUX/14/08/2023	14/08/2023	TRY	-1 000 000	-57 328
XS2149704061	Issuance/BondCFSFRPP2 EMTN/0D/TAUX/11/09/2025	11/09/2025	TRY	-11 000 000	-630 609
XS2201342453	Issuance/BondCFSFRPP2 EMTN/0D/TAUX/08/03/2023	08/03/2023	TRY	-3 400 000	-194 916
XS2268502791	Issuance/BondCFSFRPP2 EMTN/0D/TAUX/07/06/2024	07/06/2024	TRY	-4 600 000	-263 709
		TOTAL	TRY	-81 100 000	-4 649 310

FR1CIBFS0087	Issuance/BondEMTN CFSEISIP FR1CIBFS0087/0D/TAUX/23/05/2025	23/05/2025	USD	-9 500 000	-9 089 170
FR9347FS3844	Issuance/BondEMTN CFSSOLIP FR9347FS3844/0D/TAUX/02/11/2023	02/11/2023	USD	-1 000 000	-956 755
FR9347FS7068	Issuance/BondEMTN FSBOKEIS FR9347FS7068/0D/TAUX/17/07/2024	17/07/2024	USD	-653 000	-624 761
FR9348FS2233	Issuance/BondEMTN CFSSOLIP FR9348FS2233/0D/TAUX/05/08/2022	05/08/2022	USD	-1 290 000	-1 234 214
FR9348FS5616	Issuance/BondEMTN CFSEISIP FR9348FS5616/0D/TAUX/12/06/2026	12/06/2026	USD	-1 000 000	-956 755
FR9348FS5798	Issuance/BondEMTN CFSEISIP FR9348FS5798/0D/TAUX/01/07/2026	01/07/2026	USD	-1 500 000	-1 435 132
FR9348FS6812	Issuance/BondEMTN CFSEISIP FR9348FS6812/0D/TAUX/21/09/2029	21/09/2029	USD	-500 000	-478 377
FR9348FS7448	Issuance/BondEMTN CFSEISIP FR9348FS7448/0D/TAUX/09/11/2026	09/11/2026	USD	-360 000	-344 432
FR9348FS7877	Issuance/BondEMTN CFSEISIP FR9348FS7877/0D/TAUX/31/01/2030	31/01/2030	USD	-1 000 000	-956 755
FR9348FS8388	Issuance/BondEMTN CFSEISIP FR9348FS8388/0D/TAUX/08/03/2029	08/03/2029	USD	-400 000	-382 702
FR9348FS8438	Issuance/BondEMTN CFSEISIP FR9348FS8438/0D/TAUX/08/03/2029	08/03/2029	USD	-400 000	-382 702
FR9348FS8545	Issuance/BondEMTN CFSEISIP FR9348FS8545/0D/TAUX/22/09/2023	22/09/2023	USD	-5 000 000	-4 783 773
FR9349FS1317	Issuance/BondEMTN CFSEISIP FR9349FS1317/0D/TAUX/23/06/2027	23/06/2027	USD	-1 350 000	-1 291 619
XS1064687459	Issuance/BondCFSFRPP2 EMTN/0D/TAUX/15/05/2024	15/05/2024	USD	-200 000	-191 351
XS1083980604	Issuance/BondCFSFRPP2 EMTN/0D/TAUX/24/07/2024	24/07/2024	USD	-300 000	-287 026
XS1084635033	Issuance/BondCFSFRPP2 EMTN/0D/TAUX/23/07/2024	23/07/2024	USD	-300 000	-287 026
XS1116636454	Issuance/BondCFSFRPP2 EMTN/0D/24/10/2024/0.1%	24/10/2024	USD	-300 000	-287 026
XS1117525419	Issuance/BondCFSFRPP2 EMTN/0D/23/10/2024/0.1%	23/10/2024	USD	-300 000	-287 026
XS1120481202	Issuance/BondCFSFRPP2 EMTN/0D/23/10/2024/0.01%	23/10/2024	USD	-300 000	-287 026
XS1134950499	Issuance/BondCFSFRPP2 EMTN/0D/26/11/2024/0.5%	26/11/2024	USD	-300 000	-287 026
XS1219724330	Issuance/BondCFSFRPP2 EMTN/0D/TAUX/24/04/2030	24/04/2030	USD	-3 000 000	-2 870 264
XS1225490207	Issuance/BondEMTN CFSSOLIP XS1225490207/0D/TAUX/07/05/2025	07/05/2025	USD	-3 000 000	-2 870 264
XS1245451536	Issuance/BondCFSFRPP2 EMTN/0D/23/06/2025/0.1%	23/06/2025	USD	-1 500 000	-1 435 132
XS1255367861	Issuance/BondCFSFRPP2 EMTN/0D/TAUX/14/07/2025	14/07/2025	USD	-2 400 000	-2 296 211
XS1279290842	Issuance/BondEMTN CFSSOLIP XS1279290842/0D/TAUX/05/02/2031	05/02/2031	USD	-652 000	-623 804
XS1334774970	Issuance/BondCFSFRPP2 EMTN/0D/TAUX/30/12/2022	30/12/2022	USD	-500 000	-4 783 773
XS1367216741	Issuance/BondCERTIFIC CFSSOLIP XS1367216741/0D/TAUX/29/07/2022	29/07/2022	USD	-7 454 000	-7 131 649
XS1417402291	Issuance/BondCFSFRPP2 EMTN/0D/ACTIONS/08/11/2022	08/11/2022	USD	-5 914 000	-5 658 247
XS1417411367	Issuance/BondCFSFRPP2 EMTN/0D/TAUX/31/10/2026	31/10/2026	USD	-1 750 000	-1 674 321
XS1457322987	Issuance/BondCFSFRPP2 EMTN/0D/TAUX/15/11/2022	15/11/2022	USD	-800 000	-765 404
XS1517425051	Issuance/BondCFSFRPP2 EMTN/0D/TAUX/30/12/2023	30/12/2023	USD	-550 000	-526 215
XS1517425564	Issuance/BondCERTIFIC CFSSOLIP XS1517425564/0D/TAUX/26/04/2024	26/04/2024	USD	-6 936 000	-6 636 051
XS1549186556	Issuance/BondCFSFRPP2 EMTN/0D/TAUX/30/06/2023	30/06/2023	USD	-250 000	-239 189
XS1566934565	Issuance/BondCFSFRPP2 EMTN/0D/28/06/2027/5.3%	28/06/2027	USD	-1 200 000	-1 148 106
XS1590343569	Issuance/BondEMTN FSBOKEIS XS1590343569/0D/TAUX/18/11/2022	18/11/2022	USD	-2 000 000	-1 913 509
XS1590344294	Issuance/BondEMTN CFSSOLIP XS1590344294/0D/TAUX/20/07/2022	20/07/2022	USD	-10 000 000	-9 567 547
XS1590350002	Issuance/BondEMTN CFSSOLIP XS1590350002/0D/TAUX/27/09/2022	27/09/2022	USD	-806 000	-771 144
XS1590350267	Issuance/BondCFSFRPP2 EMTN/0D/TAUX/06/01/2023	06/01/2023	USD	-1 990 000	-1 903 942
XS1590350424	Issuance/BondEMTN FSBOKEIS XS1590350424/0D/TAUX/13/10/2025	13/10/2025	USD	-1 000 000	-956 755
XS1590350853	Issuance/BondEMTN CFSSOLIP XS1590350853/0D/TAUX/17/10/2022	17/10/2022	USD	-1 155 000	-1 105 052
XS1590351075	Issuance/BondEMTN FSBOKEIS XS1590351075/0D/TAUX/18/10/2022	18/10/2022	USD	-250 000	-239 189
XS1630599915	Issuance/BondCFSFRPP2 EMTN/0D/06/01/2028/4.28%	06/01/2028	USD	-1 000 000	-956 755
XS1630604772	Issuance/BondCFSFRPP2 EMTN/0D/TAUX/30/12/2022	30/12/2022	USD	-2 375 000	-2 272 292
XS1630604939	Issuance/BondEMTN FSBOKEIS XS1630604939/0D/TAUX/01/11/2022	01/11/2022	USD	-1 700 000	-1 626 483
XS1630605233	Issuance/BondEMTN FSBOKEIS XS1630605233/0D/TAUX/03/11/2022	03/11/2022	USD	-4 000 000	-3 827 019
XS1630605407	Issuance/BondCFSFRPP2 EMTN/0D/TAUX/30/12/2022	30/12/2022	USD	-500 000	-478 377
XS1630609904	Issuance/BondEMTN FSBOKEIS XS1630609904/0D/TAUX/07/11/2022	07/11/2022	USD	-500 000	-478 377
XS1654974226	Issuance/BondCFSFRPP2 EMTN/0D/TAUX/30/12/2022	30/12/2022	USD	-300 000	-287 026
XS1654975033	Issuance/BondEMTN FSBOKEIS XS1654975033/0D/TAUX/25/11/2022	25/11/2022	USD	-1 000 000	-956 755
XS1654975546	Issuance/BondCFSFRPP2 EMTN/0D/TAUX/30/12/2022	30/12/2022	USD	-220 000	-210 486
XS1654975629	Issuance/BondCFSFRPP2 EMTN/0D/TAUX/06/01/2023	06/01/2023	USD	-1 640 000	-1 569 078
XS1654975892	Issuance/BondCFSFRPP2 EMTN/0D/TAUX/06/01/2023	06/01/2023	USD	-600 000	-574 053
XS1654976601	Issuance/BondCFSFRPP2 EMTN/0D/TAUX/30/12/2022	30/12/2022	USD	-2 900 000	-2 774 589
XS1654978565	Issuance/BondCFSFRPP2 EMTN/0D/TAUX/30/12/2022	30/12/2022	USD	-1 300 000	-1 243 781
XS1654983219	Issuance/BondCFSFRPP2 EMTN/0D/TAUX/30/12/2022	30/12/2022	USD	-500 000	-478 377
XS1686374627	Issuance/BondCFSFRPP2 EMTN/0D/TAUX/20/01/2024	20/01/2024	USD	-1 027 000	-982 587
XS1686374890	Issuance/BondCFSFRPP2 EMTN/0D/TAUX/20/01/2024	20/01/2024	USD	-1 027 000	-982 587

CREDIT AGRICOLE CIB FINANCIAL SOLUTIONS
Half yearly Financial Report for the period ended June, 30 2022

ISIN	Nickname	Maturity	CCY	Notionnel in currency	CVEUR in EUR
XS1686376168	Issuance/BondEMTN CFSSOLIP XS1686376168/0D/TAUX/02/02/2023	02/02/2023	USD	-350 000	-334 864
XS1686376242	Issuance/BondCFSFRPP2 EMTN/0D/TAUX/30/12/2022	30/12/2022	USD	-560 000	-535 783
XS1686379774	Issuance/BondCFSFRPP2 EMTN/0D/TAUX/30/12/2022	30/12/2022	USD	-1 000 000	-956 755
XS1699600976	Issuance/BondEMTN CFSSOLIP XS1699600976/0D/TAUX/16/02/2023	16/02/2023	USD	-1 100 000	-1 052 430
XS1699603301	Issuance/BondEMTN FSBOKEIS XS1699603301/0D/TAUX/16/02/2023	16/02/2023	USD	-1 023 000	-978 760
XS1719278118	Issuance/BondEMTN CFSSOLIP XS1719278118/0D/TAUX/14/03/2023	14/03/2023	USD	-310 000	-296 594
XS1719280791	Issuance/BondEMTN FSBOKEIS XS1719280791/0D/TAUX/10/04/2024	10/04/2024	USD	-6 530 000	-6 247 608
XS1719282904	Issuance/BondCFSFRPP2 EMTN/0D/TAUX/30/06/2023	30/06/2023	USD	-1 325 400	-1 268 083
XS1719283894	Issuance/BondCFSFRPP2 EMTN/0D/TAUX/30/06/2023	30/06/2023	USD	-5 000 000	-4 783 773
XS1719285246	Issuance/BondCFSFRPP2 EMTN/0D/TAUX/30/06/2023	30/06/2023	USD	-4 000 000	-3 827 019
XS1719285329	Issuance/BondEMTN CFSSOLIP XS1719285329/0D/TAUX/26/04/2023	26/04/2023	USD	-350 000	-334 864
XS1719287531	Issuance/BondCFSFRPP2 EMTN/0D/TAUX/30/06/2023	30/06/2023	USD	-575 000	-550 134
XS1719287705	Issuance/BondCFSFRPP2 EMTN/0D/30/06/2023/4.93%	30/06/2023	USD	-719 000	-687 907
XS1719287887	Issuance/BondCFSFRPP2 EMTN/0D/30/06/2023/5.87%	30/06/2023	USD	-718 000	-686 950
XS1719288778	Issuance/BondCFSFRPP2 EMTN/0D/TAUX/30/06/2023	30/06/2023	USD	-3 151 500	-3 015 212
XS1754481445	Issuance/BondEMTN FSBOKEIS XS1754481445/0D/TAUX/18/04/2023	18/04/2023	USD	-1 100 000	-1 052 430
XS1754490438	Issuance/BondEMTN FSBOKEIS XS1754490438/0D/TAUX/17/01/2023	17/01/2023	USD	-2 150 000	-2 057 023
XS1754496120	Issuance/BondCFSFRPP2 EMTN/0D/TAUX/30/06/2023	30/06/2023	USD	-5 000 000	-4 783 773
XS1754496393	Issuance/BondEMTN CFSSOLIP XS1754496393/0D/TAUX/01/05/2023	01/05/2023	USD	-2 000 000	-1 913 509
XS1754496476	Issuance/BondEMTN CFSSOLIP XS1754496476/0D/TAUX/25/04/2023	25/04/2023	USD	-1 000 000	-956 755
XS1754496559	Issuance/BondCFSFRPP2 EMTN/0D/TAUX/06/07/2023	06/07/2023	USD	-60 000	-57 405
XS1754497011	Issuance/BondEMTN CFSSOLIP XS1754497011/0D/TAUX/23/05/2023	23/05/2023	USD	-969 000	-927 095
XS1754497870	Issuance/BondCFSFRPP2 EMTN/0D/TAUX/30/06/2024	30/06/2024	USD	-490 000	-468 810
XS1754498175	Issuance/BondCFSFRPP2 EMTN/0D/TAUX/30/06/2023	30/06/2023	USD	-4 000 000	-3 827 019
XS1754498258	Issuance/BondEMTN CFSSOLIP XS1754498258/0D/TAUX/01/06/2023	01/06/2023	USD	-1 000 000	-956 755
XS1754498761	Issuance/BondEMTN CFSSOLIP XS1754498761/0D/TAUX/14/06/2023	14/06/2023	USD	-2 070 000	-1 980 482
XS1754499223	Issuance/BondCFSFRPP2 EMTN/0D/TAUX/30/06/2023	30/06/2023	USD	-550 000	-526 215
XS1766060294	Issuance/BondCFSFRPP2 EMTN/0D/TAUX/30/06/2023	30/06/2023	USD	-5 000 000	-4 783 773
XS1766062746	Issuance/BondCFSFRPP2 EMTN/0D/TAUX/30/06/2023	30/06/2023	USD	-300 000	-287 026
XS1766063124	Issuance/BondEMTN CFSSOLIP XS1766063124/0D/TAUX/21/05/2023	21/05/2023	USD	-1 450 000	-1 387 294
XS1766064445	Issuance/BondCFSFRPP2 EMTN/0D/TAUX/30/06/2023	30/06/2023	USD	-4 000 000	-3 827 019
XS1766064528	Issuance/BondCFSFRPP2 EMTN/0D/TAUX/30/06/2023	30/06/2023	USD	-500 000	-478 377
XS1766064874	Issuance/BondCFSFRPP2 EMTN/0D/TAUX/30/06/2023	30/06/2023	USD	-1 000 000	-956 755
XS1766068271	Issuance/BondCFSFRPP2 EMTN/0D/TAUX/30/06/2023	30/06/2023	USD	-2 000 000	-1 913 509
XS1766068602	Issuance/BondCFSFRPP2 EMTN/0D/TAUX/30/06/2023	30/06/2023	USD	-700 000	-669 728
XS1766068867	Issuance/BondCFSFRPP2 EMTN/0D/TAUX/30/06/2023	30/06/2023	USD	-760 000	-727 134
XS1766069089	Issuance/BondCFSFRPP2 EMTN/0D/TAUX/30/06/2023	30/06/2023	USD	-100 000	-95 675
XS1782018599	Issuance/BondCFSFRPP2 EMTN/0D/30/06/2023/6.5%	30/06/2023	USD	-616 000	-589 361
XS1782018672	Issuance/BondCFSFRPP2 EMTN/0D/30/06/2023/6.78%	30/06/2023	USD	-683 500	-653 942
XS1782018755	Issuance/BondCFSFRPP2 EMTN/0D/30/06/2023/7.04%	30/06/2023	USD	-683 500	-653 942
XS1782019134	Issuance/BondCFSFRPP2 EMTN/0D/TAUX/30/06/2023	30/06/2023	USD	-370 000	-353 999
XS1782021387	Issuance/BondCFSFRPP2 EMTN/0D/TAUX/30/06/2023	30/06/2023	USD	-1 750 000	-1 674 321
XS1782021890	Issuance/BondEMTN CFSSOLIP XS1782021890/0D/TAUX/28/06/2023	28/06/2023	USD	-2 500 000	-2 391 887
XS1782022351	Issuance/BondEMTN CFSSOLIP XS1782022351/0D/TAUX/11/07/2023	11/07/2023	USD	-1 000 000	-956 755
XS1782024308	Issuance/BondCFSFRPP2 EMTN/0D/TAUX/30/06/2023	30/06/2023	USD	-1 000 000	-956 755
XS1803948261	Issuance/BondCFSFRPP2 EMTN/0D/30/06/2023/7.46%	30/06/2023	USD	-1 029 300	-984 788
XS1803948345	Issuance/BondCFSFRPP2 EMTN/0D/30/06/2023/6.6%	30/06/2023	USD	-1 029 300	-984 788
XS1803952610	Issuance/BondCFSFRPP2 EMTN/0D/TAUX/30/06/2023	30/06/2023	USD	-756 800	-724 072
XS1803952966	Issuance/BondCFSFRPP2 EMTN/0D/TAUX/30/06/2023	30/06/2023	USD	-1 910 000	-1 827 401
XS1803953261	Issuance/BondEMTN CFSSOLIP XS1803953261/0D/TAUX/23/08/2023	23/08/2023	USD	-2 500 000	-2 391 887
XS1803954582	Issuance/BondCFSFRPP2 EMTN/0D/TAUX/30/12/2023	30/12/2023	USD	-500 000	-478 377
XS1803955803	Issuance/BondCFSFRPP2 EMTN/0D/TAUX/25/07/2023	25/07/2023	USD	-500 000	-478 377
XS1810546462	Issuance/BondEMTN CFSSOLIP XS1810546462/0D/TAUX/28/08/2023	28/08/2023	USD	-2 140 000	-2 047 455
XS1810546975	Issuance/BondCFSFRPP2 EMTN/0D/TAUX/30/12/2023	30/12/2023	USD	-200 000	-191 351
XS1810547197	Issuance/BondCFSFRPP2 EMTN/0D/TAUX/30/12/2023	30/12/2023	USD	-300 000	-287 026
XS1810547437	Issuance/BondEMTN CFSSOLIP XS1810547437/0D/TAUX/18/10/2023	18/10/2023	USD	-750 000	-717 566
XS1810547783	Issuance/BondEMTN FSBOKEIS XS1810547783/0D/TAUX/23/10/2023	23/10/2023	USD	-1 000 000	-956 755
XS1810548914	Issuance/BondCFSFRPP2 EMTN/0D/TAUX/05/09/2023	05/09/2023	USD	-500 000	-478 377
XS1819066934	Issuance/BondCFSFRPP2 EMTN/0D/TAUX/30/12/2023	30/12/2023	USD	-1 000 000	-956 755
XS1819067155	Issuance/BondCFSFRPP2 EMTN/0D/TAUX/30/12/2023	30/12/2023	USD	-1 270 000	-1 215 078
XS1819067742	Issuance/BondCFSFRPP2 EMTN/0D/TAUX/30/12/2023	30/12/2023	USD	-700 000	-669 728
XS1819067825	Issuance/BondCFSFRPP2 EMTN/0D/TAUX/30/12/2023	30/12/2023	USD	-100 000	-95 675
XS1819070290	Issuance/BondCFSFRPP2 EMTN/0D/TAUX/11/09/2023	11/09/2023	USD	-500 000	-478 377
XS1819071264	Issuance/BondCFSFRPP2 EMTN/0D/TAUX/30/06/2023	30/06/2023	USD	-264 000	-252 583
XS1819071348	Issuance/BondCFSFRPP2 EMTN/0D/TAUX/30/06/2023	30/06/2023	USD	-393 000	-376 005
XS1819071421	Issuance/BondCFSFRPP2 EMTN/0D/TAUX/30/06/2023	30/06/2023	USD	-393 000	-376 005
XS1819071694	Issuance/BondCFSFRPP2 EMTN/0D/TAUX/30/06/2023	30/06/2023	USD	-452 000	-432 453
XS1819072155	Issuance/BondCFSFRPP2 EMTN/0D/TAUX/12/09/2022	12/09/2022	USD	-500 000	-478 377
XS1819073559	Issuance/BondCFSFRPP2 EMTN/0D/TAUX/19/09/2023	19/09/2023	USD	-500 000	-478 377
XS1819075844	Issuance/BondEMTN CFSSOLIP XS1819075844/0D/TAUX/28/09/2033	28/09/2033	USD	-220 000	-210 486
XS1819076149	Issuance/BondCFSFRPP2 EMTN/0D/TAUX/28/06/2024	28/06/2024	USD	-2 000 000	-1 913 509
XS1850727030	Issuance/BondEMTN CFSSOLIP XS1850727030/0D/TAUX/17/10/2023	17/10/2023	USD	-4 032 000	-3 857 635
XS1850727113	Issuance/BondEMTN CFSSOLIP XS1850727113/0D/TAUX/30/10/2026	30/10/2026	USD	-840 000	-803 674
XS1850731065	Issuance/BondCFSFRPP2 EMTN/0D/TAUX/30/12/2023	30/12/2023	USD	-500 000	-478 377
XS1853778907	Issuance/BondEMTN FSBOKEIS XS1853778907/0D/TAUX/06/09/2022	06/09/2022	USD	-1 740 000	-1 664 753

CREDIT AGRICOLE CIB FINANCIAL SOLUTIONS
 Half yearly Financial Report for the period ended June, 30 2022

ISIN	Nickname	Maturity	CCY	Notionnel in currency	CVEUR in EUR
XS1853782172	Issuance/BondEMTN FSBOKEIS XS1853782172/0D/TAUX/15/11/2022	15/11/2022	USD	-3 780 000	-3 616 533
XS1853782685	Issuance/BondEMTN FSBOKEIS XS1853782685/0D/TAUX/22/11/2022	22/11/2022	USD	-3 000 000	-2 870 264
XS1853782768	Issuance/BondEMTN FSBOKEIS XS1853782768/0D/TAUX/25/11/2022	25/11/2022	USD	-200 000	-191 351
XS1853784111	Issuance/BondEMTN FSBOKEIS XS1853784111/0D/TAUX/20/12/2022	20/12/2022	USD	-4 491 000	-4 296 785
XS1853784970	Issuance/BondEMTN FSBOKEIS XS1853784970/0D/TAUX/16/12/2022	16/12/2022	USD	-3 145 000	-3 008 993
XS1856653131	Issuance/BondCFSFRPP2 EMTN/0D/TAUX/30/12/2023	30/12/2023	USD	-470 000	-449 675
XS1856653214	Issuance/BondCFSFRPP2 EMTN/0D/TAUX/30/12/2023	30/12/2023	USD	-384 000	-367 394
XS1856654295	Issuance/BondCFSFRPP2 EMTN/0D/TAUX/30/12/2023	30/12/2023	USD	-2 785 000	-2 664 562
XS1856654618	Issuance/BondCFSFRPP2 EMTN/0D/TAUX/30/12/2023	30/12/2023	USD	-1 000 000	-956 755
XS1856654881	Issuance/BondCFSFRPP2 EMTN/0D/TAUX/30/12/2023	30/12/2023	USD	-850 000	-813 241
XS1856654964	Issuance/BondCFSFRPP2 EMTN/0D/TAUX/30/12/2023	30/12/2023	USD	-97 000	-92 805
XS1856661076	Issuance/BondCFSFRPP2 EMTN/0D/TAUX/30/12/2023	30/12/2023	USD	-820 000	-784 539
XS1856661159	Issuance/BondCFSFRPP2 EMTN/0D/TAUX/30/12/2023	30/12/2023	USD	-730 000	-698 431
XS1868238426	Issuance/BondCFSFRPP2 EMTN/0D/TAUX/30/12/2023	30/12/2023	USD	-3 000 000	-2 870 264
XS1868248144	Issuance/BondCFSFRPP2 EMTN/0D/TAUX/30/12/2023	30/12/2023	USD	-1 000 000	-956 755
XS1883104942	Issuance/BondEMTN FSBOKEIS XS1883104942/0D/TAUX/14/12/2023	14/12/2023	USD	-950 000	-908 917
XS1883105089	Issuance/BondCFSFRPP2 EMTN/0D/TAUX/30/12/2023	30/12/2023	USD	-193 970	-185 581
XS1883105758	Issuance/BondCFSFRPP2 EMTN/0D/TAUX/30/12/2023	30/12/2023	USD	-1 000 000	-956 755
XS1883106053	Issuance/BondCFSFRPP2 EMTN/0D/TAUX/30/12/2023	30/12/2023	USD	-847 000	-810 371
XS1883107531	Issuance/BondCFSFRPP2 EMTN/0D/TAUX/09/01/2024	09/01/2024	USD	-500 000	-478 377
XS1883107705	Issuance/BondCFSFRPP2 EMTN/0D/TAUX/09/01/2024	09/01/2024	USD	-500 000	-478 377
XS1883108000	Issuance/BondCFSFRPP2 EMTN/0D/TAUX/30/12/2023	30/12/2023	USD	-1 000 000	-956 755
XS1883110246	Issuance/BondCFSFRPP2 EMTN/0D/TAUX/30/12/2023	30/12/2023	USD	-2 250 000	-2 152 698
XS1883110758	Issuance/BondCFSFRPP2 EMTN/0D/TAUX/30/12/2023	30/12/2023	USD	-3 700 000	-3 539 992
XS1883110915	Issuance/BondCFSFRPP2 EMTN/0D/TAUX/30/12/2023	30/12/2023	USD	-600 000	-574 053
XS1883112291	Issuance/BondCFSFRPP2 EMTN/0D/TAUX/30/12/2023	30/12/2023	USD	-5 300 000	-5 070 800
XS1883112374	Issuance/BondCFSFRPP2 EMTN/0D/TAUX/30/12/2023	30/12/2023	USD	-300 000	-287 026
XS1883114669	Issuance/BondCFSFRPP2 EMTN/0D/TAUX/30/12/2023	30/12/2023	USD	-155 000	-148 297
XS1883116102	Issuance/BondCFSFRPP2 EMTN/0D/TAUX/30/12/2023	30/12/2023	USD	-1 176 229	-1 125 362
XS1883116441	Issuance/BondEMTN CFSSOLIP XS1883116441/0D/TAUX/22/03/2024	22/03/2024	USD	-10 222 000	-9 779 946
XS1883118496	Issuance/BondCFSFRPP2 EMTN/0D/TAUX/30/06/2024	30/06/2024	USD	-1 100 000	-1 052 430
XS1883118736	Issuance/BondCFSFRPP2 EMTN/0D/TAUX/30/06/2024	30/06/2024	USD	-1 750 000	-1 674 321
XS1883119387	Issuance/BondCFSFRPP2 EMTN/0D/TAUX/30/06/2024	30/06/2024	USD	-500 000	-478 377
XS1883119973	Issuance/BondCFSFRPP2 EMTN/0D/TAUX/30/06/2024	30/06/2024	USD	-500 000	-478 377
XS1883120476	Issuance/BondCFSFRPP2 EMTN/0D/TAUX/30/06/2024	30/06/2024	USD	-367 000	-351 129
XS1883122175	Issuance/BondCFSFRPP2 EMTN/0D/TAUX/27/03/2029	27/03/2029	USD	-1 000 000	-956 755
XS1883123579	Issuance/BondCFSFRPP2 EMTN/0D/TAUX/30/12/2023	30/12/2023	USD	-1 286 500	-1 230 865
XS1883125434	Issuance/BondCFSFRPP2 EMTN/0D/TAUX/30/12/2023	30/12/2023	USD	-5 000 000	-4 783 773
XS1883125517	Issuance/BondCFSFRPP2 EMTN/0D/TAUX/13/03/2023	13/03/2023	USD	-500 000	-478 377
XS1923108739	Issuance/BondCFSFRPP2 EMTN/0D/TAUX/22/03/2024	22/03/2024	USD	-500 000	-478 377
XS1923109117	Issuance/BondCFSFRPP2 EMTN/0D/TAUX/30/12/2023	30/12/2023	USD	-2 000 000	-1 913 509
XS1923109463	Issuance/BondCFSFRPP2 EMTN/0D/TAUX/30/12/2023	30/12/2023	USD	-50 000	-47 838
XS1923111956	Issuance/BondCFSFRPP2 EMTN/0D/TAUX/30/06/2024	30/06/2024	USD	-500 000	-478 377
XS1923112509	Issuance/BondCFSFRPP2 EMTN/0D/TAUX/30/12/2023	30/12/2023	USD	-900 000	-861 079
XS1923113069	Issuance/BondCFSFRPP2 EMTN/0D/TAUX/30/06/2024	30/06/2024	USD	-1 199 250	-1 147 388
XS1923117052	Issuance/BondEMTN FSBOKEIS XS1923117052/0D/TAUX/28/12/2022	28/12/2022	USD	-926 000	-885 955
XS1923117300	Issuance/BondCFSFRPP2 EMTN/0D/TAUX/30/06/2024	30/06/2024	USD	-1 600 000	-1 530 808
XS1923117482	Issuance/BondCFSFRPP2 EMTN/0D/TAUX/30/06/2024	30/06/2024	USD	-1 000 000	-956 755
XS1923117565	Issuance/BondCFSFRPP2 EMTN/0D/TAUX/30/06/2024	30/06/2024	USD	-500 000	-478 377
XS1923117649	Issuance/BondCFSFRPP2 EMTN/0D/TAUX/30/06/2024	30/06/2024	USD	-1 000 000	-956 755
XS1923119348	Issuance/BondCFSFRPP2 EMTN/0D/TAUX/28/06/2024	30/06/2024	USD	-1 000 000	-956 755
XS1923119421	Issuance/BondCFSFRPP2 EMTN/0D/TAUX/28/06/2024	30/06/2024	USD	-500 000	-478 377
XS1923123373	Issuance/BondCFSFRPP2 EMTN/0D/TAUX/30/06/2024	30/06/2024	USD	-1 000 000	-956 755
XS1962149503	Issuance/BondCFSFRPP2 EMTN/0D/TAUX/30/12/2025	30/12/2025	USD	-5 000 000	-4 783 773
XS1962149685	Issuance/BondCFSFRPP2 EMTN/0D/TAUX/30/06/2026	30/06/2026	USD	-5 000 000	-4 783 773
XS1962150345	Issuance/BondCFSFRPP2 EMTN/0D/TAUX/26/06/2029	26/06/2029	USD	-10 000 000	-9 567 547
XS1962153448	Issuance/BondEMTN CFSSOLIP XS1962153448/0D/TAUX/05/07/2034	05/07/2034	USD	-23 137 000	-22 136 433
XS1962156110	Issuance/BondEMTN FSBOKEIS XS1962156110/0D/TAUX/20/11/2025	20/11/2025	USD	-10 000 000	-9 567 547
XS1962160062	Issuance/BondCFSFRPP2 EMTN/0D/TAUX/30/06/2024	30/06/2024	USD	-1 000 000	-956 755
XS1962160146	Issuance/BondCFSFRPP2 EMTN/0D/TAUX/30/06/2024	30/06/2024	USD	-2 000 000	-1 913 509
XS1962160229	Issuance/BondCFSFRPP2 EMTN/0D/TAUX/30/06/2024	30/06/2024	USD	-1 500 000	-1 435 132
XS1962160732	Issuance/BondEMTN CFSSOLIP XS1962160732/0D/TAUX/31/07/2024	31/07/2024	USD	-2 000 000	-1 913 509
XS1962162274	Issuance/BondCFSFRPP2 EMTN/0D/TAUX/25/07/2024	25/07/2024	USD	-1 700 000	-1 626 483
XS1962162787	Issuance/BondCFSFRPP2 EMTN/0D/TAUX/25/07/2022	25/07/2022	USD	-300 000	-287 026
XS1962164569	Issuance/BondEMTN CFSSOLIP XS1962164569/0D/TAUX/07/08/2034	07/08/2034	USD	-8 292 000	-7 933 410
XS1962164643	Issuance/BondEMTN CFSSOLIP XS1962164643/0D/TAUX/07/08/2034	07/08/2034	USD	-9 308 000	-8 905 473
XS1962167588	Issuance/BondCFSFRPP2 EMTN/0D/TAUX/12/09/2022	12/09/2022	USD	-300 000	-287 026
XS1962168396	Issuance/BondEMTN CFSSOLIP XS1962168396/0D/TAUX/24/07/2034	24/07/2034	USD	-710 000	-679 296
XS1962168800	Issuance/BondCFSFRPP2 EMTN/0D/TAUX/05/07/2024	05/07/2024	USD	-1 000 000	-956 755
XS1996580343	Issuance/BondEMTN CFSSOLIP XS1996580343/0D/TAUX/06/09/2034	06/09/2034	USD	-16 607 000	-15 888 825
XS1996580855	Issuance/BondEMTN CFSSOLIP XS1996580855/0D/TAUX/06/09/2034	06/09/2034	USD	-7 418 000	-7 097 206
XS1996583289	Issuance/BondEMTN CFSSOLIP XS1996583289/0D/TAUX/17/10/2024	17/10/2024	USD	-300 000	-287 026
XS1996584683	Issuance/BondCFSFRPP2 EMTN/0D/TAUX/30/06/2026	30/06/2026	USD	-10 000 000	-9 567 547
XS1996585144	Issuance/BondCFSFRPP2 EMTN/0D/TAUX/10/10/2024	10/10/2024	USD	-300 000	-287 026
XS1996586118	Issuance/BondEMTN CFSSOLIP XS1996586118/0D/TAUX/07/10/2034	07/10/2034	USD	-9 896 000	-9 468 044

CREDIT AGRICOLE CIB FINANCIAL SOLUTIONS
 Half yearly Financial Report for the period ended June, 30 2022

ISIN	Nickname	Maturity	CCY	Notionnel in currency	CVEUR in EUR
XS1996587272	Issuance/BondCFSFRPP2 EMTN/OD/TAUX/30/12/2022	30/12/2022	USD	-630 000	-602 755
XS1996588247	Issuance/BondEMTN CFSSOLIP XS1996588247/OD/TAUX/27/09/2034	27/09/2034	USD	-530 000	-507 080
XS1996589567	Issuance/BondCFSFRPP2 EMTN/OD/TAUX/18/10/2024	18/10/2024	USD	-1 200 000	-1 148 106
XS1996590060	Issuance/BondCFSFRPP2 EMTN/OD/TAUX/17/10/2029	17/10/2029	USD	-1 000 000	-956 755
XS1996590227	Issuance/BondCFSFRPP2 EMTN/OD/TAUX/18/10/2026	18/10/2026	USD	-1 100 000	-1 052 430
XS1996590490	Issuance/BondCFSFRPP2 EMTN/OD/TAUX/22/10/2026	22/10/2026	USD	-1 100 000	-1 052 430
XS1996590813	Issuance/BondEMTN CFSSOLIP XS1996590813/OD/TAUX/10/10/2022	10/10/2022	USD	-3 000 000	-2 870 264
XS1996591209	Issuance/BondEMTN CFSSOLIP XS1996591209/OD/TAUX/16/10/2022	16/10/2022	USD	-1 000 000	-956 755
XS1996591381	Issuance/BondEMTN CFSSOLIP XS1996591381/OD/TAUX/21/10/2022	21/10/2022	USD	-1 000 000	-956 755
XS1996591464	Issuance/BondEMTN CFSSOLIP XS1996591464/OD/TAUX/07/11/2034	07/11/2034	USD	-2 163 000	-2 069 460
XS1996592272	Issuance/BondEMTN FSBOKEIS XS1996592272/OD/TAUX/10/02/2023	10/02/2023	USD	-1 000 000	-956 755
XS1996592512	Issuance/BondEMTN FSBOKEIS XS1996592512/OD/TAUX/06/02/2023	06/02/2023	USD	-2 740 000	-2 621 508
XS1996595291	Issuance/BondCFSFRPP2 EMTN/OD/TAUX/30/12/2024	30/12/2024	USD	-1 500 000	-1 435 132
XS1996596000	Issuance/BondCFSFRPP2 EMTN/OD/TAUX/07/11/2022	07/11/2022	USD	-500 000	-478 377
XS1996596851	Issuance/BondCFSFRPP2 EMTN/OD/TAUX/20/11/2026	20/11/2026	USD	-1 000 000	-956 755
XS1996599871	Issuance/BondEMTN CFSSOLIP XS1996599871/OD/TAUX/17/12/2022	17/12/2022	USD	-3 000 000	-2 870 264
XS1996599954	Issuance/BondEMTN CFSSOLIP XS1996599954/OD/TAUX/12/11/2022	12/11/2022	USD	-2 800 000	-2 678 913
XS1996600042	Issuance/BondEMTN CFSSOLIP XS1996600042/OD/TAUX/22/11/2034	22/11/2034	USD	-230 000	-220 054
XS1996601958	Issuance/BondCFSFRPP2 EMTN/OD/TAUX/27/12/2024	27/12/2024	USD	-10 000 000	-9 567 547
XS1996603814	Issuance/BondEMTN CFSSOLIP XS1996603814/OD/TAUX/26/11/2022	26/11/2022	USD	-7 500 000	-7 175 660
XS1996603905	Issuance/BondCFSFRPP2 EMTN/OD/TAUX/10/01/2027	10/01/2027	USD	-725 000	-693 647
XS1996604036	Issuance/BondEMTN FSBOKEIS XS1996604036/OD/TAUX/21/02/2023	21/02/2023	USD	-9 878 000	-9 450 823
XS1996607302	Issuance/BondCFSFRPP2 EMTN/OD/TAUX/29/11/2034	29/11/2034	USD	-1 020 000	-975 890
XS1996607484	Issuance/BondEMTN CFSSOLIP XS1996607484/OD/TAUX/02/01/2023	02/01/2023	USD	-1 800 000	-1 722 158
XS1996608458	Issuance/BondEMTN CFSSOLIP XS1996608458/OD/TAUX/29/11/2022	29/11/2022	USD	-930 000	-889 782
XS1996609001	Issuance/BondEMTN FSBOKEIS XS1996609001/OD/TAUX/07/01/2025	07/01/2025	USD	-8 100 000	-7 749 713
XS1996609266	Issuance/BondEMTN FSBOKEIS XS1996609266/OD/TAUX/30/01/2023	30/01/2023	USD	-5 830 000	-5 577 880
XS1996609423	Issuance/BondEMTN FSBOKEIS XS1996609423/OD/TAUX/07/02/2023	07/02/2023	USD	-4 460 000	-4 267 126
XS1996610439	Issuance/BondCFSFRPP2 EMTN/OD/TAUX/30/12/2024	30/12/2024	USD	-745 000	-712 782
XS1996611247	Issuance/BondEMTN CFSSOLIP XS1996611247/OD/TAUX/04/02/2025	04/02/2025	USD	-3 000 000	-2 870 264
XS1996612054	Issuance/BondCFSFRPP2 EMTN/OD/TAUX/07/01/2030	07/01/2030	USD	-6 665 000	-6 376 770
XS2048849272	Issuance/BondCFSFRPP2 EMTN/OD/TAUX/30/12/2034	30/12/2034	USD	-680 000	-650 593
XS2048854868	Issuance/BondEMTN FSBOKEIS XS2048854868/OD/TAUX/24/01/2023	24/01/2023	USD	-1 520 000	-1 454 267
XS2048866102	Issuance/BondEMTN CFSSOLIP XS2048866102/OD/TAUX/03/01/2023	03/01/2023	USD	-5 000 000	-4 783 773
XS2048869387	Issuance/BondCFSFRPP2 EMTN/15Y/TAUX/07/02/2035	07/02/2035	USD	-1 768 000	-1 691 542
XS2048869973	Issuance/BondCFSFRPP2 EMTN/OD/TAUX/30/12/2024	30/12/2024	USD	-5 000 000	-4 783 773
XS2048872928	Issuance/BondCFSFRPP2 EMTN/OD/TAUX/30/12/2024	30/12/2024	USD	-750 000	-717 566
XS2053759028	Issuance/BondEMTN CFSSOLIP XS2053759028/OD/TAUX/20/02/2025	20/02/2025	USD	-500 000	-478 377
XS2053759374	Issuance/BondCFSFRPP2 EMTN/OD/TAUX/30/12/2029	30/12/2029	USD	-2 300 000	-2 200 536
XS2053760547	Issuance/BondCFSFRPP2 EMTN/OD/TAUX/30/12/2024	30/12/2024	USD	-1 000 000	-956 755
XS2053760620	Issuance/BondCFSFRPP2 EMTN/OD/TAUX/30/12/2024	30/12/2024	USD	-1 000 000	-956 755
XS2053762329	Issuance/BondEMTN CFSSOLIP XS2053762329/OD/TAUX/24/02/2025	24/02/2025	USD	-32 612 000	-31 201 684
XS2053762592	Issuance/BondCFSFRPP2 EMTN/OD/TAUX/07/01/2030	07/01/2030	USD	-3 600 000	-3 444 317
XS2053762915	Issuance/BondCFSFRPP2 EMTN/OD/TAUX/05/01/2030	05/01/2030	USD	-1 300 000	-1 243 781
XS2053763053	Issuance/BondCFSFRPP2 EMTN/OD/TAUX/05/01/2030	05/01/2030	USD	-1 300 000	-1 243 781
XS2053764374	Issuance/BondEMTN CFSSOLIP XS2053764374/OD/TAUX/11/03/2025	11/03/2025	USD	-650 000	-621 891
XS2053766742	Issuance/BondEMTN CFSSOLIP XS2053766742/OD/TAUX/06/03/2023	06/03/2023	USD	-1 000 000	-956 755
XS2053768284	Issuance/BondCFSFRPP2 EMTN/OD/TAUX/28/06/2027	28/06/2027	USD	-20 000 000	-19 135 094
XS2053769506	Issuance/BondCFSFRPP2 EMTN/OD/TAUX/30/06/2025	30/06/2025	USD	-1 000 000	-956 755
XS2053774258	Issuance/BondCFSFRPP2 EMTN/OD/TAUX/30/06/2025	30/06/2025	USD	-2 000 000	-1 913 509
XS2053777194	Issuance/BondEMTN FSBOKEIS XS2053777194/OD/TAUX/06/07/2022	06/07/2022	USD	-1 700 000	-1 626 483
XS2053778598	Issuance/BondEMTN CFSSOLIP XS2053778598/OD/TAUX/22/05/2035	22/05/2035	USD	-1 415 000	-1 353 808
XS2053778754	Issuance/BondCFSFRPP2 EMTN/OD/TAUX/22/05/2035	22/05/2035	USD	-600 000	-574 053
XS2053787664	Issuance/BondCFSFRPP2 EMTN/OD/TAUX/24/08/2035	24/08/2035	USD	-1 680 000	-1 607 348
XS2053787748	Issuance/BondCFSFRPP2 EMTN/OD/TAUX/24/08/2035	24/08/2035	USD	-2 935 000	-2 808 075
XS2053788803	Issuance/BondCFSFRPP2 EMTN/OD/TAUX/27/06/2025	27/06/2025	USD	-1 000 000	-956 755
XS2053789280	Issuance/BondCFSFRPP2 EMTN/OD/TAUX/22/09/2035	22/09/2035	USD	-2 272 000	-2 173 747
XS2053789447	Issuance/BondCFSFRPP2 EMTN/OD/TAUX/30/06/2025	30/06/2025	USD	-2 200 000	-2 104 860
XS2053792821	Issuance/BondEMTN FSBOKEIS XS2053792821/OD/TAUX/02/09/2026	02/09/2026	USD	-1 000 000	-956 755
XS2053794280	Issuance/BondCFSFRPP2 EMTN/OD/TAUX/07/07/2025	07/07/2025	USD	-1 310 000	-1 253 349
XS2053796574	Issuance/BondCFSFRPP2 EMTN/OD/TAUX/22/07/2035	22/07/2035	USD	-1 500 000	-1 435 132
XS2053796657	Issuance/BondCFSFRPP2 EMTN/OD/TAUX/22/07/2035	22/07/2035	USD	-1 340 000	-1 282 051
XS2053796731	Issuance/BondCFSFRPP2 EMTN/OD/TAUX/28/07/2030	28/07/2030	USD	-1 190 000	-1 138 538
XS2053797200	Issuance/BondCFSFRPP2 EMTN/OD/TAUX/30/06/2025	30/06/2025	USD	-780 000	-746 269
XS2149705035	Issuance/BondCFSFRPP2 EMTN/OD/TAUX/30/12/2030	30/12/2030	USD	-1 800 000	-1 722 158
XS2149705381	Issuance/BondCFSFRPP2 EMTN/OD/TAUX/30/06/2025	30/06/2025	USD	-1 080 000	-1 033 295
XS2149705548	Issuance/BondEMTN CFSSOLIP XS2149705548/OD/TAUX/17/02/2025	17/02/2025	USD	-3 250 000	-3 109 453
XS2149705894	Issuance/BondCFSFRPP2 EMTN/OD/TAUX/14/09/2035	14/09/2035	USD	-1 130 000	-1 081 133
XS2149710464	Issuance/BondCFSFRPP2 EMTN/OD/TAUX/29/12/2025	29/12/2025	USD	-1 000 000	-956 755
XS2149711272	Issuance/BondCFSFRPP2 EMTN/OD/TAUX/29/12/2025	29/12/2025	USD	-2 700 000	-2 583 238
XS2149712833	Issuance/BondEMTN FSBOKEIS XS2149712833/OD/TAUX/16/11/2022	16/11/2022	USD	-1 250 000	-1 195 943
XS2149715422	Issuance/BondEMTN FSBOKEIS XS2149715422/OD/TAUX/30/11/2022	30/11/2022	USD	-1 000 000	-956 755
XS2149717634	Issuance/BondEMTN FSBOKEIS XS2149717634/OD/TAUX/30/01/2023	30/01/2023	USD	-1 033 000	-988 328
XS2149721073	Issuance/BondCFSFRPP2 EMTN/OD/TAUX/07/12/2029	07/12/2029	USD	-3 468 000	-3 318 025
XS2149727518	Issuance/BondEMTN FSBOKEIS XS2149727518/OD/TAUX/12/02/2027	12/02/2027	USD	-2 500 000	-2 391 887

CREDIT AGRICOLE CIB FINANCIAL SOLUTIONS
 Half yearly Financial Report for the period ended June, 30 2022

ISIN	Nickname	Maturity	CCY	Notionnel in currency	CVEUR in EUR
XS2149728599	Issuance/BondEMTN FSBOKEIS XS2149728599/0D/TAUX/26/02/2027	26/02/2027	USD	-561 000	-536 739
XS2149729217	Issuance/BondEMTN FSBOKEIS XS2149729217/0D/TAUX/02/02/2023	02/02/2023	USD	-1 300 000	-1 243 781
XS2149730736	Issuance/BondEMTN FSBOKEIS XS2149730736/0D/TAUX/03/02/2025	03/02/2025	USD	-1 150 000	-1 100 268
XS2149732518	Issuance/BondEMTN FSBOKEIS XS2149732518/0D/TAUX/24/08/2022	24/08/2022	USD	-1 315 000	-1 258 132
XS2149732781	Issuance/BondEMTN FSBOKEIS XS2149732781/0D/TAUX/27/02/2023	27/02/2023	USD	-1 635 000	-1 564 294
XS2149733243	Issuance/BondEMTN FSBOKEIS XS2149733243/0D/TAUX/08/09/2022	08/09/2022	USD	-650 000	-621 891
XS2201332819	Issuance/BondCFSFRPP2 EMTN/0D/TAUX/05/02/2030	05/02/2030	USD	-2 790 000	-2 669 346
XS2201336646	Issuance/BondEMTN FSBOKEIS XS2201336646/0D/TAUX/12/03/2027	12/03/2027	USD	-857 000	-819 939
XS2201337701	Issuance/BondEMTN FSBOKEIS XS2201337701/0D/TAUX/17/02/2026	17/02/2026	USD	-250 000	-239 189
XS2201338691	Issuance/BondCFSFRPP2 EMTN/0D/TAUX/26/01/2036	26/01/2036	USD	-2 370 000	-2 267 509
XS2201338774	Issuance/BondCFSFRPP2 EMTN/0D/TAUX/26/01/2036	26/01/2036	USD	-2 080 000	-1 990 050
XS2201338857	Issuance/BondCFSFRPP2 EMTN/0D/TAUX/30/12/2023	30/12/2023	USD	-8 000 000	-7 654 038
XS2201339236	Issuance/BondEMTN FSBOKEIS XS2201339236/0D/TAUX/12/02/2024	12/02/2024	USD	-1 000 000	-956 755
XS2201339319	Issuance/BondEMTN CFSEISIP XS2201339319/0D/TAUX/13/04/2026	13/04/2026	USD	-1 900 000	-1 817 834
XS2201340242	Issuance/BondEMTN FSBOKEIS XS2201340242/0D/TAUX/12/04/2027	12/04/2027	USD	-1 082 000	-1 035 209
XS2201340754	Issuance/BondEMTN FSBOKEIS XS2201340754/0D/TAUX/03/03/2023	03/03/2023	USD	-750 000	-717 566
XS2201340838	Issuance/BondEMTN FSBOKEIS XS2201340838/0D/TAUX/03/03/2023	03/03/2023	USD	-1 000 000	-956 755
XS2201341307	Issuance/BondEMTN FSBOKEIS XS2201341307/0D/TAUX/05/03/2024	05/03/2024	USD	-500 000	-478 377
XS2201341489	Issuance/BondEMTN FSBOKEIS XS2201341489/0D/TAUX/05/03/2024	05/03/2024	USD	-500 000	-478 377
XS2201342024	Issuance/BondEMTN FSBOKEIS XS2201342024/0D/TAUX/08/03/2023	08/03/2023	USD	-500 000	-478 377
XS2201343006	Issuance/BondEMTN CFSEISIP XS2201343006/0D/TAUX/11/04/2023	11/04/2023	USD	-520 000	-497 512
XS2201343428	Issuance/BondEMTN CFSEISIP XS2201343428/0D/TAUX/20/04/2023	20/04/2023	USD	-3 115 000	-2 980 291
XS2201343774	Issuance/BondEMTN CFSEISIP XS2201343774/0D/TAUX/29/04/2024	29/04/2024	USD	-755 000	-722 350
XS2201344749	Issuance/BondEMTN CFSEISIP XS2201344749/0D/TAUX/04/06/2024	04/06/2024	USD	-6 220 000	-5 951 014
XS2201344822	Issuance/BondEMTN CFSEISIP XS2201344822/0D/TAUX/04/06/2024	04/06/2024	USD	-3 225 000	-3 085 534
XS2201345043	Issuance/BondEMTN CFSEISIP XS2201345043/0D/TAUX/05/12/2022	05/12/2022	USD	-250 000	-239 189
XS2201345555	Issuance/BondEMTN CFSEISIP XS2201345555/0D/TAUX/14/06/2024	14/06/2024	USD	-1 065 000	-1 018 944
XS2201345639	Issuance/BondEMTN CFSEISIP XS2201345639/0D/TAUX/14/06/2024	14/06/2024	USD	-3 290 000	-3 147 723
XS2201346447	Issuance/BondEMTN FSBOKEIS XS2201346447/0D/TAUX/08/09/2022	08/09/2022	USD	-1 170 000	-1 119 403
XS2201347767	Issuance/BondEMTN FSBOKEIS XS2201347767/0D/TAUX/14/04/2027	14/04/2027	USD	-1 163 000	-1 112 706
XS2201349037	Issuance/BondEMTN CFSSOLIP XS2201349037/0D/TAUX/18/03/2026	18/03/2026	USD	-500 000	-478 377
XS2201349540	Issuance/BondEMTN CFSEISIP XS2201349540/0D/TAUX/18/04/2028	18/04/2028	USD	-1 040 000	-995 025
XS2201350712	Issuance/BondEMTN FSBOKEIS XS2201350712/0D/TAUX/17/03/2023	17/03/2023	USD	-1 550 000	-1 482 970
XS2201350803	Issuance/BondEMTN CFSSOLIP XS2201350803/0D/TAUX/10/03/2036	10/03/2036	USD	-830 000	-794 106
XS2201350985	Issuance/BondEMTN CFSSOLIP XS2201350985/0D/TAUX/10/03/2026	10/03/2026	USD	-3 000 000	-2 870 264
XS2201351959	Issuance/BondEMTN CFSSOLIP XS2201351959/0D/TAUX/12/05/2031	12/05/2031	USD	-10 000 000	-9 567 547
XS2201354540	Issuance/BondEMTN FSBOKEIS XS2201354540/0D/TAUX/03/04/2024	03/04/2024	USD	-2 350 000	-2 248 374
XS2201355430	Issuance/BondEMTN FSBOKEIS XS2201355430/0D/TAUX/04/04/2023	04/04/2023	USD	-3 500 000	-3 348 641
XS2201356834	Issuance/BondEMTN CFSEISIP XS2201356834/0D/TAUX/14/05/2027	14/05/2027	USD	-2 370 000	-2 267 509
XS2201357139	Issuance/BondEMTN CFSEISIP XS2201357139/0D/TAUX/20/10/2022	20/10/2022	USD	-500 000	-478 377
XS2201357485	Issuance/BondEMTN CFSEISIP XS2201357485/0D/TAUX/28/05/2026	28/05/2026	USD	-775 000	-741 485
XS2201362139	Issuance/BondEMTN CFSEISIP XS2201362139/0D/TAUX/21/10/2022	21/10/2022	USD	-700 000	-669 728
XS2201362212	Issuance/BondEMTN CFSEISIP XS2201362212/0D/TAUX/24/04/2023	24/04/2023	USD	-2 250 000	-2 152 698
XS2201362303	Issuance/BondEMTN CFSEISIP XS2201362303/0D/TAUX/22/04/2024	22/04/2024	USD	-600 000	-574 053
XS2201363889	Issuance/BondCFSFRPP2 EMTN/0D/TAUX/16/04/2036	16/04/2036	USD	-3 850 000	-3 683 506
XS2201364002	Issuance/BondEMTN CFSEISIP XS2201364002/0D/TAUX/31/08/2026	31/08/2026	USD	-2 500 000	-2 391 887
XS2201364184	Issuance/BondCFSFRPP2 EMTN/0D/TAUX/30/06/2026	30/06/2026	USD	-1 000 000	-956 755
XS2201364267	Issuance/BondEMTN CFSSOLIP XS2201364267/0D/TAUX/23/04/2026	23/04/2026	USD	-1 000 000	-956 755
XS2201364341	Issuance/BondEMTN CFSEISIP XS2201364341/0D/TAUX/28/04/2026	28/04/2026	USD	-1 174 000	-1 123 230
XS2201364697	Issuance/BondEMTN CFSEISIP XS2201364697/0D/TAUX/29/04/2026	29/04/2026	USD	-500 000	-478 377
XS2201364770	Issuance/BondEMTN CFSEISIP XS2201364770/0D/TAUX/05/05/2026	05/05/2026	USD	-845 000	-808 458
XS2201364937	Issuance/BondEMTN CFSEISIP XS2201364937/0D/TAUX/05/05/2026	05/05/2026	USD	-817 000	-781 669
XS2268489593	Issuance/BondEMTN CFSEISIP XS2268489593/0D/TAUX/05/05/2023	05/05/2023	USD	-2 350 000	-2 248 374
XS2268491573	Issuance/BondEMTN CFSEISIP XS2268491573/0D/TAUX/11/06/2027	11/06/2027	USD	-2 230 000	-2 133 563
XS2268491730	Issuance/BondEMTN CFSEISIP XS2268491730/0D/TAUX/17/05/2024	17/05/2024	USD	-4 500 000	-4 305 396
XS2268492035	Issuance/BondEMTN CFSEISIP XS2268492035/0D/TAUX/17/05/2024	17/05/2024	USD	-4 200 000	-4 018 370
XS2268492894	Issuance/BondEMTN CFSEISIP XS2268492894/0D/TAUX/13/06/2023	13/06/2023	USD	-500 000	-478 377
XS2268492977	Issuance/BondEMTN CFSEISIP XS2268492977/0D/TAUX/11/06/2025	11/06/2025	USD	-851 000	-814 198
XS2268493272	Issuance/BondEMTN CFSEISIP XS2268493272/0D/TAUX/28/05/2024	28/05/2024	USD	-500 000	-478 377
XS2268493603	Issuance/BondEMTN CFSSOLIP XS2268493603/0D/TAUX/28/04/2026	28/04/2026	USD	-300 000	-287 026
XS2268493785	Issuance/BondEMTN CFSSOLIP XS2268493785/0D/TAUX/30/09/2024	30/09/2024	USD	-1 539 000	-1 472 445
XS2268493942	Issuance/BondCFSFRPP2 EMTN/0D/TAUX/06/05/2036	06/05/2036	USD	-1 160 000	-1 109 835
XS2268494320	Issuance/BondEMTN CFSEISIP XS2268494320/0D/TAUX/28/05/2024	28/05/2024	USD	-1 750 000	-1 674 321
XS2268494833	Issuance/BondEMTN CFSEISIP XS2268494833/0D/TAUX/29/05/2024	29/05/2024	USD	-492 000	-470 723
XS2268495566	Issuance/BondEMTN CFSEISIP XS2268495566/0D/TAUX/04/06/2024	04/06/2024	USD	-360 000	-344 432
XS2268496291	Issuance/BondEMTN CFSEISIP XS2268496291/0D/TAUX/28/11/2022	28/11/2022	USD	-2 700 000	-2 583 238
XS2268497349	Issuance/BondEMTN CFSEISIP XS2268497349/0D/TAUX/01/06/2026	01/06/2026	USD	-799 000	-764 447
XS2268498230	Issuance/BondEMTN CFSEISIP XS2268498230/0D/TAUX/09/07/2027	09/07/2027	USD	-487 000	-465 940
XS2268498404	Issuance/BondEMTN CFSEISIP XS2268498404/0D/TAUX/09/07/2027	09/07/2027	USD	-1 243 000	-1 189 246
XS2268498743	Issuance/BondEMTN CFSEISIP XS2268498743/0D/TAUX/09/06/2026	09/06/2026	USD	-1 354 000	-1 295 446
XS2268498826	Issuance/BondEMTN CFSEISIP XS2268498826/0D/TAUX/09/06/2026	09/06/2026	USD	-646 000	-618 064
XS2268499394	Issuance/BondEMTN CFSEISIP XS2268499394/0D/TAUX/15/06/2026	15/06/2026	USD	-598 000	-572 139
XS2268499550	Issuance/BondEMTN CFSEISIP XS2268499550/0D/TAUX/15/06/2026	15/06/2026	USD	-510 000	-487 945
XS2268499980	Issuance/BondEMTN CFSEISIP XS2268499980/0D/TAUX/16/06/2026	16/06/2026	USD	-704 000	-673 555
XS2268500076	Issuance/BondEMTN CFSEISIP XS2268500076/0D/TAUX/24/06/2027	24/06/2027	USD	-1 580 000	-1 511 672

CREDIT AGRICOLE CIB FINANCIAL SOLUTIONS
 Half yearly Financial Report for the period ended June, 30 2022

ISIN	Nickname	Maturity	CCY	Notionnel in currency	CVEUR in EUR
XS2268500316	Issuance/BondEMTN CFSEISIP XS2268500316/0D/TAUX/24/06/2024	24/06/2024	USD	-270 000	-258 324
XS2268500407	Issuance/BondEMTN CFSEISIP XS2268500407/0D/TAUX/25/06/2026	25/06/2026	USD	-1 455 000	-1 392 078
XS2268501124	Issuance/BondEMTN CFSEISIP XS2268501124/0D/TAUX/30/06/2028	30/06/2028	USD	-1 580 000	-1 511 672
XS2268502445	Issuance/BondCFSFRPP2 EMTN/0D/TAUX/25/05/2036	25/05/2036	USD	-1 850 000	-1 769 996
XS2268502528	Issuance/BondCFSFRPP2 EMTN/0D/TAUX/30/06/2026	30/06/2026	USD	-1 200 000	-1 148 106
XS2268505117	Issuance/BondEMTN CFSEISIP XS2268505117/0D/TAUX/15/06/2026	15/06/2026	USD	-1 351 000	-1 292 576
XS2268505208	Issuance/BondEMTN CFSEISIP XS2268505208/0D/TAUX/15/12/2022	15/12/2022	USD	-500 000	-478 377
XS2268505463	Issuance/BondEMTN CFSEISIP XS2268505463/0D/TAUX/16/12/2022	16/12/2022	USD	-580 000	-554 918
XS2268505547	Issuance/BondEMTN CFSEISIP XS2268505547/0D/TAUX/10/06/2024	10/06/2024	USD	-1 300 000	-1 243 781
XS2268506198	Issuance/BondEMTN CFSEISIP XS2268506198/0D/TAUX/18/06/2024	18/06/2024	USD	-600 000	-574 053
XS2268506271	Issuance/BondEMTN CFSEISIP XS2268506271/0D/TAUX/18/06/2024	18/06/2024	USD	-3 000 000	-2 870 264
XS2268506354	Issuance/BondEMTN CFSEISIP XS2268506354/0D/TAUX/18/06/2024	18/06/2024	USD	-3 600 000	-3 444 317
XS2268506602	Issuance/BondEMTN CFSEISIP XS2268506602/0D/TAUX/21/06/2024	21/06/2024	USD	-500 000	-478 377
XS2268506941	Issuance/BondEMTN CFSEISIP XS2268506941/0D/TAUX/28/12/2022	28/12/2022	USD	-500 000	-478 377
XS2268507089	Issuance/BondEMTN CFSEISIP XS2268507089/0D/TAUX/04/01/2023	04/01/2023	USD	-2 605 000	-2 492 346
XS2268507162	Issuance/BondEMTN CFSEISIP XS2268507162/0D/TAUX/28/06/2023	28/06/2023	USD	-1 793 000	-1 715 461
XS2268508301	Issuance/BondEMTN CFSEISIP XS2268508301/0D/TAUX/02/07/2024	02/07/2024	USD	-750 000	-717 566
XS2268508640	Issuance/BondEMTN CFSEISIP XS2268508640/0D/TAUX/06/07/2023	06/07/2023	USD	-1 000 000	-956 755
XS2268508723	Issuance/BondEMTN CFSEISIP XS2268508723/0D/TAUX/29/06/2026	29/06/2026	USD	-1 000 000	-956 755
XS2268509374	Issuance/BondEMTN CFSEISIP XS2268509374/0D/TAUX/02/07/2026	02/07/2026	USD	-530 000	-507 080
XS2268509531	Issuance/BondEMTN CFSEISIP XS2268509531/0D/TAUX/06/07/2026	06/07/2026	USD	-881 000	-842 901
XS2268509705	Issuance/BondEMTN CFSEISIP XS2268509705/0D/TAUX/13/07/2026	13/07/2026	USD	-511 000	-488 902
XS2268510208	Issuance/BondEMTN CFSEISIP XS2268510208/0D/TAUX/21/07/2026	21/07/2026	USD	-580 000	-554 918
XS2268510463	Issuance/BondCFSFRPP2 EMTN/0D/TAUX/30/06/2024	30/06/2024	USD	-5 000 000	-4 783 773
XS2268510547	Issuance/BondEMTN CFSSOLIP XS2268510547/0D/TAUX/09/06/2026	09/06/2026	USD	-5 000 000	-4 783 773
XS2268510893	Issuance/BondCFSFRPP2 EMTN/0D/TAUX/30/06/2026	30/06/2026	USD	-1 770 000	-1 693 456
XS2268510976	Issuance/BondCFSFRPP2 EMTN/0D/TAUX/11/06/2036	11/06/2036	USD	-570 000	-545 350
XS2268512675	Issuance/BondEMTN CFSEISIP XS2268512675/0D/TAUX/04/11/2026	04/11/2026	USD	-2 500 000	-2 391 887
XS2268512758	Issuance/BondEMTN CFSEISIP XS2268512758/0D/TAUX/15/06/2023	15/06/2023	USD	-650 000	-621 891
XS2268513053	Issuance/BondEMTN CFSEISIP XS2268513053/0D/TAUX/19/06/2023	19/06/2023	USD	-650 000	-621 891
XS2268513137	Issuance/BondEMTN CFSEISIP XS2268513137/0D/TAUX/21/06/2024	21/06/2024	USD	-2 965 000	-2 836 778
XS2268513210	Issuance/BondEMTN CFSEISIP XS2268513210/0D/TAUX/22/06/2023	22/06/2023	USD	-1 360 000	-1 301 186
XS2268513301	Issuance/BondEMTN CFSEISIP XS2268513301/0D/TAUX/23/06/2025	23/06/2025	USD	-1 000 000	-956 755
XS2268513483	Issuance/BondEMTN CFSEISIP XS2268513483/0D/TAUX/24/06/2024	24/06/2024	USD	-1 100 000	-1 052 430
XS2268513640	Issuance/BondEMTN CFSEISIP XS2268513640/0D/TAUX/01/07/2024	01/07/2024	USD	-1 565 000	-1 497 321
XS2268513723	Issuance/BondEMTN CFSEISIP XS2268513723/0D/TAUX/01/07/2024	01/07/2024	USD	-1 110 000	-1 061 998
XS2268514028	Issuance/BondEMTN CFSEISIP XS2268514028/0D/TAUX/02/07/2024	02/07/2024	USD	-5 720 000	-5 472 637
XS2268514291	Issuance/BondEMTN CFSEISIP XS2268514291/0D/TAUX/02/07/2024	02/07/2024	USD	-1 435 000	-1 372 943
XS2268514374	Issuance/BondEMTN CFSEISIP XS2268514374/0D/TAUX/09/07/2024	09/07/2024	USD	-1 014 000	-970 149
XS2268514457	Issuance/BondEMTN CFSEISIP XS2268514457/0D/TAUX/09/07/2024	09/07/2024	USD	-599 000	-573 096
XS2268514614	Issuance/BondEMTN CFSEISIP XS2268514614/0D/TAUX/14/07/2025	14/07/2025	USD	-5 500 000	-5 262 151
XS2268514887	Issuance/BondEMTN CFSEISIP XS2268514887/0D/TAUX/16/07/2024	16/07/2024	USD	-1 230 000	-1 176 808
XS2268514960	Issuance/BondEMTN CFSEISIP XS2268514960/0D/TAUX/22/07/2024	22/07/2024	USD	-4 070 000	-3 893 992
XS2268515181	Issuance/BondEMTN CFSEISIP XS2268515181/0D/TAUX/31/07/2023	31/07/2023	USD	-2 400 000	-2 296 211
XS2268515348	Issuance/BondEMTN CFSEISIP XS2268515348/0D/TAUX/26/07/2023	26/07/2023	USD	-2 000 000	-1 913 509
XS2268515421	Issuance/BondEMTN CFSEISIP XS2268515421/0D/TAUX/31/07/2023	31/07/2023	USD	-2 880 000	-2 755 454
XS2268515777	Issuance/BondEMTN CFSEISIP XS2268515777/0D/TAUX/29/07/2024	29/07/2024	USD	-850 000	-813 241
XS2268515850	Issuance/BondEMTN CFSEISIP XS2268515850/0D/TAUX/29/07/2024	29/07/2024	USD	-1 020 000	-975 890
XS2268516072	Issuance/BondEMTN CFSEISIP XS2268516072/0D/TAUX/07/08/2023	07/08/2023	USD	-3 165 000	-3 028 129
XS2268516155	Issuance/BondEMTN CFSEISIP XS2268516155/0D/TAUX/05/08/2025	05/08/2025	USD	-1 200 000	-1 148 106
XS2268516239	Issuance/BondEMTN CFSEISIP XS2268516239/0D/TAUX/06/02/2023	06/02/2023	USD	-1 721 000	-1 646 575
XS2268516403	Issuance/BondEMTN CFSEISIP XS2268516403/0D/TAUX/07/08/2023	07/08/2023	USD	-3 510 000	-3 358 209
XS2268516585	Issuance/BondEMTN CFSEISIP XS2268516585/0D/TAUX/12/08/2024	12/08/2024	USD	-11 800 000	-11 289 705
XS2268516668	Issuance/BondEMTN CFSEISIP XS2268516668/0D/TAUX/12/08/2024	12/08/2024	USD	-6 010 000	-5 750 096
XS2268516742	Issuance/BondEMTN CFSEISIP XS2268516742/0D/TAUX/17/08/2022	17/08/2022	USD	-1 395 000	-1 334 673
XS2268516825	Issuance/BondEMTN CFSEISIP XS2268516825/0D/TAUX/19/08/2024	19/08/2024	USD	-5 265 000	-5 037 313
XS2268517120	Issuance/BondEMTN CFSEISIP XS2268517120/0D/TAUX/19/08/2024	19/08/2024	USD	-2 325 000	-2 224 455
XS2268517476	Issuance/BondEMTN CFSEISIP XS2268517476/0D/TAUX/27/08/2024	27/08/2024	USD	-1 700 000	-1 626 483
XS2268517559	Issuance/BondEMTN CFSEISIP XS2268517559/0D/TAUX/23/08/2024	23/08/2024	USD	-4 075 000	-3 898 775
XS2268517633	Issuance/BondEMTN CFSEISIP XS2268517633/0D/TAUX/27/08/2024	27/08/2024	USD	-2 350 000	-2 248 374
XS2268517807	Issuance/BondEMTN CFSEISIP XS2268517807/0D/TAUX/03/09/2024	03/09/2024	USD	-6 534 000	-6 251 435
XS2268517989	Issuance/BondEMTN CFSEISIP XS2268517989/0D/TAUX/27/08/2024	27/08/2024	USD	-2 405 000	-2 300 995
XS2268518102	Issuance/BondEMTN CFSEISIP XS2268518102/0D/TAUX/03/09/2024	03/09/2024	USD	-2 950 000	-2 822 426
XS2268519506	Issuance/BondEMTN CFSEISIP XS2268519506/0D/TAUX/01/07/2022	01/07/2022	USD	-500 000	-478 377
XS2268519845	Issuance/BondEMTN CFSEISIP XS2268519845/0D/TAUX/13/08/2027	13/08/2027	USD	-1 992 000	-1 905 855
XS2268520009	Issuance/BondEMTN CFSEISIP XS2268520009/0D/TAUX/07/07/2023	07/07/2023	USD	-1 550 000	-1 482 970
XS2268520181	Issuance/BondEMTN CFSEISIP XS2268520181/0D/TAUX/14/07/2022	14/07/2022	USD	-500 000	-478 377
XS2268520264	Issuance/BondEMTN CFSEISIP XS2268520264/0D/TAUX/15/07/2024	15/07/2024	USD	-3 000 000	-2 870 264
XS2268520348	Issuance/BondEMTN CFSEISIP XS2268520348/0D/TAUX/04/08/2025	04/08/2025	USD	-2 000 000	-1 913 509
XS2268520694	Issuance/BondEMTN CFSEISIP XS2268520694/0D/TAUX/10/07/2023	10/07/2023	USD	-950 000	-908 917
XS2268520850	Issuance/BondEMTN CFSEISIP XS2268520850/0D/TAUX/16/07/2024	16/07/2024	USD	-1 000 000	-956 755
XS2268521312	Issuance/BondEMTN CFSEISIP XS2268521312/0D/TAUX/17/07/2023	17/07/2023	USD	-2 663 000	-2 547 838
XS2268521825	Issuance/BondEMTN CFSEISIP XS2268521825/0D/TAUX/27/08/2026	27/08/2026	USD	-790 000	-755 836
XS2268522120	Issuance/BondEMTN CFSEISIP XS2268522120/0D/TAUX/14/07/2022	14/07/2022	USD	-1 200 000	-1 148 106
XS2268522393	Issuance/BondEMTN CFSEISIP XS2268522393/0D/TAUX/22/07/2024	22/07/2024	USD	-2 200 000	-2 104 860

CREDIT AGRICOLE CIB FINANCIAL SOLUTIONS
 Half yearly Financial Report for the period ended June, 30 2022

ISIN	Nickname	Maturity	CCY	Notionnel in currency	CVEUR in EUR
XS2268522716	Issuance/BondEMTN CFSEISIP XS2268522716/0D/TAUX/22/07/2024	22/07/2024	USD	-500 000	-478 377
XS2268523011	Issuance/BondEMTN CFSEISIP XS2268523011/0D/TAUX/16/07/2024	16/07/2024	USD	-2 860 000	-2 736 318
XS2268523441	Issuance/BondEMTN CFSEISIP XS2268523441/0D/TAUX/19/07/2022	19/07/2022	USD	-3 000 000	-2 870 264
XS2268523870	Issuance/BondEMTN CFSEISIP XS2268523870/0D/TAUX/19/07/2022	19/07/2022	USD	-2 500 000	-2 391 887
XS2268524092	Issuance/BondEMTN CFSEISIP XS2268524092/0D/TAUX/19/07/2022	19/07/2022	USD	-2 500 000	-2 391 887
XS2268524332	Issuance/BondEMTN CFSEISIP XS2268524332/0D/TAUX/22/07/2024	22/07/2024	USD	-3 500 000	-3 348 641
XS2268525065	Issuance/BondEMTN CFSEISIP XS2268525065/0D/TAUX/05/08/2022	05/08/2022	USD	-2 000 000	-1 913 509
XS2268525909	Issuance/BondEMTN CFSEISIP XS2268525909/0D/TAUX/04/08/2022	04/08/2022	USD	-1 000 000	-956 755
XS2268526030	Issuance/BondEMTN CFSEISIP XS2268526030/0D/TAUX/04/08/2022	04/08/2022	USD	-1 000 000	-956 755
XS2268526204	Issuance/BondEMTN CFSEISIP XS2268526204/0D/TAUX/05/08/2022	05/08/2022	USD	-500 000	-478 377
XS2268526386	Issuance/BondEMTN CFSEISIP XS2268526386/0D/TAUX/05/08/2022	05/08/2022	USD	-2 000 000	-1 913 509
XS2268526626	Issuance/BondEMTN CFSEISIP XS2268526626/0D/TAUX/03/08/2026	03/08/2026	USD	-706 000	-675 469
XS2268526899	Issuance/BondEMTN CFSEISIP XS2268526899/0D/TAUX/03/08/2026	03/08/2026	USD	-395 000	-377 918
XS2268526972	Issuance/BondEMTN CFSEISIP XS2268526972/0D/TAUX/06/08/2026	06/08/2026	USD	-400 000	-382 702
XS2268527350	Issuance/BondEMTN CFSEISIP XS2268527350/0D/TAUX/11/08/2026	11/08/2026	USD	-821 000	-785 496
XS2268527780	Issuance/BondEMTN CFSEISIP XS2268527780/0D/TAUX/20/08/2026	20/08/2026	USD	-1 002 000	-958 668
XS2268527947	Issuance/BondEMTN CFSEISIP XS2268527947/0D/TAUX/24/08/2026	24/08/2026	USD	-836 000	-799 847
XS2268528085	Issuance/BondEMTN CFSEISIP XS2268528085/0D/TAUX/24/08/2026	24/08/2026	USD	-500 000	-478 377
XS2268528242	Issuance/BondEMTN CFSEISIP XS2268528242/0D/TAUX/08/09/2026	08/09/2026	USD	-999 000	-955 798
XS2268528598	Issuance/BondEMTN CFSEISIP XS2268528598/0D/TAUX/09/08/2023	09/08/2023	USD	-2 850 000	-2 726 751
XS2268528754	Issuance/BondEMTN CFSEISIP XS2268528754/0D/TAUX/04/08/2023	04/08/2023	USD	-1 105 000	-1 057 214
XS2268528838	Issuance/BondEMTN CFSEISIP XS2268528838/0D/TAUX/13/02/2023	13/02/2023	USD	-300 000	-287 026
XS2268528911	Issuance/BondEMTN CFSEISIP XS2268528911/0D/TAUX/01/10/2026	01/10/2026	USD	-3 570 000	-3 415 614
XS2268529059	Issuance/BondEMTN CFSEISIP XS2268529059/0D/TAUX/05/08/2022	05/08/2022	USD	-1 000 000	-956 755
XS2268529216	Issuance/BondEMTN CFSEISIP XS2268529216/0D/TAUX/14/08/2023	14/08/2023	USD	-500 000	-478 377
XS2268529307	Issuance/BondEMTN CFSEISIP XS2268529307/0D/TAUX/13/02/2023	13/02/2023	USD	-300 000	-287 026
XS2268530065	Issuance/BondEMTN CFSEISIP XS2268530065/0D/TAUX/16/08/2024	16/08/2024	USD	-4 000 000	-3 827 019
XS2268530222	Issuance/BondEMTN CFSEISIP XS2268530222/0D/TAUX/15/09/2027	15/09/2027	USD	-1 797 000	-1 719 288
XS2268530578	Issuance/BondEMTN CFSEISIP XS2268530578/0D/TAUX/23/08/2022	23/08/2022	USD	-2 000 000	-1 913 509
XS2268530909	Issuance/BondEMTN CFSEISIP XS2268530909/0D/TAUX/13/02/2023	13/02/2023	USD	-250 000	-239 189
XS2268531030	Issuance/BondEMTN CFSEISIP XS2268531030/0D/TAUX/13/02/2023	13/02/2023	USD	-200 000	-191 351
XS2268531113	Issuance/BondEMTN CFSEISIP XS2268531113/0D/TAUX/29/08/2023	29/08/2023	USD	-2 500 000	-2 391 887
XS2268531204	Issuance/BondEMTN CFSEISIP XS2268531204/0D/TAUX/19/08/2025	19/08/2025	USD	-1 300 000	-1 243 781
XS2268531386	Issuance/BondEMTN CFSEISIP XS2268531386/0D/TAUX/21/08/2023	21/08/2023	USD	-2 100 000	-2 009 185
XS2268531469	Issuance/BondEMTN CFSEISIP XS2268531469/0D/TAUX/21/08/2023	21/08/2023	USD	-2 100 000	-2 009 185
XS2268531626	Issuance/BondEMTN CFSEISIP XS2268531626/0D/TAUX/13/08/2024	13/08/2024	USD	-1 235 000	-1 181 592
XS2268531972	Issuance/BondEMTN CFSEISIP XS2268531972/0D/TAUX/23/02/2024	23/02/2024	USD	-3 200 000	-3 061 615
XS2268532194	Issuance/BondEMTN CFSEISIP XS2268532194/0D/TAUX/15/10/2026	15/10/2026	USD	-572 000	-547 264
XS2268532434	Issuance/BondEMTN CFSEISIP XS2268532434/0D/TAUX/25/08/2023	25/08/2023	USD	-1 000 000	-956 755
XS2268532608	Issuance/BondEMTN CFSEISIP XS2268532608/0D/TAUX/26/08/2022	26/08/2022	USD	-200 000	-191 351
XS2268532863	Issuance/BondEMTN CFSEISIP XS2268532863/0D/TAUX/25/08/2026	25/08/2026	USD	-1 000 000	-956 755
XS2299238464	Issuance/BondEMTN CFSEISIP XS2299238464/0D/TAUX/01/09/2026	01/09/2026	USD	-2 977 000	-2 848 259
XS2299238621	Issuance/BondEMTN CFSEISIP XS2299238621/0D/TAUX/02/09/2026	02/09/2026	USD	-1 000 000	-956 755
XS2299238894	Issuance/BondEMTN CFSEISIP XS2299238894/0D/TAUX/02/09/2026	02/09/2026	USD	-1 000 000	-956 755
XS2299238977	Issuance/BondEMTN CFSEISIP XS2299238977/0D/TAUX/02/09/2026	02/09/2026	USD	-909 000	-869 690
XS2299239355	Issuance/BondEMTN CFSEISIP XS2299239355/0D/TAUX/02/09/2022	02/09/2022	USD	-1 000 000	-956 755
XS2299239439	Issuance/BondEMTN CFSEISIP XS2299239439/0D/TAUX/07/03/2023	07/03/2023	USD	-500 000	-478 377
XS2299239868	Issuance/BondEMTN CFSEISIP XS2299239868/0D/TAUX/02/09/2022	02/09/2022	USD	-1 000 000	-956 755
XS2299239942	Issuance/BondEMTN CFSEISIP XS2299239942/0D/TAUX/05/09/2023	05/09/2023	USD	-1 000 000	-956 755
XS2299240288	Issuance/BondEMTN CFSEISIP XS2299240288/0D/TAUX/07/03/2023	07/03/2023	USD	-12 000 000	-11 481 056
XS2299244199	Issuance/BondEMTN CFSEISIP XS2299244199/0D/TAUX/07/03/2023	07/03/2023	USD	-12 000 000	-11 481 056
XS2299244439	Issuance/BondEMTN CFSEISIP XS2299244439/0D/TAUX/08/10/2026	08/10/2026	USD	-1 166 000	-1 115 576
XS2299245592	Issuance/BondEMTN CFSEISIP XS2299245592/0D/TAUX/13/09/2023	13/09/2023	USD	-1 150 000	-1 100 268
XS2299245675	Issuance/BondEMTN CFSEISIP XS2299245675/0D/TAUX/08/09/2026	08/09/2026	USD	-1 218 000	-1 165 327
XS2299245758	Issuance/BondEMTN CFSEISIP XS2299245758/0D/TAUX/08/09/2026	08/09/2026	USD	-738 000	-706 085
XS2299245832	Issuance/BondEMTN CFSEISIP XS2299245832/0D/TAUX/08/09/2026	08/09/2026	USD	-1 000 000	-956 755
XS2299245915	Issuance/BondEMTN CFSEISIP XS2299245915/0D/TAUX/10/09/2026	10/09/2026	USD	-1 000 000	-956 755
XS2299246053	Issuance/BondEMTN CFSEISIP XS2299246053/0D/TAUX/15/09/2026	15/09/2026	USD	-677 000	-647 723
XS2299246483	Issuance/BondEMTN CFSEISIP XS2299246483/0D/TAUX/21/09/2026	21/09/2026	USD	-1 000 000	-956 755
XS2299247457	Issuance/BondEMTN CFSEISIP XS2299247457/0D/TAUX/02/09/2022	02/09/2022	USD	-2 540 000	-2 430 157
XS2299247531	Issuance/BondEMTN CFSEISIP XS2299247531/0D/TAUX/10/09/2024	10/09/2024	USD	-2 500 000	-2 391 887
XS2299247614	Issuance/BondEMTN CFSEISIP XS2299247614/0D/TAUX/06/09/2022	06/09/2022	USD	-1 385 000	-1 325 105
XS2299247887	Issuance/BondEMTN CFSEISIP XS2299247887/0D/TAUX/04/09/2024	04/09/2024	USD	-2 416 000	-2 311 519
XS2299247960	Issuance/BondEMTN CFSEISIP XS2299247960/0D/TAUX/04/09/2024	04/09/2024	USD	-1 200 000	-1 148 106
XS2299248000	Issuance/BondEMTN CFSEISIP XS2299248000/0D/TAUX/09/09/2025	09/09/2025	USD	-1 650 000	-1 578 645
XS2299248182	Issuance/BondEMTN CFSEISIP XS2299248182/0D/TAUX/16/09/2024	16/09/2024	USD	-1 640 000	-1 569 078
XS2299248265	Issuance/BondEMTN CFSEISIP XS2299248265/0D/TAUX/17/09/2024	17/09/2024	USD	-13 340 000	-12 763 108
XS2299248349	Issuance/BondEMTN CFSEISIP XS2299248349/0D/TAUX/22/09/2025	22/09/2025	USD	-1 200 000	-1 148 106
XS2299248422	Issuance/BondEMTN CFSEISIP XS2299248422/0D/TAUX/20/09/2024	20/09/2024	USD	-1 080 000	-1 033 295
XS2299248695	Issuance/BondEMTN CFSEISIP XS2299248695/0D/TAUX/24/09/2025	24/09/2025	USD	-11 000 000	-10 524 302
XS2299248778	Issuance/BondEMTN CFSEISIP XS2299248778/0D/TAUX/24/09/2024	24/09/2024	USD	-640 000	-612 323
XS2299248935	Issuance/BondEMTN CFSEISIP XS2299248935/0D/TAUX/27/09/2024	27/09/2024	USD	-800 000	-765 404
XS2299249156	Issuance/BondEMTN CFSEISIP XS2299249156/0D/TAUX/20/10/2023	20/10/2023	USD	-955 000	-913 701
XS2299249230	Issuance/BondEMTN CFSEISIP XS2299249230/0D/TAUX/20/10/2023	20/10/2023	USD	-815 000	-779 755
XS2299249313	Issuance/BondEMTN CFSEISIP XS2299249313/0D/TAUX/03/05/2023	03/05/2023	USD	-2 385 000	-2 281 860

CREDIT AGRICOLE CIB FINANCIAL SOLUTIONS
 Half yearly Financial Report for the period ended June, 30 2022

ISIN	Nickname	Maturity	CCY	Notionnel in currency	CVEUR in EUR
XS2299249404	Issuance/BondEMTN CFSEISIP XS2299249404/0D/TAUX/12/11/2024	12/11/2024	USD	-5 750 000	-5 501 339
XS2299249586	Issuance/BondEMTN CFSEISIP XS2299249586/0D/TAUX/30/11/2026	30/11/2026	USD	-5 180 000	-4 955 989
XS2299249669	Issuance/BondEMTN CFSEISIP XS2299249669/0D/TAUX/24/11/2023	24/11/2023	USD	-955 000	-913 701
XS2299249743	Issuance/BondEMTN CFSEISIP XS2299249743/0D/TAUX/25/11/2022	25/11/2022	USD	-2 666 000	-2 550 708
XS2299249826	Issuance/BondEMTN CFSEISIP XS2299249826/0D/TAUX/02/12/2024	02/12/2024	USD	-10 055 000	-9 620 168
XS2299250089	Issuance/BondEMTN CFSEISIP XS2299250089/0D/TAUX/03/12/2024	03/12/2024	USD	-750 000	-717 566
XS2299250162	Issuance/BondEMTN CFSEISIP XS2299250162/0D/TAUX/03/12/2024	03/12/2024	USD	-790 000	-755 836
XS2299250246	Issuance/BondEMTN CFSEISIP XS2299250246/0D/TAUX/03/12/2024	03/12/2024	USD	-6 345 000	-6 070 609
XS2299250329	Issuance/BondEMTN CFSEISIP XS2299250329/0D/TAUX/14/12/2026	14/12/2026	USD	-1 500 000	-1 435 132
XS2299250592	Issuance/BondEMTN CFSEISIP XS2299250592/0D/TAUX/08/12/2022	08/12/2022	USD	-1 980 000	-1 894 374
XS2299250675	Issuance/BondEMTN CFSEISIP XS2299250675/0D/TAUX/09/12/2024	09/12/2024	USD	-1 244 000	-1 190 203
XS2299250758	Issuance/BondEMTN CFSEISIP XS2299250758/0D/TAUX/09/06/2023	09/06/2023	USD	-1 930 000	-1 846 537
XS2299250832	Issuance/BondEMTN CFSEISIP XS2299250832/0D/TAUX/21/10/2027	21/10/2027	USD	-1 993 000	-1 906 812
XS2299251483	Issuance/BondEMTN CFSEISIP XS2299251483/0D/TAUX/23/09/2022	23/09/2022	USD	-1 455 000	-1 392 078
XS2299251566	Issuance/BondEMTN CFSEISIP XS2299251566/0D/TAUX/21/09/2026	21/09/2026	USD	-3 500 000	-3 348 641
XS2299251640	Issuance/BondEMTN CFSEISIP XS2299251640/0D/TAUX/21/09/2026	21/09/2026	USD	-1 000 000	-956 755
XS2299251723	Issuance/BondEMTN CFSEISIP XS2299251723/0D/TAUX/24/09/2026	24/09/2026	USD	-815 000	-779 755
XS2299251996	Issuance/BondEMTN CFSEISIP XS2299251996/0D/TAUX/24/09/2026	24/09/2026	USD	-430 000	-411 405
XS2299252028	Issuance/BondEMTN CFSEISIP XS2299252028/0D/TAUX/29/09/2026	29/09/2026	USD	-1 000 000	-956 755
XS2299252374	Issuance/BondEMTN CFSEISIP XS2299252374/0D/TAUX/01/10/2026	01/10/2026	USD	-1 000 000	-956 755
XS2299252457	Issuance/BondEMTN CFSEISIP XS2299252457/0D/TAUX/01/10/2026	01/10/2026	USD	-1 000 000	-956 755
XS2299252531	Issuance/BondEMTN CFSEISIP XS2299252531/0D/TAUX/05/10/2026	05/10/2026	USD	-1 000 000	-956 755
XS2299252614	Issuance/BondEMTN CFSEISIP XS2299252614/0D/TAUX/05/10/2026	05/10/2026	USD	-1 000 000	-956 755
XS2299252705	Issuance/BondEMTN CFSEISIP XS2299252705/0D/TAUX/05/10/2026	05/10/2026	USD	-1 000 000	-956 755
XS2299252887	Issuance/BondEMTN CFSEISIP XS2299252887/0D/TAUX/06/10/2026	06/10/2026	USD	-1 000 000	-956 755
XS2299253000	Issuance/BondEMTN CFSEISIP XS2299253000/0D/TAUX/19/10/2026	19/10/2026	USD	-1 124 000	-1 075 392
XS2299253182	Issuance/BondEMTN CFSEISIP XS2299253182/0D/TAUX/19/10/2026	19/10/2026	USD	-1 000 000	-956 755
XS2299253265	Issuance/BondEMTN CFSEISIP XS2299253265/0D/TAUX/20/10/2026	20/10/2026	USD	-325 000	-310 945
XS2299253349	Issuance/BondEMTN CFSEISIP XS2299253349/0D/TAUX/22/10/2026	22/10/2026	USD	-1 000 000	-956 755
XS2299253851	Issuance/BondEMTN CFSEISIP XS2299253851/0D/TAUX/03/11/2027	03/11/2027	USD	-477 000	-456 372
XS2299254156	Issuance/BondEMTN CFSEISIP XS2299254156/0D/TAUX/30/03/2023	30/03/2023	USD	-1 200 000	-1 148 106
XS2299254313	Issuance/BondEMTN CFSEISIP XS2299254313/0D/TAUX/29/09/2023	29/09/2023	USD	-4 200 000	-4 018 370
XS2299254404	Issuance/BondEMTN CFSEISIP XS2299254404/0D/TAUX/30/09/2024	30/09/2024	USD	-600 000	-574 053
XS2299254586	Issuance/BondEMTN CFSEISIP XS2299254586/0D/TAUX/29/09/2022	29/09/2022	USD	-1 700 000	-1 626 483
XS2299254669	Issuance/BondEMTN CFSEISIP XS2299254669/0D/TAUX/01/10/2024	01/10/2024	USD	-1 000 000	-956 755
XS2299255120	Issuance/BondEMTN CFSEISIP XS2299255120/0D/TAUX/05/11/2026	05/11/2026	USD	-351 000	-335 821
XS2299255559	Issuance/BondEMTN CFSEISIP XS2299255559/0D/TAUX/05/10/2022	05/10/2022	USD	-1 220 000	-1 167 241
XS2299256102	Issuance/BondEMTN CFSEISIP XS2299256102/0D/TAUX/02/10/2023	02/10/2023	USD	-1 000 000	-956 755
XS2299256284	Issuance/BondEMTN CFSEISIP XS2299256284/0D/TAUX/07/10/2025	07/10/2025	USD	-8 600 000	-8 228 090
XS2299256367	Issuance/BondEMTN CFSEISIP XS2299256367/0D/TAUX/07/10/2022	07/10/2022	USD	-1 000 000	-956 755
XS2299256524	Issuance/BondEMTN CFSEISIP XS2299256524/0D/TAUX/08/10/2026	08/10/2026	USD	-1 000 000	-956 755
XS2299256870	Issuance/BondEMTN CFSEISIP XS2299256870/0D/TAUX/05/11/2026	05/11/2026	USD	-355 000	-339 648
XS2299256953	Issuance/BondEMTN CFSEISIP XS2299256953/0D/TAUX/15/10/2024	15/10/2024	USD	-3 200 000	-3 061 615
XS2299257092	Issuance/BondEMTN CFSEISIP XS2299257092/0D/TAUX/15/10/2024	15/10/2024	USD	-1 200 000	-1 148 106
XS2299257175	Issuance/BondEMTN CFSEISIP XS2299257175/0D/TAUX/13/10/2026	13/10/2026	USD	-4 300 000	-4 114 045
XS2299257845	Issuance/BondEMTN CFSEISIP XS2299257845/0D/TAUX/23/11/2026	23/11/2026	USD	-1 500 000	-1 435 132
XS2299258496	Issuance/BondEMTN CFSEISIP XS2299258496/0D/TAUX/07/12/2026	07/12/2026	USD	-550 000	-526 215
XS2299259114	Issuance/BondEMTN CFSEISIP XS2299259114/0D/TAUX/21/01/2027	21/01/2027	USD	-3 550 000	-3 396 479
XS2299259973	Issuance/BondEMTN CFSEISIP XS2299259973/0D/TAUX/21/02/2029	21/02/2029	USD	-3 000 000	-2 870 264
XS2299260120	Issuance/BondEMTN CFSEISIP XS2299260120/0D/TAUX/15/10/2024	15/10/2024	USD	-1 800 000	-1 722 158
XS2299260393	Issuance/BondEMTN CFSEISIP XS2299260393/0D/TAUX/14/10/2022	14/10/2022	USD	-1 000 000	-956 755
XS2299260476	Issuance/BondEMTN CFSEISIP XS2299260476/0D/TAUX/14/10/2022	14/10/2022	USD	-1 200 000	-1 148 106
XS2299260989	Issuance/BondEMTN CFSEISIP XS2299260989/0D/TAUX/19/10/2026	19/10/2026	USD	-750 000	-717 566
XS2299261367	Issuance/BondEMTN CFSEISIP XS2299261367/0D/TAUX/26/11/2027	26/11/2027	USD	-1 165 000	-1 114 619
XS2299262092	Issuance/BondEMTN CFSEISIP XS2299262092/0D/TAUX/16/10/2023	16/10/2023	USD	-250 000	-239 189
XS2299262258	Issuance/BondEMTN CFSEISIP XS2299262258/0D/TAUX/25/10/2024	25/10/2024	USD	-1 000 000	-956 755
XS2299262332	Issuance/BondEMTN CFSEISIP XS2299262332/0D/TAUX/25/10/2024	25/10/2024	USD	-1 000 000	-956 755
XS2299262506	Issuance/BondEMTN CFSEISIP XS2299262506/0D/TAUX/27/01/2023	27/01/2023	USD	-775 000	-741 485
XS2299262688	Issuance/BondEMTN CFSEISIP XS2299262688/0D/TAUX/20/10/2022	20/10/2022	USD	-1 100 000	-1 052 430
XS2299263066	Issuance/BondEMTN CFSEISIP XS2299263066/0D/TAUX/14/12/2026	14/12/2026	USD	-806 000	-771 144
XS2299263140	Issuance/BondEMTN CFSEISIP XS2299263140/0D/TAUX/09/11/2026	09/11/2026	USD	-1 000 000	-956 755
XS2299263223	Issuance/BondEMTN CFSEISIP XS2299263223/0D/TAUX/09/11/2026	09/11/2026	USD	-350 000	-334 864
XS2299263496	Issuance/BondEMTN CFSEISIP XS2299263496/0D/TAUX/17/11/2026	17/11/2026	USD	-748 000	-715 653
XS2299263579	Issuance/BondEMTN CFSEISIP XS2299263579/0D/TAUX/23/11/2026	23/11/2026	USD	-1 269 000	-1 214 122
XS2299263736	Issuance/BondEMTN CFSEISIP XS2299263736/0D/TAUX/23/11/2026	23/11/2026	USD	-500 000	-478 377
XS2299263900	Issuance/BondEMTN CFSEISIP XS2299263900/0D/TAUX/24/11/2026	24/11/2026	USD	-1 374 000	-1 314 581
XS2299264031	Issuance/BondEMTN CFSEISIP XS2299264031/0D/TAUX/27/11/2026	27/11/2026	USD	-926 000	-885 955
XS2299264205	Issuance/BondEMTN CFSEISIP XS2299264205/0D/TAUX/30/11/2026	30/11/2026	USD	-350 000	-334 864
XS2299264460	Issuance/BondEMTN CFSEISIP XS2299264460/0D/TAUX/08/12/2026	08/12/2026	USD	-498 000	-476 464
XS2299264627	Issuance/BondEMTN CFSEISIP XS2299264627/0D/TAUX/10/12/2026	10/12/2026	USD	-580 000	-554 918
XS2299264890	Issuance/BondEMTN CFSEISIP XS2299264890/0D/TAUX/28/10/2022	28/10/2022	USD	-2 500 000	-2 391 887
XS2299264973	Issuance/BondEMTN CFSEISIP XS2299264973/0D/TAUX/30/10/2023	30/10/2023	USD	-1 500 000	-1 435 132
XS2299265277	Issuance/BondEMTN CFSEISIP XS2299265277/0D/TAUX/04/11/2022	04/11/2022	USD	-1 000 000	-956 755
XS2299265350	Issuance/BondEMTN CFSEISIP XS2299265350/0D/TAUX/03/11/2022	03/11/2022	USD	-1 000 000	-956 755
XS2299265434	Issuance/BondEMTN CFSEISIP XS2299265434/0D/TAUX/16/11/2026	16/11/2026	USD	-685 000	-655 377

CREDIT AGRICOLE CIB FINANCIAL SOLUTIONS
 Half yearly Financial Report for the period ended June, 30 2022

ISIN	Nickname	Maturity	CCY	Notionnel in currency	CVEUR in EUR
XS2299265517	Issuance/BondEMTN CFSEISIP XS2299265517/0D/TAUX/13/11/2023	13/11/2023	USD	-8 205 000	-7 850 172
XS2299265780	Issuance/BondCFSFRP2 EMTN/0D/TAUX/29/10/2036	29/10/2036	USD	-1 940 000	-1 856 104
XS2299265947	Issuance/BondEMTN CFSEISIP XS2299265947/0D/TAUX/18/11/2025	18/11/2025	USD	-1 500 000	-1 435 132
XS2299266085	Issuance/BondEMTN CFSEISIP XS2299266085/0D/TAUX/17/05/2024	17/05/2024	USD	-1 000 000	-956 755
XS2299266242	Issuance/BondEMTN CFSEISIP XS2299266242/0D/TAUX/18/11/2025	18/11/2025	USD	-1 500 000	-1 435 132
XS2299266671	Issuance/BondEMTN CFSEISIP XS2299266671/0D/TAUX/16/11/2022	16/11/2022	USD	-2 000 000	-1 913 509
XS2299266754	Issuance/BondEMTN CFSEISIP XS2299266754/0D/TAUX/16/11/2022	16/11/2022	USD	-1 000 000	-956 755
XS2299266838	Issuance/BondEMTN CFSEISIP XS2299266838/0D/TAUX/16/11/2022	16/11/2022	USD	-3 000 000	-2 870 264
XS2299266911	Issuance/BondEMTN CFSEISIP XS2299266911/0D/TAUX/25/11/2022	25/11/2022	USD	-1 000 000	-956 755
XS2299267307	Issuance/BondEMTN CFSEISIP XS2299267307/0D/TAUX/25/11/2026	25/11/2026	USD	-2 000 000	-1 913 509
XS2299267489	Issuance/BondEMTN CFSEISIP XS2299267489/0D/TAUX/28/11/2022	28/11/2022	USD	-1 000 000	-956 755
XS2299267562	Issuance/BondEMTN CFSEISIP XS2299267562/0D/TAUX/17/12/2027	17/12/2027	USD	-1 873 000	-1 792 002
XS2299267992	Issuance/BondEMTN CFSEISIP XS2299267992/0D/TAUX/28/11/2022	28/11/2022	USD	-700 000	-669 728
XS2299268297	Issuance/BondCFSFRP2 EMTN/0D/TAUX/30/12/2026	30/12/2026	USD	-1 000 000	-956 755
XS2299268370	Issuance/BondCFSFRP2 EMTN/0D/TAUX/08/11/2024	08/11/2024	USD	-2 080 000	-1 990 050
XS2299270863	Issuance/BondEMTN CFSEISIP XS2299270863/0D/TAUX/30/05/2023	30/05/2023	USD	-1 400 000	-1 339 457
XS2299270947	Issuance/BondEMTN CFSEISIP XS2299270947/0D/TAUX/30/11/2022	30/11/2022	USD	-2 000 000	-1 913 509
XS2299271168	Issuance/BondEMTN CFSEISIP XS2299271168/0D/TAUX/01/12/2022	01/12/2022	USD	-3 350 000	-3 205 128
XS2299271242	Issuance/BondEMTN CFSEISIP XS2299271242/0D/TAUX/03/03/2023	03/03/2023	USD	-1 000 000	-956 755
XS2299271325	Issuance/BondEMTN CFSEISIP XS2299271325/0D/TAUX/24/11/2023	24/11/2023	USD	-500 000	-478 377
XS2299271598	Issuance/BondEMTN CFSEISIP XS2299271598/0D/TAUX/25/11/2022	25/11/2022	USD	-720 000	-688 863
XS2299271671	Issuance/BondEMTN CFSEISIP XS2299271671/0D/TAUX/04/11/2023	04/11/2023	USD	-500 000	-478 377
XS2299271754	Issuance/BondEMTN CFSEISIP XS2299271754/0D/TAUX/01/12/2022	01/12/2022	USD	-500 000	-478 377
XS2299271838	Issuance/BondEMTN CFSEISIP XS2299271838/0D/TAUX/01/06/2023	01/06/2023	USD	-1 000 000	-956 755
XS2316238414	Issuance/BondEMTN CFSEISIP XS2316238414/0D/TAUX/01/06/2023	01/06/2023	USD	-500 000	-478 377
XS2316238844	Issuance/BondEMTN CFSEISIP XS2316238844/0D/TAUX/07/12/2026	07/12/2026	USD	-2 000 000	-1 913 509
XS2316239065	Issuance/BondEMTN CFSEISIP XS2316239065/0D/TAUX/07/12/2022	07/12/2022	USD	-1 000 000	-956 755
XS2316239149	Issuance/BondEMTN CFSEISIP XS2316239149/0D/TAUX/07/12/2022	07/12/2022	USD	-1 000 000	-956 755
XS2316239222	Issuance/BondEMTN CFSEISIP XS2316239222/0D/TAUX/01/12/2022	01/12/2022	USD	-3 000 000	-2 870 264
XS2316239495	Issuance/BondEMTN CFSEISIP XS2316239495/0D/TAUX/01/12/2022	01/12/2022	USD	-3 000 000	-2 870 264
XS2316239735	Issuance/BondEMTN CFSEISIP XS2316239735/0D/TAUX/09/12/2022	09/12/2022	USD	-1 000 000	-956 755
XS2316239818	Issuance/BondEMTN CFSEISIP XS2316239818/0D/TAUX/08/12/2023	08/12/2023	USD	-300 000	-287 026
XS2316240238	Issuance/BondEMTN CFSEISIP XS2316240238/0D/TAUX/03/12/2025	03/12/2025	USD	-1 000 000	-956 755
XS2316240584	Issuance/BondEMTN CFSEISIP XS2316240584/0D/TAUX/10/12/2024	10/12/2024	USD	-750 000	-717 566
XS2316240667	Issuance/BondEMTN CFSEISIP XS2316240667/0D/TAUX/10/12/2024	10/12/2024	USD	-750 000	-717 566
XS2316241392	Issuance/BondEMTN CFSEISIP XS2316241392/0D/TAUX/06/12/2023	06/12/2023	USD	-500 000	-478 377
XS2316241475	Issuance/BondEMTN CFSEISIP XS2316241475/0D/TAUX/06/12/2023	06/12/2023	USD	-500 000	-478 377
XS2316241558	Issuance/BondEMTN CFSEISIP XS2316241558/0D/TAUX/14/12/2026	14/12/2026	USD	-500 000	-478 377
XS2316241988	Issuance/BondEMTN CFSEISIP XS2316241988/0D/TAUX/28/01/2028	28/01/2028	USD	-3 086 000	-2 952 545
XS2316242440	Issuance/BondEMTN CFSEISIP XS2316242440/0D/TAUX/16/12/2024	20/12/2023	USD	-1 250 000	-1 195 943
XS2316242796	Issuance/BondEMTN CFSEISIP XS2316242796/0D/TAUX/10/12/2026	10/12/2026	USD	-924 000	-884 041
XS2316242952	Issuance/BondEMTN CFSEISIP XS2316242952/0D/TAUX/26/11/2028	26/11/2028	USD	-500 000	-478 377
XS2316245112	Issuance/BondEMTN CFSEISIP XS2316245112/0D/TAUX/14/12/2026	14/12/2026	USD	-500 000	-478 377
XS2316245385	Issuance/BondEMTN CFSEISIP XS2316245385/0D/TAUX/14/12/2026	14/12/2026	USD	-400 000	-382 702
XS2316245971	Issuance/BondEMTN CFSEISIP XS2316245971/0D/TAUX/21/12/2026	21/12/2026	USD	-1 000 000	-956 755
XS2316246193	Issuance/BondEMTN CFSEISIP XS2316246193/0D/TAUX/21/12/2026	21/12/2026	USD	-677 000	-647 723
XS2316246276	Issuance/BondEMTN CFSEISIP XS2316246276/0D/TAUX/22/12/2026	22/12/2026	USD	-1 000 000	-956 755
XS2316246359	Issuance/BondEMTN CFSEISIP XS2316246359/0D/TAUX/22/12/2026	22/12/2026	USD	-1 500 000	-1 435 132
XS2316246516	Issuance/BondEMTN CFSEISIP XS2316246516/0D/TAUX/23/12/2026	23/12/2026	USD	-1 287 000	-1 231 343
XS2316246607	Issuance/BondEMTN CFSEISIP XS2316246607/0D/TAUX/23/12/2026	23/12/2026	USD	-500 000	-478 377
XS2316246862	Issuance/BondEMTN CFSEISIP XS2316246862/0D/TAUX/17/12/2026	17/12/2026	USD	-1 000 000	-956 755
XS2316246946	Issuance/BondEMTN CFSEISIP XS2316246946/0D/TAUX/23/12/2024	23/12/2024	USD	-5 000 000	-4 783 773
XS2316247241	Issuance/BondEMTN CFSEISIP XS2316247241/0D/TAUX/23/12/2024	23/12/2024	USD	-2 000 000	-1 913 509
XS2316247324	Issuance/BondEMTN CFSEISIP XS2316247324/0D/TAUX/20/12/2024	20/12/2024	USD	-1 000 000	-956 755
XS2316247597	Issuance/BondEMTN CFSEISIP XS2316247597/0D/TAUX/20/12/2024	20/12/2024	USD	-1 000 000	-956 755
XS2316247670	Issuance/BondEMTN CFSEISIP XS2316247670/0D/TAUX/20/12/2022	20/12/2022	USD	-500 000	-478 377
XS2316247753	Issuance/BondEMTN CFSEISIP XS2316247753/0D/TAUX/20/12/2022	20/12/2022	USD	-500 000	-478 377
XS2316247910	Issuance/BondEMTN CFSEISIP XS2316247910/0D/TAUX/21/12/2023	21/12/2023	USD	-2 750 000	-2 631 075
XS2316248215	Issuance/BondEMTN CFSEISIP XS2316248215/0D/TAUX/22/06/2023	22/06/2023	USD	-5 930 000	-5 673 555
XS2316248306	Issuance/BondEMTN CFSEISIP XS2316248306/0D/TAUX/22/12/2022	22/12/2022	USD	-1 000 000	-956 755
XS2316248488	Issuance/BondEMTN CFSEISIP XS2316248488/0D/TAUX/22/12/2022	22/12/2022	USD	-1 250 000	-1 195 943
XS2316248561	Issuance/BondEMTN CFSEISIP XS2316248561/0D/TAUX/17/06/2024	17/06/2024	USD	-750 000	-717 566
XS2316248645	Issuance/BondEMTN CFSEISIP XS2316248645/0D/TAUX/23/12/2024	23/12/2024	USD	-1 500 000	-1 435 132
XS2316248728	Issuance/BondEMTN CFSEISIP XS2316248728/0D/TAUX/29/12/2026	29/12/2026	USD	-2 350 000	-2 248 374
XS2316248991	Issuance/BondEMTN CFSEISIP XS2316248991/0D/TAUX/29/12/2022	29/12/2022	USD	-2 000 000	-1 913 509
XS2316249023	Issuance/BondEMTN CFSEISIP XS2316249023/0D/TAUX/21/06/2023	21/06/2023	USD	-1 000 000	-956 755
XS2316249296	Issuance/BondEMTN CFSEISIP XS2316249296/0D/TAUX/22/06/2023	22/06/2023	USD	-1 000 000	-956 755
XS2316249619	Issuance/BondEMTN CFSEISIP XS2316249619/0D/TAUX/29/12/2026	29/12/2026	USD	-1 000 000	-956 755
XS2316249700	Issuance/BondEMTN CFSEISIP XS2316249700/0D/TAUX/29/12/2026	29/12/2026	USD	-3 339 000	-3 194 604
XS2316249965	Issuance/BondEMTN CFSEISIP XS2316249965/0D/TAUX/30/12/2026	30/12/2026	USD	-365 000	-349 215
XS2316250112	Issuance/BondEMTN CFSEISIP XS2316250112/0D/TAUX/05/01/2027	05/01/2027	USD	-1 559 000	-1 491 581
XS2316250203	Issuance/BondEMTN CFSEISIP XS2316250203/0D/TAUX/05/01/2027	05/01/2027	USD	-1 040 000	-995 025
XS2316250542	Issuance/BondEMTN CFSEISIP XS2316250542/0D/TAUX/20/01/2027	20/01/2027	USD	-1 000 000	-956 755
XS2316250625	Issuance/BondEMTN CFSEISIP XS2316250625/0D/TAUX/15/12/2025	15/12/2025	USD	-5 000 000	-4 783 773
XS2316251607	Issuance/BondEMTN CFSEISIP XS2316251607/0D/TAUX/17/02/2027	17/02/2027	USD	-1 000 000	-956 755

CREDIT AGRICOLE CIB FINANCIAL SOLUTIONS
 Half yearly Financial Report for the period ended June, 30 2022

ISIN	Nickname	Maturity	CCY	Notionnel in currency	CVEUR in EUR
XS2316253132	Issuance/BondEMTN CFSEISIP XS2316253132/0D/TAUX/16/12/2024	16/12/2024	USD	-920 000	-880 214
XS2316253215	Issuance/BondEMTN CFSEISIP XS2316253215/0D/TAUX/16/12/2024	16/12/2024	USD	-2 400 000	-2 296 211
XS2316253306	Issuance/BondEMTN CFSEISIP XS2316253306/0D/TAUX/21/12/2023	21/12/2023	USD	-936 000	-895 522
XS2316253488	Issuance/BondEMTN CFSEISIP XS2316253488/0D/TAUX/23/12/2024	23/12/2024	USD	-2 970 000	-2 841 561
XS2316253645	Issuance/BondEMTN CFSEISIP XS2316253645/0D/TAUX/24/12/2024	24/12/2024	USD	-700 000	-669 728
XS2316253728	Issuance/BondEMTN CFSEISIP XS2316253728/0D/TAUX/06/01/2025	06/01/2025	USD	-1 580 000	-1 511 672
XS2316253991	Issuance/BondEMTN CFSEISIP XS2316253991/0D/TAUX/27/01/2025	27/01/2025	USD	-2 480 000	-2 372 752
XS2316254023	Issuance/BondEMTN CFSEISIP XS2316254023/0D/TAUX/23/01/2024	23/01/2024	USD	-737 000	-705 128
XS2316254296	Issuance/BondEMTN CFSEISIP XS2316254296/0D/TAUX/21/01/2025	21/01/2025	USD	-1 425 000	-1 363 375
XS2316254379	Issuance/BondEMTN CFSEISIP XS2316254379/0D/TAUX/26/07/2023	26/07/2023	USD	-1 100 000	-1 052 430
XS2316254452	Issuance/BondEMTN CFSEISIP XS2316254452/0D/TAUX/26/07/2023	26/07/2023	USD	-774 000	-740 528
XS2316254536	Issuance/BondEMTN CFSEISIP XS2316254536/0D/TAUX/31/01/2024	31/01/2024	USD	-1 150 000	-1 100 268
XS2316254619	Issuance/BondEMTN CFSEISIP XS2316254619/0D/TAUX/31/01/2024	31/01/2024	USD	-1 465 000	-1 401 646
XS2316254700	Issuance/BondEMTN CFSEISIP XS2316254700/0D/TAUX/31/01/2025	31/01/2025	USD	-500 000	-478 377
XS2316254882	Issuance/BondEMTN CFSEISIP XS2316254882/0D/TAUX/03/02/2025	03/02/2025	USD	-2 600 000	-2 487 562
XS2316254965	Issuance/BondEMTN CFSEISIP XS2316254965/0D/TAUX/03/02/2025	03/02/2025	USD	-2 000 000	-1 913 509
XS2316255004	Issuance/BondEMTN CFSEISIP XS2316255004/0D/TAUX/01/02/2027	01/02/2027	USD	-800 000	-765 404
XS2316255186	Issuance/BondEMTN CFSEISIP XS2316255186/0D/TAUX/03/02/2025	03/02/2025	USD	-2 725 000	-2 607 157
XS2316255269	Issuance/BondEMTN CFSEISIP XS2316255269/0D/TAUX/07/02/2024	07/02/2024	USD	-5 990 000	-5 730 961
XS2316255343	Issuance/BondEMTN CFSEISIP XS2316255343/0D/TAUX/07/02/2025	07/02/2025	USD	-6 245 000	-5 974 933
XS2316255426	Issuance/BondEMTN CFSEISIP XS2316255426/0D/TAUX/12/02/2024	12/02/2024	USD	-3 776 000	-3 612 706
XS2316255699	Issuance/BondEMTN CFSEISIP XS2316255699/0D/TAUX/16/02/2024	16/02/2024	USD	-3 095 000	-2 961 156
XS2316255772	Issuance/BondEMTN CFSEISIP XS2316255772/0D/TAUX/24/02/2025	24/02/2025	USD	-4 986 000	-4 770 379
XS2316255855	Issuance/BondEMTN CFSEISIP XS2316255855/0D/TAUX/20/02/2024	20/02/2024	USD	-3 175 000	-3 037 696
XS2316256077	Issuance/BondEMTN CFSEISIP XS2316256077/0D/TAUX/03/03/2025	03/03/2025	USD	-9 660 000	-9 242 250
XS2316256150	Issuance/BondEMTN CFSEISIP XS2316256150/0D/TAUX/03/03/2025	03/03/2025	USD	-3 500 000	-3 348 641
XS2316256234	Issuance/BondEMTN CFSEISIP XS2316256234/0D/TAUX/25/03/2024	25/03/2024	USD	-2 500 000	-2 391 887
XS2316256317	Issuance/BondEMTN CFSEISIP XS2316256317/0D/TAUX/31/12/2099	04/04/2025	USD	-5 825 000	-5 573 096
XS2316256408	Issuance/BondEMTN CFSEISIP XS2316256408/0D/TAUX/07/04/2025	07/04/2025	USD	-4 295 000	-4 109 261
XS2316256580	Issuance/BondEMTN CFSEISIP XS2316256580/0D/TAUX/25/04/2025	25/04/2025	USD	-3 300 000	-3 157 290
XS2316256663	Issuance/BondEMTN CFSEISIP XS2316256663/0D/TAUX/05/05/2025	05/05/2025	USD	-4 805 000	-4 597 206
XS2316256747	Issuance/BondEMTN CFSEISIP XS2316256747/0D/TAUX/06/05/2024	06/05/2024	USD	-2 660 000	-2 544 967
XS2316256820	Issuance/BondEMTN CFSEISIP XS2316256820/0D/TAUX/06/11/2023	06/11/2023	USD	-3 080 000	-2 946 804
XS2316257042	Issuance/BondEMTN CFSEISIP XS2316257042/0D/TAUX/08/05/2023	08/05/2023	USD	-1 000 000	-956 755
XS2316257125	Issuance/BondEMTN CFSEISIP XS2316257125/0D/TAUX/12/05/2025	12/05/2025	USD	-1 000 000	-956 755
XS2316257398	Issuance/BondEMTN CFSEISIP XS2316257398/0D/TAUX/31/05/2024	31/05/2024	USD	-1 000 000	-956 755
XS2316257471	Issuance/BondEMTN CFSEISIP XS2316257471/0D/TAUX/30/06/2025	30/06/2025	USD	-4 000 000	-3 827 019
XS2316258792	Issuance/BondEMTN CFSEISIP XS2316258792/0D/TAUX/20/01/2027	20/01/2027	USD	-2 000 000	-1 913 509
XS2316258875	Issuance/BondEMTN CFSEISIP XS2316258875/0D/TAUX/21/01/2027	21/01/2027	USD	-1 000 000	-956 755
XS2316259097	Issuance/BondEMTN CFSEISIP XS2316259097/0D/TAUX/26/01/2027	26/01/2027	USD	-1 000 000	-956 755
XS2316259170	Issuance/BondEMTN CFSEISIP XS2316259170/0D/TAUX/31/01/2029	31/01/2029	USD	-1 000 000	-956 755
XS2316259253	Issuance/BondEMTN CFSEISIP XS2316259253/0D/TAUX/09/02/2027	09/02/2027	USD	-1 000 000	-956 755
XS2316259337	Issuance/BondEMTN CFSEISIP XS2316259337/0D/TAUX/10/02/2027	10/02/2027	USD	-1 800 000	-1 722 158
XS2316259410	Issuance/BondEMTN CFSEISIP XS2316259410/0D/TAUX/27/12/2023	27/12/2023	USD	-1 350 000	-1 291 619
XS2316259501	Issuance/BondEMTN CFSEISIP XS2316259501/0D/TAUX/27/12/2024	27/12/2024	USD	-1 265 000	-1 210 295
XS2316260186	Issuance/BondEMTN CFSEISIP XS2316260186/0D/TAUX/24/01/2023	24/01/2023	USD	-1 000 000	-956 755
XS2316260269	Issuance/BondEMTN CFSEISIP XS2316260269/0D/TAUX/24/01/2023	24/01/2023	USD	-1 000 000	-956 755
XS2316260343	Issuance/BondEMTN CFSEISIP XS2316260343/0D/TAUX/24/01/2023	24/01/2023	USD	-1 000 000	-956 755
XS2316260609	Issuance/BondEMTN CFSEISIP XS2316260609/0D/TAUX/25/07/2023	25/07/2023	USD	-6 352 000	-6 077 306
XS2316260772	Issuance/BondEMTN CFSEISIP XS2316260772/0D/TAUX/20/07/2022	20/07/2022	USD	-1 500 000	-1 435 132
XS2316260855	Issuance/BondEMTN CFSEISIP XS2316260855/0D/TAUX/20/01/2027	20/01/2027	USD	-1 000 000	-956 755
XS2316261234	Issuance/BondEMTN CFSEISIP XS2316261234/0D/TAUX/31/01/2023	31/01/2023	USD	-1 000 000	-956 755
XS2316261317	Issuance/BondEMTN CFSEISIP XS2316261317/0D/TAUX/31/01/2023	31/01/2023	USD	-1 000 000	-956 755
XS2316261408	Issuance/BondEMTN CFSEISIP XS2316261408/0D/TAUX/03/03/2028	03/03/2028	USD	-4 000 000	-3 827 019
XS2316261820	Issuance/BondEMTN CFSEISIP XS2316261820/0D/TAUX/24/01/2023	24/01/2023	USD	-3 000 000	-2 870 264
XS2316262042	Issuance/BondEMTN CFSEISIP XS2316262042/0D/TAUX/28/01/2025	28/01/2025	USD	-1 000 000	-956 755
XS2316262398	Issuance/BondEMTN CFSEISIP XS2316262398/0D/TAUX/01/02/2027	01/02/2027	USD	-2 500 000	-2 391 887
XS2316262554	Issuance/BondEMTN CFSEISIP XS2316262554/0D/TAUX/03/08/2023	03/08/2023	USD	-17 000 000	-16 264 830
XS2316262638	Issuance/BondEMTN CFSEISIP XS2316262638/0D/TAUX/27/01/2023	27/01/2023	USD	-2 000 000	-1 913 509
XS2316262711	Issuance/BondEMTN CFSEISIP XS2316262711/0D/TAUX/02/03/2027	02/03/2027	USD	-5 000 000	-4 783 773
XS2316262802	Issuance/BondEMTN CFSEISIP XS2316262802/0D/TAUX/03/02/2023	03/02/2023	USD	-2 000 000	-1 913 509
XS2316262984	Issuance/BondEMTN CFSEISIP XS2316262984/0D/TAUX/04/02/2025	04/02/2025	USD	-3 000 000	-2 870 264
XS2316263107	Issuance/BondEMTN CFSEISIP XS2316263107/0D/TAUX/04/02/2027	04/02/2027	USD	-4 000 000	-3 827 019
XS2316263289	Issuance/BondEMTN CFSEISIP XS2316263289/0D/TAUX/04/08/2023	04/08/2023	USD	-500 000	-478 377
XS2316263529	Issuance/BondEMTN CFSEISIP XS2316263529/0D/TAUX/28/07/2023	28/07/2023	USD	-1 000 000	-956 755
XS2316263875	Issuance/BondEMTN CFSEISIP XS2316263875/0D/TAUX/31/01/2023	31/01/2023	USD	-1 500 000	-1 435 132
XS2316263958	Issuance/BondEMTN CFSEISIP XS2316263958/0D/TAUX/07/08/2023	07/08/2023	USD	-1 000 000	-956 755
XS2316264097	Issuance/BondEMTN CFSEISIP XS2316264097/0D/TAUX/31/01/2023	31/01/2023	USD	-1 500 000	-1 435 132
XS2316264170	Issuance/BondCFSFRPP2 EMTN/0D/TAUX/30/12/2026	30/12/2026	USD	-2 125 000	-2 033 104
XS2316264337	Issuance/BondCFSFRPP2 EMTN/0D/TAUX/30/12/2026	30/12/2026	USD	-1 000 000	-956 755
XS2316264410	Issuance/BondEMTN CFSEISIP XS2316264410/0D/TAUX/07/02/2025	07/02/2025	USD	-2 000 000	-1 913 509
XS2316264766	Issuance/BondEMTN CFSEISIP XS2316264766/0D/TAUX/10/02/2025	10/02/2025	USD	-2 000 000	-1 913 509
XS2316265060	Issuance/BondEMTN CFSEISIP XS2316265060/0D/TAUX/08/02/2023	08/02/2023	USD	-1 750 000	-1 674 321
XS2316265144	Issuance/BondEMTN CFSEISIP XS2316265144/0D/TAUX/01/08/2023	01/08/2023	USD	-1 000 000	-956 755
XS2316265490	Issuance/BondEMTN CFSEISIP XS2316265490/0D/TAUX/08/02/2023	08/02/2023	USD	-1 000 000	-956 755

CREDIT AGRICOLE CIB FINANCIAL SOLUTIONS
 Half yearly Financial Report for the period ended June, 30 2022

ISIN	Nickname	Maturity	CCY	Notionnel in currency	CVEUR in EUR
XS2316265573	Issuance/BondEMTN CFSEISIP XS2316265573/0D/TAUX/10/02/2025	10/02/2025	USD	-3 000 000	-2 870 264
XS2316265813	Issuance/BondEMTN CFSEISIP XS2316265813/0D/TAUX/02/08/2023	02/08/2023	USD	-1 000 000	-956 755
XS2316266035	Issuance/BondEMTN CFSEISIP XS2316266035/0D/TAUX/02/02/2023	02/02/2023	USD	-5 500 000	-5 262 151
XS2316266118	Issuance/BondEMTN CFSEISIP XS2316266118/0D/TAUX/10/02/2025	10/02/2025	USD	-1 000 000	-956 755
XS2316266381	Issuance/BondEMTN CFSEISIP XS2316266381/0D/TAUX/09/02/2023	09/02/2023	USD	-2 000 000	-1 913 509
XS2316266548	Issuance/BondEMTN CFSEISIP XS2316266548/0D/TAUX/02/02/2024	02/02/2024	USD	-7 500 000	-7 175 660
XS2316266621	Issuance/BondEMTN CFSEISIP XS2316266621/0D/TAUX/10/02/2023	10/02/2023	USD	-2 000 000	-1 913 509
XS2316267199	Issuance/BondEMTN CFSEISIP XS2316267199/0D/TAUX/03/02/2023	03/02/2023	USD	-1 000 000	-956 755
XS2316267272	Issuance/BondEMTN CFSEISIP XS2316267272/0D/TAUX/04/02/2026	04/02/2026	USD	-1 000 000	-956 755
XS2316267355	Issuance/BondEMTN CFSEISIP XS2316267355/0D/TAUX/11/02/2025	11/02/2025	USD	-3 000 000	-2 870 264
XS2316267603	Issuance/BondEMTN CFSEISIP XS2316267603/0D/TAUX/14/02/2023	14/02/2023	USD	-4 000 000	-3 827 019
XS2316267785	Issuance/BondCFSFRPP2 EMTN/0D/TAUX/30/12/2026	30/12/2026	USD	-500 000	-478 377
XS2316267868	Issuance/BondEMTN CFSSOLIP XS2316267868/0D/TAUX/09/02/2035	09/02/2035	USD	-1 040 000	-995 025
XS2316267942	Issuance/BondCFSFRPP2 EMTN/0D/TAUX/28/01/2037	28/01/2037	USD	-1 290 000	-1 234 214
XS2316268080	Issuance/BondEMTN CFSSOLIP XS2316268080/0D/TAUX/09/02/2029	09/02/2029	USD	-1 500 000	-1 435 132
XS2316268163	Issuance/BondEMTN CFSSOLIP XS2316268163/0D/TAUX/09/02/2029	09/02/2029	USD	-1 200 000	-1 148 106
XS2316268247	Issuance/BondEMTN CFSEISIP XS2316268247/0D/TAUX/01/04/2027	01/04/2027	USD	-477 000	-456 372
XS2316268593	Issuance/BondEMTN CFSEISIP XS2316268593/0D/TAUX/18/02/2025	18/02/2025	USD	-2 500 000	-2 391 887
XS2316268833	Issuance/BondEMTN CFSEISIP XS2316268833/0D/TAUX/15/02/2024	15/02/2024	USD	-2 500 000	-2 391 887
XS2316269138	Issuance/BondEMTN CFSEISIP XS2316269138/0D/TAUX/10/02/2027	10/02/2027	USD	-1 000 000	-956 755
XS2316269211	Issuance/BondEMTN CFSEISIP XS2316269211/0D/TAUX/11/02/2027	11/02/2027	USD	-3 000 000	-2 870 264
XS2316269302	Issuance/BondEMTN CFSEISIP XS2316269302/0D/TAUX/18/02/2027	18/02/2027	USD	-1 000 000	-956 755
XS2316271209	Issuance/BondEMTN CFSEISIP XS2316271209/0D/TAUX/18/02/2025	18/02/2025	USD	-1 500 000	-1 435 132
XS2316271464	Issuance/BondEMTN CFSEISIP XS2316271464/0D/TAUX/21/02/2023	21/02/2023	USD	-500 000	-478 377
XS2316271548	Issuance/BondEMTN CFSEISIP XS2316271548/0D/TAUX/13/02/2023	13/02/2023	USD	-4 000 000	-3 827 019
XS2348544615	Issuance/BondEMTN CFSEISIP XS2348544615/0D/TAUX/22/02/2027	22/02/2027	USD	-2 000 000	-1 913 509
XS2348544706	Issuance/BondEMTN CFSEISIP XS2348544706/0D/TAUX/22/02/2027	22/02/2027	USD	-2 000 000	-1 913 509
XS2348544961	Issuance/BondEMTN CFSEISIP XS2348544961/0D/TAUX/24/02/2026	24/02/2026	USD	-2 000 000	-1 913 509
XS2348545000	Issuance/BondEMTN CFSEISIP XS2348545000/0D/TAUX/24/02/2026	24/02/2026	USD	-2 000 000	-1 913 509
XS2348545182	Issuance/BondEMTN CFSEISIP XS2348545182/0D/TAUX/26/02/2024	26/02/2024	USD	-1 000 000	-956 755
XS2348545265	Issuance/BondEMTN CFSEISIP XS2348545265/0D/TAUX/24/02/2025	24/02/2025	USD	-1 500 000	-1 435 132
XS2348545349	Issuance/BondEMTN CFSEISIP XS2348545349/0D/TAUX/24/02/2026	24/02/2026	USD	-1 500 000	-1 435 132
XS2348545695	Issuance/BondEMTN CFSEISIP XS2348545695/0D/TAUX/04/03/2027	04/03/2027	USD	-1 000 000	-956 755
XS2348545778	Issuance/BondEMTN CFSEISIP XS2348545778/0D/TAUX/18/02/2025	18/02/2025	USD	-1 000 000	-956 755
XS2348545851	Issuance/BondEMTN CFSEISIP XS2348545851/0D/TAUX/22/08/2023	22/08/2023	USD	-1 500 000	-1 435 132
XS2348545935	Issuance/BondEMTN CFSEISIP XS2348545935/0D/TAUX/21/02/2024	21/02/2024	USD	-1 000 000	-956 755
XS2348546073	Issuance/BondEMTN CFSEISIP XS2348546073/0D/TAUX/04/03/2025	04/03/2025	USD	-1 000 000	-956 755
XS2348546156	Issuance/BondEMTN CFSEISIP XS2348546156/0D/TAUX/31/08/2023	31/08/2023	USD	-7 000 000	-6 697 283
XS2348546230	Issuance/BondEMTN CFSEISIP XS2348546230/0D/TAUX/18/04/2028	18/04/2028	USD	-4 000 000	-3 827 019
XS2348546586	Issuance/BondEMTN CFSEISIP XS2348546586/0D/TAUX/10/03/2025	10/03/2025	USD	-2 500 000	-2 391 887
XS2348546669	Issuance/BondEMTN CFSEISIP XS2348546669/0D/TAUX/04/03/2025	04/03/2025	USD	-2 000 000	-1 913 509
XS2348546826	Issuance/BondEMTN CFSEISIP XS2348546826/0D/TAUX/07/03/2023	07/03/2023	USD	-1 500 000	-1 435 132
XS2348547048	Issuance/BondEMTN CFSSOLIP XS2348547048/0D/TAUX/25/02/2029	25/02/2029	USD	-950 000	-908 917
XS2348547394	Issuance/BondEMTN CFSEISIP XS2348547394/0D/TAUX/10/03/2025	10/03/2025	USD	-2 000 000	-1 913 509
XS2348547477	Issuance/BondEMTN CFSEISIP XS2348547477/0D/TAUX/08/09/2023	08/09/2023	USD	-1 500 000	-1 435 132
XS2348547634	Issuance/BondEMTN CFSEISIP XS2348547634/0D/TAUX/11/03/2026	11/03/2026	USD	-1 500 000	-1 435 132
XS2348547717	Issuance/BondEMTN CFSEISIP XS2348547717/0D/TAUX/04/03/2024	04/03/2024	USD	-1 000 000	-956 755
XS2348547808	Issuance/BondEMTN CFSEISIP XS2348547808/0D/TAUX/10/03/2025	10/03/2025	USD	-2 000 000	-1 913 509
XS2348547980	Issuance/BondEMTN CFSEISIP XS2348547980/0D/TAUX/10/03/2027	10/03/2027	USD	-2 250 000	-2 152 698
XS2348548012	Issuance/BondEMTN CFSEISIP XS2348548012/0D/TAUX/30/03/2023	30/03/2023	USD	-1 000 000	-956 755
XS2348548103	Issuance/BondEMTN CFSEISIP XS2348548103/0D/TAUX/10/03/2027	10/03/2027	USD	-1 500 000	-1 435 132
XS2348548285	Issuance/BondEMTN CFSEISIP XS2348548285/0D/TAUX/10/03/2025	10/03/2025	USD	-1 500 000	-1 435 132
XS2348548368	Issuance/BondEMTN CFSEISIP XS2348548368/0D/TAUX/10/03/2025	10/03/2025	USD	-1 500 000	-1 435 132
XS2348548798	Issuance/BondEMTN CFSEISIP XS2348548798/0D/TAUX/06/03/2023	06/03/2023	USD	-1 000 000	-956 755
XS2348549093	Issuance/BondEMTN CFSEISIP XS2348549093/0D/TAUX/15/03/2027	15/03/2027	USD	-1 000 000	-956 755
XS2348549259	Issuance/BondEMTN CFSEISIP XS2348549259/0D/TAUX/17/03/2025	17/03/2025	USD	-1 500 000	-1 435 132
XS2348549333	Issuance/BondEMTN CFSEISIP XS2348549333/0D/TAUX/05/10/2022	05/10/2022	USD	-2 000 000	-1 913 509
XS2348549416	Issuance/BondEMTN CFSEISIP XS2348549416/0D/TAUX/16/03/2026	16/03/2026	USD	-1 500 000	-1 435 132
XS2348549507	Issuance/BondEMTN CFSEISIP XS2348549507/0D/TAUX/16/03/2026	16/03/2026	USD	-1 500 000	-1 435 132
XS2348549689	Issuance/BondEMTN CFSEISIP XS2348549689/0D/TAUX/16/03/2026	16/03/2026	USD	-2 500 000	-2 391 887
XS2348549762	Issuance/BondEMTN CFSEISIP XS2348549762/0D/TAUX/16/03/2023	16/03/2023	USD	-1 500 000	-1 435 132
XS2348549846	Issuance/BondEMTN CFSEISIP XS2348549846/0D/TAUX/16/03/2023	16/03/2023	USD	-2 000 000	-1 913 509
XS2348549929	Issuance/BondEMTN CFSEISIP XS2348549929/0D/TAUX/16/03/2023	16/03/2023	USD	-2 500 000	-2 391 887
XS2348550000	Issuance/BondEMTN CFSEISIP XS2348550000/0D/TAUX/16/03/2023	16/03/2023	USD	-2 500 000	-2 391 887
XS2348550422	Issuance/BondEMTN CFSSOLIP XS2348550422/0D/TAUX/25/02/2027	25/02/2027	USD	-500 000	-478 377
XS2348553871	Issuance/BondEMTN CFSSOLIP XS2348553871/0D/TAUX/18/05/2027	18/05/2027	USD	-15 000 000	-14 351 320
XS2348554093	Issuance/BondCFSFRPP2 EMTN/0D/TAUX/28/06/2032	28/06/2032	USD	-3 800 000	-3 635 668
XS2348554929	Issuance/BondEMTN CFSSOLIP XS2348554929/0D/TAUX/01/03/2029	01/03/2029	USD	-1 000 000	-956 755
XS2348555066	Issuance/BondEMTN CFSSOLIP XS2348555066/0D/TAUX/04/03/2029	04/03/2029	USD	-3 300 000	-3 157 290
XS2348555223	Issuance/BondEMTN CFSEISIP XS2348555223/0D/TAUX/09/03/2023	09/03/2023	USD	-1 000 000	-956 755
XS2348555496	Issuance/BondEMTN CFSEISIP XS2348555496/0D/TAUX/20/09/2022	20/09/2022	USD	-1 500 000	-1 435 132
XS2348555579	Issuance/BondEMTN CFSEISIP XS2348555579/0D/TAUX/18/03/2024	18/03/2024	USD	-2 000 000	-1 913 509
XS2348555736	Issuance/BondEMTN CFSEISIP XS2348555736/0D/TAUX/17/03/2027	17/03/2027	USD	-2 000 000	-1 913 509
XS2348555819	Issuance/BondEMTN CFSEISIP XS2348555819/0D/TAUX/17/03/2026	17/03/2026	USD	-2 000 000	-1 913 509
XS2348556031	Issuance/BondEMTN CFSEISIP XS2348556031/0D/TAUX/26/09/2022	26/09/2022	USD	-500 000	-478 377

CREDIT AGRICOLE CIB FINANCIAL SOLUTIONS
Half yearly Financial Report for the period ended June, 30 2022

ISIN	Nickname	Maturity	CCY	Notionnel in currency	CVEUR in EUR
XS2348556114	Issuance/BondEMTN CFSEISIP XS2348556114/0D/TAUX/26/09/2022	26/09/2022	USD	-500 000	-478 377
XS2348556205	Issuance/BondEMTN CFSEISIP XS2348556205/0D/TAUX/26/09/2022	26/09/2022	USD	-500 000	-478 377
XS2348556387	Issuance/BondEMTN CFSEISIP XS2348556387/0D/TAUX/26/09/2022	26/09/2022	USD	-500 000	-478 377
XS2348556544	Issuance/BondEMTN CFSEISIP XS2348556544/0D/TAUX/22/09/2023	22/09/2023	USD	-1 000 000	-956 755
XS2348556890	Issuance/BondEMTN CFSEISIP XS2348556890/0D/TAUX/28/09/2023	28/09/2023	USD	-1 000 000	-956 755
XS2348557278	Issuance/BondEMTN CFSEISIP XS2348557278/0D/TAUX/28/03/2023	28/03/2023	USD	-3 000 000	-2 870 264
XS2348558169	Issuance/BondEMTN CFSEISIP XS2348558169/0D/TAUX/27/09/2022	27/09/2022	USD	-2 000 000	-1 913 509
XS2348777710	Issuance/BondEMTN CFSEISIP XS2348777710/0D/TAUX/04/04/2023	04/04/2023	USD	-2 000 000	-1 913 509
XS2348777801	Issuance/BondEMTN CFSEISIP XS2348777801/0D/TAUX/31/03/2023	31/03/2023	USD	-2 000 000	-1 913 509
XS234877983	Issuance/BondEMTN CFSEISIP XS234877983/0D/TAUX/28/03/2024	28/03/2024	USD	-2 000 000	-1 913 509
XS2348778015	Issuance/BondEMTN CFSEISIP XS2348778015/0D/TAUX/05/04/2023	05/04/2023	USD	-2 000 000	-1 913 509
XS2348778106	Issuance/BondEMTN CFSEISIP XS2348778106/0D/TAUX/07/07/2023	07/07/2023	USD	-1 500 000	-1 435 132
XS2348778361	Issuance/BondEMTN CFSEISIP XS2348778361/0D/TAUX/11/04/2023	11/04/2023	USD	-3 500 000	-3 348 641
XS2348779179	Issuance/BondEMTN CFSEISIP XS2348779179/0D/TAUX/14/07/2023	14/07/2023	USD	-2 000 000	-1 913 509
XS2348779336	Issuance/BondEMTN CFSEISIP XS2348779336/0D/TAUX/13/04/2023	13/04/2023	USD	-1 000 000	-956 755
XS2348779500	Issuance/BondEMTN CFSSOLIP XS2348779500/0D/TAUX/11/03/2029	11/03/2029	USD	-1 500 000	-1 435 132
XS2348779682	Issuance/BondEMTN CFSSOLIP XS2348779682/0D/TAUX/10/03/2027	10/03/2027	USD	-5 100 000	-4 879 449
XS2348779765	Issuance/BondEMTN CFSSOLIP XS2348779765/0D/TAUX/14/03/2027	14/03/2027	USD	-500 000	-478 377
XS2348779849	Issuance/BondEMTN CFSSOLIP XS2348779849/0D/TAUX/14/03/2029	14/03/2029	USD	-1 000 000	-956 755
XS2348779922	Issuance/BondEMTN CFSSOLIP XS2348779922/0D/TAUX/25/03/2029	25/03/2029	USD	-700 000	-669 728
XS2348780003	Issuance/BondCFSFRP2 EMTN/0D/TAUX/07/04/2032	07/04/2032	USD	-920 000	-880 214
XS2348780185	Issuance/BondEMTN CFSSOLIP XS2348780185/0D/TAUX/18/03/2027	18/03/2027	USD	-1 100 000	-1 052 430
XS2348780268	Issuance/BondEMTN CFSSOLIP XS2348780268/0D/TAUX/18/03/2027	18/03/2027	USD	-1 280 000	-1 224 646
XS2348780342	Issuance/BondEMTN CFSSOLIP XS2348780342/0D/TAUX/23/03/2032	23/03/2032	USD	-710 000	-679 296
XS2348780425	Issuance/BondEMTN CFSSOLIP XS2348780425/0D/TAUX/23/03/2029	23/03/2029	USD	-1 100 000	-1 052 430
XS2348780698	Issuance/BondCFSFRP2 EMTN/0D/TAUX/30/06/2027	30/06/2027	USD	-3 150 000	-3 013 777
XS2348780771	Issuance/BondEMTN CFSSOLIP XS2348780771/0D/TAUX/24/03/2029	24/03/2029	USD	-1 000 000	-956 755
XS2348780854	Issuance/BondCFSFRP2 EMTN/0D/TAUX/30/12/2026	30/12/2026	USD	-5 000 000	-4 783 773
XS2348781076	Issuance/BondEMTN CFSEISIP XS2348781076/0D/TAUX/12/05/2028	12/05/2028	USD	-4 000 000	-3 827 019
XS2348781407	Issuance/BondEMTN CFSEISIP XS2348781407/0D/TAUX/15/04/2025	15/04/2025	USD	-10 000 000	-9 567 547
XS2348781589	Issuance/BondEMTN CFSEISIP XS2348781589/0D/TAUX/15/04/2025	15/04/2025	USD	-1 500 000	-1 435 132
XS2348781662	Issuance/BondEMTN CFSEISIP XS2348781662/0D/TAUX/15/04/2025	15/04/2025	USD	-1 500 000	-1 435 132
XS2348781746	Issuance/BondEMTN CFSEISIP XS2348781746/0D/TAUX/15/04/2026	15/04/2026	USD	-5 000 000	-4 783 773
XS2348781829	Issuance/BondEMTN CFSEISIP XS2348781829/0D/TAUX/10/04/2023	10/04/2023	USD	-1 000 000	-956 755
XS2348782041	Issuance/BondEMTN CFSEISIP XS2348782041/0D/TAUX/22/04/2025	22/04/2025	USD	-10 000 000	-9 567 547
XS2348782124	Issuance/BondEMTN CFSEISIP XS2348782124/0D/TAUX/19/04/2023	19/04/2023	USD	-1 000 000	-956 755
XS2348782397	Issuance/BondEMTN CFSEISIP XS2348782397/0D/TAUX/19/04/2023	19/04/2023	USD	-1 000 000	-956 755
XS2348782470	Issuance/BondEMTN CFSEISIP XS2348782470/0D/TAUX/22/04/2025	22/04/2025	USD	-1 000 000	-956 755
XS2348783015	Issuance/BondEMTN CFSEISIP XS2348783015/0D/TAUX/24/04/2023	24/04/2023	USD	-1 500 000	-1 435 132
XS2348783288	Issuance/BondEMTN CFSSOLIP XS2348783288/0D/TAUX/01/04/2029	01/04/2029	USD	-600 000	-574 053
XS2348783445	Issuance/BondCFSFRP2 EMTN/0D/TAUX/06/04/2032	06/04/2032	USD	-1 450 000	-1 387 294
XS2348783874	Issuance/BondEMTN CFSSOLIP XS2348783874/0D/TAUX/13/04/2029	13/04/2029	USD	-12 000 000	-11 481 056
XS2348783957	Issuance/BondEMTN CFSSOLIP XS2348783957/0D/TAUX/06/04/2027	06/04/2027	USD	-500 000	-478 377
XS2348784096	Issuance/BondEMTN CFSSOLIP XS2348784096/0D/TAUX/08/04/2027	08/04/2027	USD	-600 000	-574 053
XS2348784252	Issuance/BondEMTN CFSEISIP XS2348784252/0D/TAUX/02/05/2023	02/05/2023	USD	-2 000 000	-1 913 509
XS2348784336	Issuance/BondEMTN CFSEISIP XS2348784336/0D/TAUX/13/06/2028	13/06/2028	USD	-3 000 000	-2 870 264
XS2348784500	Issuance/BondEMTN CFSEISIP XS2348784500/0D/TAUX/29/04/2024	29/04/2024	USD	-1 500 000	-1 435 132
XS2348784682	Issuance/BondEMTN CFSEISIP XS2348784682/0D/TAUX/04/05/2023	04/05/2023	USD	-1 000 000	-956 755
XS2348785069	Issuance/BondEMTN CFSEISIP XS2348785069/0D/TAUX/09/05/2023	09/05/2023	USD	-2 000 000	-1 913 509
XS2348785226	Issuance/BondEMTN CFSEISIP XS2348785226/0D/TAUX/04/05/2026	04/05/2026	USD	-2 000 000	-1 913 509
XS2348785655	Issuance/BondEMTN CFSEISIP XS2348785655/0D/TAUX/13/05/2024	13/05/2024	USD	-1 000 000	-956 755
XS2348785739	Issuance/BondEMTN CFSEISIP XS2348785739/0D/TAUX/07/08/2023	07/08/2023	USD	-500 000	-478 377
XS2348786034	Issuance/BondEMTN CFSEISIP XS2348786034/0D/TAUX/14/06/2028	14/06/2028	USD	-3 000 000	-2 870 264
XS2367355752	Issuance/BondEMTN CFSEISIP XS2367355752/0D/TAUX/20/05/2025	20/05/2025	USD	-1 500 000	-1 435 132
XS2367356131	Issuance/BondEMTN CFSEISIP XS2367356131/0D/TAUX/20/05/2025	20/05/2025	USD	-1 500 000	-1 435 132
XS2367357378	Issuance/BondEMTN CFSEISIP XS2367357378/0D/TAUX/24/11/2023	24/11/2023	USD	-2 000 000	-1 913 509
XS2367357451	Issuance/BondEMTN CFSEISIP XS2367357451/0D/TAUX/17/05/2023	17/05/2023	USD	-1 500 000	-1 435 132
XS2367357535	Issuance/BondEMTN CFSEISIP XS2367357535/0D/TAUX/27/11/2023	27/11/2023	USD	-2 000 000	-1 913 509
XS2367357618	Issuance/BondEMTN CFSSOLIP XS2367357618/0D/TAUX/18/04/2024	18/04/2024	USD	-1 000 000	-956 755
XS2367357881	Issuance/BondEMTN CFSSOLIP XS2367357881/0D/TAUX/15/04/2029	15/04/2029	USD	-1 000 000	-956 755
XS2367358004	Issuance/BondCFSFRP2 EMTN/0D/TAUX/30/06/2025	30/06/2025	USD	-1 900 000	-1 817 834
XS2367358186	Issuance/BondEMTN CFSSOLIP XS2367358186/0D/TAUX/05/05/2027	05/05/2027	USD	-500 000	-478 377
XS2367358269	Issuance/BondEMTN CFSSOLIP XS2367358269/0D/TAUX/27/04/2027	27/04/2027	USD	-500 000	-478 377
XS2367358343	Issuance/BondEMTN CFSSOLIP XS2367358343/0D/TAUX/26/04/2027	26/04/2027	USD	-2 000 000	-1 913 509
XS2367358426	Issuance/BondEMTN CCIBP XS2367358426/0D/TAUX/02/05/2024	02/05/2024	USD	-420 000	-401 837
XS2367359663	Issuance/BondEMTN CFSSOLIP XS2367359663/0D/TAUX/03/05/2029	03/05/2029	USD	-500 000	-478 377
XS2367359747	Issuance/BondEMTN CFSSOLIP XS2367359747/0D/TAUX/03/05/2029	03/05/2029	USD	-700 000	-669 728
XS2367359820	Issuance/BondEMTN CFSEISIP XS2367359820/0D/TAUX/27/05/2025	27/05/2025	USD	-2 000 000	-1 913 509
XS2367360166	Issuance/BondEMTN CFSEISIP XS2367360166/0D/TAUX/25/05/2023	25/05/2023	USD	-2 000 000	-1 913 509
XS2367360323	Issuance/BondEMTN CFSEISIP XS2367360323/0D/TAUX/27/11/2023	27/11/2023	USD	-500 000	-478 377
XS2367360919	Issuance/BondEMTN CFSEISIP XS2367360919/0D/TAUX/28/06/2028	28/06/2028	USD	-10 000 000	-9 567 547
XS2367361131	Issuance/BondEMTN CFSEISIP XS2367361131/0D/TAUX/02/06/2025	02/06/2025	USD	-6 000 000	-5 740 528
XS2367361214	Issuance/BondEMTN CFSEISIP XS2367361214/0D/TAUX/02/06/2025	02/06/2025	USD	-1 350 000	-1 291 619
XS2367361305	Issuance/BondEMTN CFSEISIP XS2367361305/0D/TAUX/01/06/2023	01/06/2023	USD	-2 000 000	-1 913 509
XS2367361487	Issuance/BondEMTN CFSEISIP XS2367361487/0D/TAUX/06/06/2025	06/06/2025	USD	-7 500 000	-7 175 660

CREDIT AGRICOLE CIB FINANCIAL SOLUTIONS
Half yearly Financial Report for the period ended June, 30 2022

ISIN	Nickname	Maturity	CCY	Notionnel in currency	CVEUR in EUR
XS2367361644	Issuance/BondEMTN CFSEISIP XS2367361644/0D/TAUX/02/06/2026	02/06/2026	USD	-1 500 000	-1 435 132
XS2367362535	Issuance/BondEMTN CFSEISIP XS2367362535/0D/TAUX/04/12/2023	04/12/2023	USD	-500 000	-478 377
XS2367362618	Issuance/BondEMTN CFSEISIP XS2367362618/0D/TAUX/04/12/2023	04/12/2023	USD	-500 000	-478 377
XS2367362881	Issuance/BondEMTN CFSEISIP XS2367362881/0D/TAUX/06/06/2024	06/06/2024	USD	-1 000 000	-956 755
XS2367363004	Issuance/BondEMTN CFSEISIP XS2367363004/0D/TAUX/09/06/2026	09/06/2026	USD	-1 500 000	-1 435 132
XS2367363269	Issuance/BondEMTN CFSEISIP XS2367363269/0D/TAUX/04/12/2023	04/12/2023	USD	-1 000 000	-956 755
XS2367363343	Issuance/BondEMTN CFSSOLIP XS2367363343/0D/TAUX/16/05/2029	16/05/2029	USD	-1 000 000	-956 755
XS2367363426	Issuance/BondEMTN CFSSOLIP XS2367363426/0D/TAUX/13/05/2027	13/05/2027	USD	-500 000	-478 377
XS2367363772	Issuance/BondEMTN CFSSOLIP XS2367363772/0D/TAUX/04/04/2026	04/04/2026	USD	-145 000 000	-138 729 430
XS2367363855	Issuance/BondEMTN CFSSOLIP XS2367363855/0D/TAUX/11/05/2027	11/05/2027	USD	-1 000 000	-956 755
XS2367366106	Issuance/BondEMTN CFSSOLIP XS2367366106/0D/TAUX/16/05/2027	16/05/2027	USD	-500 000	-478 377
XS2367366288	Issuance/BondCFSFRPP2 EMTN/0D/TAUX/30/06/2027	30/06/2027	USD	-250 000	-1 961 347
XS2367366445	Issuance/BondEMTN CFSEISIP XS2367366445/0D/TAUX/22/05/2025	22/05/2025	USD	-1 010 000	-966 322
XS2367366791	Issuance/BondEMTN CFSEISIP XS2367366791/0D/TAUX/13/06/2023	13/06/2023	USD	-1 500 000	-1 435 132
XS2367366874	Issuance/BondEMTN CFSEISIP XS2367366874/0D/TAUX/14/06/2023	14/06/2023	USD	-6 000 000	-5 740 528
XS2367366957	Issuance/BondEMTN CFSEISIP XS2367366957/0D/TAUX/10/06/2024	10/06/2024	USD	-2 000 000	-1 913 509
XS2367367096	Issuance/BondEMTN CFSEISIP XS2367367096/0D/TAUX/14/06/2023	14/06/2023	USD	-4 000 000	-3 827 019
XS2367367500	Issuance/BondEMTN CFSEISIP XS2367367500/0D/TAUX/21/06/2023	21/06/2023	USD	-7 500 000	-7 175 660
XS2367367682	Issuance/BondEMTN CFSEISIP XS2367367682/0D/TAUX/21/06/2023	21/06/2023	USD	-5 000 000	-4 783 773
XS2367367849	Issuance/BondEMTN CFSEISIP XS2367367849/0D/TAUX/15/12/2023	15/12/2023	USD	-1 500 000	-1 435 132
XS2367368060	Issuance/BondEMTN CFSEISIP XS2367368060/0D/TAUX/22/06/2027	22/06/2027	USD	-2 500 000	-2 391 887
XS2367368490	Issuance/BondEMTN CFSEISIP XS2367368490/0D/TAUX/26/12/2023	26/12/2023	USD	-2 000 000	-1 913 509
XS2367368573	Issuance/BondEMTN CFSEISIP XS2367368573/0D/TAUX/27/06/2024	27/06/2024	USD	-1 000 000	-956 755
XS2367369035	Issuance/BondEMTN CFSEISIP XS2367369035/0D/TAUX/30/06/2025	30/06/2025	USD	-1 500 000	-1 435 132
XS2367369118	Issuance/BondEMTN CFSEISIP XS2367369118/0D/TAUX/21/06/2024	21/06/2024	USD	-1 000 000	-956 755
XS2367370553	Issuance/BondEMTN CFSEISIP XS2367370553/0D/TAUX/26/12/2023	26/12/2023	USD	-2 000 000	-1 913 509
XS2367370637	Issuance/BondEMTN CFSEISIP XS2367370637/0D/TAUX/26/12/2023	26/12/2023	USD	-2 000 000	-1 913 509
XS2367370710	Issuance/BondEMTN CFSEISIP XS2367370710/0D/TAUX/26/06/2023	26/06/2023	USD	-2 000 000	-1 913 509
XS2367370801	Issuance/BondEMTN CFSEISIP XS2367370801/0D/TAUX/26/06/2023	26/06/2023	USD	-2 000 000	-1 913 509
XS2367370983	Issuance/BondEMTN CFSEISIP XS2367370983/0D/TAUX/30/12/2022	30/12/2022	USD	-60 000 000	-57 405 281
XS2367372179	Issuance/BondEMTN CFSSOLIP XS2367372179/0D/TAUX/27/05/2025	27/05/2025	USD	-500 000	-478 377
XS2367372252	Issuance/BondEMTN CFSSOLIP XS2367372252/0D/TAUX/31/05/2027	31/05/2027	USD	-880 000	-841 944
XS2367372336	Issuance/BondEMTN CFSSOLIP XS2367372336/0D/TAUX/30/05/2029	30/05/2029	USD	-500 000	-478 377
XS2367372500	Issuance/BondEMTN CFSSOLIP XS2367372500/0D/TAUX/07/06/2025	07/06/2025	USD	-500 000	-478 377
XS2367372682	Issuance/BondEMTN CFSSOLIP XS2367372682/0D/TAUX/14/06/2025	14/06/2025	USD	-600 000	-574 053
XS2367372765	Issuance/BondCFSFRPP2 EMTN/0D/TAUX/30/06/2027	30/07/2027	USD	-1 200 000	-1 148 106
XS2367372849	Issuance/BondEMTN CFSSOLIP XS2367372849/0D/TAUX/17/06/2027	17/06/2027	USD	-500 000	-478 377
XS2367372922	Issuance/BondEMTN CFSSOLIP XS2367372922/0D/TAUX/17/06/2027	17/06/2027	USD	-1 100 000	-1 052 430
XS2367373144	Issuance/BondEMTN CFSSOLIP XS2367373144/0D/TAUX/21/06/2025	21/06/2025	USD	-990 000	-947 187
XS2367373227	Issuance/BondEMTN CFSSOLIP XS2367373227/0D/TAUX/24/06/2025	24/06/2025	USD	-500 000	-478 377
XS2367373656	Issuance/BondEMTN CFSEISIP XS2367373656/0D/TAUX/01/07/2024	01/07/2024	USD	-2 000 000	-1 913 509
XS2392819665	Issuance/BondEMTN CFSSOLIP XS2392819665/0D/TAUX/30/06/2025	30/06/2025	USD	-500 000	-478 377
XS2392821489	Issuance/BondEMTN CFSEISIP XS2392821489/0D/TAUX/09/12/2022	09/12/2022	USD	-10 410 000	-9 959 816
TOTAL			USD	-2 071 788 248	-1 982 193 119

XS1782025453	Issuance/BondCFSFRPP2 EMTN/0D/TAUX/05/07/2030	05/07/2030	ZAR	-7 480 000	-436 773
XS1996598634	Issuance/BondCFSFRPP2 EMTN/0D/TAUX/05/11/2029	05/11/2029	ZAR	-13 730 000	-801 724
XS1996613615	Issuance/BondCFSFRPP2 EMTN/0D/TAUX/25/09/2029	25/09/2029	ZAR	-8 080 000	-471 808
XS2048866011	Issuance/BondCFSFRPP2 EMTN/0D/TAUX/06/01/2030	06/01/2030	ZAR	-47 500 000	-2 773 625
XS2053770850	Issuance/BondCFSFRPP2 EMTN/0D/TAUX/20/03/2030	20/03/2030	ZAR	-19 550 000	-1 141 566
XS2053787581	Issuance/BondCFSFRPP2 EMTN/0D/TAUX/28/07/2025	28/07/2025	ZAR	-27 000 000	-1 576 587
XS2053789876	Issuance/BondCFSFRPP2 EMTN/0D/TAUX/03/06/2028	03/06/2028	ZAR	-1 650 000	-96 347
XS2053797119	Issuance/BondCFSFRPP2 EMTN/0D/TAUX/25/08/2028	25/08/2028	ZAR	-8 950 000	-522 609
XS2201352924	Issuance/BondEMTN CFSSOLIP XS2201352924/0D/TAUX/07/07/2031	07/07/2031	ZAR	-15 000 000	-875 882
XS2268529489	Issuance/BondCFSFRPP2 EMTN/0D/TAUX/03/08/2026	03/08/2026	ZAR	-14 490 000	-846 102
XS2268529562	Issuance/BondCFSFRPP2 EMTN/0D/TAUX/30/07/2026	30/07/2026	ZAR	-22 860 000	-1 334 844
XS2299240528	Issuance/BondCFSFRPP2 EMTN/0D/TAUX/04/08/2026	04/08/2026	ZAR	-10 500 000	-613 117
XS2299243977	Issuance/BondCFSFRPP2 EMTN/0D/TAUX/27/08/2031	27/08/2031	ZAR	-27 120 000	-1 583 594
XS2299257415	Issuance/BondCFSFRPP2 EMTN/0D/TAUX/23/09/2028	23/09/2028	ZAR	-25 600 000	-1 494 838
XS2299257688	Issuance/BondCFSFRPP2 EMTN/0D/TAUX/30/09/2029	30/09/2029	ZAR	-13 710 000	-800 555
TOTAL			ZAR	-263 220 000	-15 369 970

NOTES TO THE HALF YEARLY FINANCIAL REPORT

The characteristics of the loans granted to Credit Agricole CIB are as shown in the table below:

REDEMPTION DATE	LOAN REFERENCE	INTEREST RATE	REDEMPTION	CURRENCY	PRINCIPAL IN CURRENCY	PRINCIPAL IN EUR
06/07/2022	71914167	LIBOR3M	IN FINE	USD	1 700 000	1 626 483
07/07/2022	46255970	LIBOR3M	IN FINE	USD	4 545 455	4 348 885
25/07/2022	60465320	LIBOR3M	IN FINE	USD	300 000	287 026
28/07/2022	46570486	LIBOR3M	IN FINE	USD	1 007 698	964 119
29/07/2022	73677238	EURIBOR3M	IN FINE	EUR	3 019 000	3 019 000
04/08/2022	76931399	EURIBOR3M	IN FINE	EUR	13 984 000	13 984 000
12/08/2022	60784082	EURIBOR3M	IN FINE	EUR	910 000	910 000
15/08/2022	60845567	EURIBOR3M	IN FINE	EUR	935 000	935 000
16/08/2022	76763225	EURIBOR3M	IN FINE	EUR	5 912 035	5 912 035
17/08/2022	64439900	EURIBOR3M	IN FINE	EUR	800 000	800 000
23/08/2022	47230437	EURIBOR3M	IN FINE	EUR	500 000	500 000
23/08/2022	47233125	EURIBOR3M	IN FINE	EUR	500 000	500 000
24/08/2022	77304593	LIBOR3M	IN FINE	USD	1 315 000	1 258 132
25/08/2022	47067043	LIBOR3M	IN FINE	USD	1 354 280	1 295 713
06/09/2022	63196462	LIBOR3M	IN FINE	USD	1 740 000	1 664 753
08/09/2022	76240354	LIBOR3M	IN FINE	USD	650 000	621 891
08/09/2022	77304477	LIBOR3M	IN FINE	USD	1 170 000	1 119 403
12/09/2022	54401429	LIBOR3M	IN FINE	USD	500 000	478 377
12/09/2022	61267099	LIBOR3M	IN FINE	USD	300 000	287 026
27/09/2022	61732714	EURIBOR3M	IN FINE	EUR	950 000	950 000
30/09/2022	35467705	EURIBOR3M	IN FINE	EUR	500 000	500 000
04/10/2022	47813408	LIBOR3M	IN FINE	USD	1 535 587	1 469 180
10/10/2022	34865924	EURIBOR3M	IN FINE	EUR	500 000	500 000
12/10/2022	76240533	EURIBOR3M	IN FINE	EUR	450 000	450 000
18/10/2022	48115067	LIBOR3M	IN FINE	USD	1 784 676	1 707 497
18/10/2022	76433878	LIBOR3M	IN FINE	USD	250 000	239 189
01/11/2022	74441626	LIBOR3M	IN FINE	USD	1 700 000	1 626 483
02/11/2022	72770577	LIBOR3M	IN FINE	USD	1 088 731	1 041 649
03/11/2022	64701418	LIBOR3M	IN FINE	USD	4 000 000	3 827 019
07/11/2022	48404191	LIBOR3M	IN FINE	USD	444 603	425 376
07/11/2022	62351623	LIBOR3M	IN FINE	USD	500 000	478 377
07/11/2022	64701451	LIBOR3M	IN FINE	USD	500 000	478 377
08/11/2022	48415587	LIBOR3M	IN FINE	USD	842 700	806 257
08/11/2022	66982560	LIBOR3M	IN FINE	USD	5 914 000	5 658 247
15/11/2022	63833385	LIBOR3M	IN FINE	USD	800 000	765 404
15/11/2022	65755659	LIBOR3M	IN FINE	USD	3 780 000	3 616 533
16/11/2022	75531596	LIBOR3M	IN FINE	USD	1 250 000	1 195 943
18/11/2022	48711026	LIBOR3M	IN FINE	USD	2 000 000	1 913 509
21/11/2022	52490543	EURIBOR3M	IN FINE	EUR	3 000 000	3 000 000
22/11/2022	65755674	LIBOR3M	IN FINE	USD	3 000 000	2 870 264
25/11/2022	76454092	LIBOR3M	IN FINE	USD	1 000 000	956 755
25/11/2022	79879376	LIBOR3M	IN FINE	USD	200 000	191 351
30/11/2022	75531609	LIBOR3M	IN FINE	USD	1 000 000	956 755
08/12/2022	48954342	LIBOR3M	IN FINE	USD	982 642	940 147
12/12/2022	79879372	EURIBOR3M	IN FINE	EUR	25 685 000	25 685 000
16/12/2022	65755669	LIBOR3M	IN FINE	USD	3 145 000	3 008 993
20/12/2022	65755837	LIBOR3M	IN FINE	USD	4 491 000	4 296 785
22/12/2022	79879367	EURIBOR3M	IN FINE	EUR	1 500 000	1 500 000
28/12/2022	35175244	LIBOR3M	IN FINE	USD	825 457	789 760
28/12/2022	35906980	LIBOR3M	IN FINE	USD	4 123 711	3 945 380
28/12/2022	36402010	EURIBOR3M	IN FINE	EUR	781 861	781 861
28/12/2022	36513846	LIBOR3M	IN FINE	USD	8 503 401	8 135 669
28/12/2022	44979461	LIBOR3M	IN FINE	USD	4 578 755	4 380 745
28/12/2022	48182199	LIBOR3M	IN FINE	USD	443 813	424 620
28/12/2022	48252284	LIBOR3M	IN FINE	USD	890 948	852 419
28/12/2022	50166038	LIBOR3M	IN FINE	USD	1 831 418	1 752 218
28/12/2022	76319422	LIBOR3M	IN FINE	USD	926 000	885 955
29/12/2022	35859469	LIBOR3M	IN FINE	USD	822 978	787 388
29/12/2022	36288254	LIBOR3M	IN FINE	USD	846 991	810 363
29/12/2022	48188674	LIBOR3M	IN FINE	USD	890 869	852 343
29/12/2022	48958294	LIBOR3M	IN FINE	USD	891 664	853 104
30/12/2022	35354719	EURIBOR3M	IN FINE	EUR	2 000 000	2 000 000

CREDIT AGRICOLE CIB FINANCIAL SOLUTIONS
 Half yearly Financial Report for the period ended June, 30 2022

REDEMPTION DATE	LOAN REFERENCE	INTEREST RATE	REDEMPTION	CURRENCY	PRINCIPAL IN CURRENCY	PRINCIPAL IN EUR
30/12/2022	36513749	LIBOR3M	IN FINE	USD	5 000 000	4 783 773
30/12/2022	42923710	EURIBOR3M	IN FINE	EUR	1 000 000	1 000 000
30/12/2022	48334868	LIBOR3M	IN FINE	USD	500 000	478 377
30/12/2022	48843607	LIBOR3M	IN FINE	USD	1 300 000	1 243 781
30/12/2022	49436919	EURIBOR3M	IN FINE	EUR	500 000	500 000
30/12/2022	53240964	LIBOR3M	IN FINE	USD	2 900 000	2 774 589
30/12/2022	60824856	LIBOR3M	IN FINE	USD	500 000	478 377
30/12/2022	64386432	LIBOR3M	IN FINE	USD	1 000 000	956 755
30/12/2022	65278924	LIBOR3M	IN FINE	USD	300 000	287 026
30/12/2022	71142040	LIBOR3M	IN FINE	USD	630 000	602 755
30/12/2022	76737681	OIS1D	IN FINE	GBP	5 000 000	5 809 175
30/12/2022	76737727	OIS1D	IN FINE	GBP	5 000 000	5 809 175
30/12/2022	76737736	OIS1D	IN FINE	GBP	5 000 000	5 809 175
30/12/2022	77602945	EURIBOR3M	IN FINE	EUR	1 500 000	1 500 000
30/12/2022	78880965	LIBOR3M	IN FINE	USD	560 000	535 783
30/12/2022	80838035	LIBOR3M	IN FINE	USD	2 375 000	2 272 292
30/12/2022	81007467	LIBOR3M	IN FINE	USD	220 000	210 486
31/12/2022	36806205	EURIBOR3M	IN FINE	EUR	750 000	750 000
06/01/2023	61506942	EURIBOR3M	IN FINE	EUR	1 000 000	1 000 000
06/01/2023	68755655	EURIBOR3M	IN FINE	EUR	1 339 995	1 339 995
06/01/2023	71634825	LIBOR3M	IN FINE	USD	1 990 000	1 903 942
06/01/2023	73558680	LIBOR3M	IN FINE	USD	1 640 000	1 569 078
06/01/2023	75359521	LIBOR3M	IN FINE	USD	600 000	574 053
10/01/2023	49536549	LIBOR3M	IN FINE	USD	754 660	722 024
17/01/2023	65852831	LIBOR3M	IN FINE	USD	2 150 000	2 057 023
24/01/2023	66199608	LIBOR3M	IN FINE	USD	1 520 000	1 454 267
30/01/2023	66199579	LIBOR3M	IN FINE	USD	5 830 000	5 577 880
30/01/2023	75733486	LIBOR3M	IN FINE	USD	1 033 000	988 328
06/02/2023	30791843	EURIBOR3M	IN FINE	EUR	750 000	750 000
09/02/2023	76929977	TONAR1D	IN FINE	JPY	50 000 000	352 123
14/02/2023	50332565	LIBOR3M	IN FINE	USD	812 159	777 037
20/02/2023	50457772	EURIBOR3M	IN FINE	EUR	600 000	600 000
22/02/2023	37048299	EURIBOR3M	IN FINE	EUR	1 000 000	1 000 000
08/03/2023	71341480	LIBOR3M	IN FINE	USD	487 106	466 041
08/03/2023	71369823	LIBOR3M	IN FINE	USD	500 000	478 377
13/03/2023	57931786	LIBOR3M	IN FINE	USD	500 000	478 377
17/03/2023	76240433	LIBOR3M	IN FINE	USD	1 550 000	1 482 970
29/03/2023	37670926	EURIBOR3M	IN FINE	EUR	500 000	500 000
29/03/2023	51157742	LIBOR3M	IN FINE	USD	2 253 453	2 156 002
30/03/2023	61726052	EURIBOR3M	IN FINE	EUR	5 000 000	5 000 000
06/04/2023	76931436	EURIBOR3M	IN FINE	EUR	860 000	860 000
17/04/2023	51501096	EURIBOR3M	IN FINE	EUR	500 000	500 000
18/04/2023	42589114	EURIBOR3M	IN FINE	EUR	500 000	500 000
18/04/2023	51451696	LIBOR3M	IN FINE	USD	1 100 000	1 052 430
19/04/2023	58657294	EURIBOR3M	IN FINE	EUR	3 000 000	3 000 000
27/04/2023	51661949	LIBOR3M	IN FINE	USD	979 698	937 331
09/05/2023	76434010	EURIBOR3M	IN FINE	EUR	812 963	812 963
11/05/2023	76848887	LIBOR3M	IN FINE	USD	1 170 732	1 120 103
15/05/2023	52007598	LIBOR3M	IN FINE	USD	505 282	483 431
24/05/2023	76929865	TONAR1D	IN FINE	JPY	200 000 000	1 408 494
05/06/2023	77451911	LIBOR3M	IN FINE	USD	886 241	847 916
06/06/2023	52445434	LIBOR3M	IN FINE	USD	1 197 660	1 145 867
07/06/2023	52544488	LIBOR3M	IN FINE	USD	1 673 603	1 601 228
07/06/2023	52544825	LIBOR3M	IN FINE	USD	369 515	353 535
08/06/2023	72995544	LIBOR3M	IN FINE	USD	294 737	281 991
08/06/2023	75987883	LIBOR3M	IN FINE	USD	1 134 386	1 085 329
12/06/2023	52625006	LIBOR3M	IN FINE	USD	1 213 430	1 160 955
14/06/2023	77830936	LIBOR3M	IN FINE	USD	1 379 753	1 320 085
20/06/2023	52795991	LIBOR3M	IN FINE	USD	1 157 895	1 107 821
27/06/2023	37748012	EURIBOR3M	IN FINE	EUR	7 886 435	7 886 435
27/06/2023	37961524	EURIBOR3M	IN FINE	EUR	807 754	807 754
27/06/2023	38401876	EURIBOR3M	IN FINE	EUR	813 000	813 000
27/06/2023	38771492	EURIBOR3M	IN FINE	EUR	8 271 299	8 271 299
27/06/2023	51564772	LIBOR3M	IN FINE	USD	930 665	890 419
27/06/2023	52281304	LIBOR3M	IN FINE	USD	2 276 867	2 178 403
28/06/2023	37961591	EURIBOR3M	IN FINE	EUR	1 600 000	1 600 000
28/06/2023	37961619	EURIBOR3M	IN FINE	EUR	800 000	800 000
28/06/2023	37961663	EURIBOR3M	IN FINE	EUR	806 452	806 452

CREDIT AGRICOLE CIB FINANCIAL SOLUTIONS
 Half yearly Financial Report for the period ended June, 30 2022

REDEMPTION DATE	LOAN REFERENCE	INTEREST RATE	REDEMPTION	CURRENCY	PRINCIPAL IN CURRENCY	PRINCIPAL IN EUR
28/06/2023	47629750	LIBOR3M	IN FINE	USD	809 000	774 015
28/06/2023	51930641	LIBOR3M	IN FINE	USD	1 865 672	1 784 990
28/06/2023	52349560	LIBOR3M	IN FINE	USD	1 829 157	1 750 054
28/06/2023	53716197	LIBOR3M	IN FINE	USD	1 773 836	1 697 126
28/06/2023	53766484	LIBOR3M	IN FINE	USD	889 917	851 432
29/06/2023	37961559	EURIBOR3M	IN FINE	EUR	807 103	807 103
30/06/2023	51610307	LIBOR3M	IN FINE	USD	4 000 000	3 827 019
30/06/2023	51804610	LIBOR3M	IN FINE	USD	5 000 000	4 783 773
30/06/2023	51963856	LIBOR3M	IN FINE	USD	718 000	686 950
30/06/2023	51963894	LIBOR3M	IN FINE	USD	719 000	687 907
30/06/2023	52121515	LIBOR3M	IN FINE	USD	9 107 468	8 713 613
30/06/2023	52122981	LIBOR3M	IN FINE	USD	9 107 468	8 713 613
30/06/2023	52354362	LIBOR3M	IN FINE	USD	4 000 000	3 827 019
30/06/2023	52531978	EURIBOR3M	IN FINE	EUR	6 600 000	6 600 000
30/06/2023	52683268	LIBOR3M	IN FINE	USD	2 000 000	1 913 509
30/06/2023	52710076	LIBOR3M	IN FINE	USD	700 000	669 728
30/06/2023	52835894	LIBOR3M	IN FINE	USD	683 500	653 942
30/06/2023	52835971	LIBOR3M	IN FINE	USD	683 500	653 942
30/06/2023	52836165	LIBOR3M	IN FINE	USD	616 000	589 361
30/06/2023	52880637	EURIBOR3M	IN FINE	EUR	500 000	500 000
30/06/2023	52880674	EURIBOR3M	IN FINE	EUR	500 000	500 000
30/06/2023	52880900	EURIBOR3M	IN FINE	EUR	500 000	500 000
30/06/2023	52881255	EURIBOR3M	IN FINE	EUR	500 000	500 000
30/06/2023	53158804	LIBOR3M	IN FINE	USD	4 000 000	3 827 019
30/06/2023	53599127	LIBOR3M	IN FINE	USD	1 029 300	984 788
30/06/2023	53599311	LIBOR3M	IN FINE	USD	1 029 300	984 788
30/06/2023	54451401	LIBOR3M	IN FINE	USD	5 000 000	4 783 773
30/06/2023	54848326	LIBOR3M	IN FINE	USD	393 000	376 005
30/06/2023	54851356	LIBOR3M	IN FINE	USD	393 000	376 005
30/06/2023	55972369	EURIBOR3M	IN FINE	EUR	5 000 000	5 000 000
30/06/2023	58199386	LIBOR3M	IN FINE	USD	500 000	478 377
30/06/2023	58900458	LIBOR3M	IN FINE	USD	300 000	287 026
30/06/2023	64979477	LIBOR3M	IN FINE	USD	550 000	526 215
30/06/2023	65317044	LIBOR3M	IN FINE	USD	1 000 000	956 755
30/06/2023	65417134	LIBOR3M	IN FINE	USD	5 000 000	4 783 773
30/06/2023	65807438	LIBOR3M	IN FINE	USD	264 000	252 583
30/06/2023	65807445	LIBOR3M	IN FINE	USD	452 000	432 453
30/06/2023	67658348	LIBOR3M	IN FINE	USD	370 000	353 999
30/06/2023	67658376	LIBOR3M	IN FINE	USD	100 000	95 675
30/06/2023	67980291	LIBOR3M	IN FINE	USD	1 750 000	1 674 321
30/06/2023	68006685	LIBOR3M	IN FINE	USD	575 000	550 134
30/06/2023	69906456	LIBOR3M	IN FINE	USD	1 910 000	1 827 401
30/06/2023	69906470	LIBOR3M	IN FINE	USD	756 800	724 072
30/06/2023	69906474	LIBOR3M	IN FINE	USD	3 151 500	3 015 212
30/06/2023	70725486	LIBOR3M	IN FINE	USD	760 000	727 134
30/06/2023	70915706	LIBOR3M	IN FINE	USD	250 000	239 189
30/06/2023	73805993	EURIBOR3M	IN FINE	EUR	2 530 750	2 530 750
30/06/2023	73931697	LIBOR3M	IN FINE	USD	1 325 400	1 268 083
30/06/2023	73975431	LIBOR3M	IN FINE	USD	1 000 000	956 755
30/06/2023	74987287	EURIBOR3M	IN FINE	EUR	660 000	660 000
30/06/2023	76737731	OIS1D	IN FINE	GBP	4 249 750	4 937 509
30/06/2023	76737773	OIS1D	IN FINE	GBP	2 000 000	2 323 670
30/06/2023	76739176	OIS1D	IN FINE	GBP	270 000	313 695
30/06/2023	80071161	LIBOR3M	IN FINE	USD	442 980	423 823
01/07/2023	52472082	EURIBOR3M	IN FINE	EUR	2 000 000	2 000 000
06/07/2023	58660903	LIBOR3M	IN FINE	USD	60 000	57 405
06/07/2023	64827534	EURIBOR3M	IN FINE	EUR	3 200 000	3 200 000
06/07/2023	69944419	EURIBOR3M	IN FINE	EUR	1 400 000	1 400 000
25/07/2023	53426379	LIBOR3M	IN FINE	USD	500 000	478 377
01/08/2023	53577433	LIBOR3M	IN FINE	USD	259 740	248 507
04/08/2023	74163863	LIBOR3M	IN FINE	USD	905 059	865 920
14/08/2023	53792781	LIBOR3M	IN FINE	USD	206 185	197 268
05/09/2023	54264882	LIBOR3M	IN FINE	USD	500 000	478 377
11/09/2023	54367999	LIBOR3M	IN FINE	USD	500 000	478 377
15/09/2023	68084505	LIBOR3M	IN FINE	USD	469 792	449 476
19/09/2023	54533082	LIBOR3M	IN FINE	USD	500 000	478 377
27/09/2023	34010171	LIBOR3M	IN FINE	USD	804 052	769 281
27/09/2023	34194039	LIBOR3M	IN FINE	USD	825 219	789 532

CREDIT AGRICOLE CIB FINANCIAL SOLUTIONS
 Half yearly Financial Report for the period ended June, 30 2022

REDEMPTION DATE	LOAN REFERENCE	INTEREST RATE	REDEMPTION	CURRENCY	PRINCIPAL IN CURRENCY	PRINCIPAL IN EUR
20/11/2023	69314489	LIBOR3M	IN FINE	USD	476 690	456 075
20/12/2023	76877814	EURIBOR3M	IN FINE	EUR	800 000	800 000
27/12/2023	42740085	LIBOR3M	IN FINE	USD	1 762 115	1 685 911
27/12/2023	42854832	LIBOR3M	IN FINE	USD	4 405 286	4 214 778
27/12/2023	43108194	LIBOR3M	IN FINE	USD	850 340	813 567
28/12/2023	46460924	LIBOR3M	IN FINE	USD	879 894	841 843
28/12/2023	55892545	LIBOR3M	IN FINE	USD	879 585	841 547
28/12/2023	55969310	LIBOR3M	IN FINE	USD	879 894	841 843
28/12/2023	56313208	LIBOR3M	IN FINE	USD	884 643	846 386
28/12/2023	56783083	LIBOR3M	IN FINE	USD	889 680	851 205
28/12/2023	57459249	LIBOR3M	IN FINE	USD	919 033	879 289
28/12/2023	57570512	LIBOR3M	IN FINE	USD	9 140 768	8 745 472
28/12/2023	57846236	LIBOR3M	IN FINE	USD	901 063	862 096
29/12/2023	41826606	LIBOR3M	IN FINE	USD	957 854	916 432
29/12/2023	42651008	EURIBOR3M	IN FINE	EUR	2 000 000	2 000 000
29/12/2023	56287744	LIBOR3M	IN FINE	USD	2 645 503	2 531 097
29/12/2023	67425154	EURIBOR3M	IN FINE	EUR	2 300 000	2 300 000
29/12/2023	79943127	EURIBOR3M	IN FINE	EUR	25 751 000	25 751 000
30/12/2023	36228875	EURIBOR3M	IN FINE	EUR	700 000	700 000
30/12/2023	54298225	LIBOR3M	IN FINE	USD	500 000	478 377
30/12/2023	55302808	LIBOR3M	IN FINE	USD	1 000 000	956 755
30/12/2023	55379442	LIBOR3M	IN FINE	USD	1 270 000	1 215 078
30/12/2023	55541029	LIBOR3M	IN FINE	USD	384 000	367 394
30/12/2023	55574616	LIBOR3M	IN FINE	USD	470 000	449 675
30/12/2023	55586796	LIBOR3M	IN FINE	USD	500 000	478 377
30/12/2023	55943294	LIBOR3M	IN FINE	USD	3 000 000	2 870 264
30/12/2023	55978809	LIBOR3M	IN FINE	USD	659 600	631 075
30/12/2023	55980822	LIBOR3M	IN FINE	USD	752 500	719 958
30/12/2023	56455381	LIBOR3M	IN FINE	USD	1 000 000	956 755
30/12/2023	56466899	LIBOR3M	IN FINE	USD	1 000 000	956 755
30/12/2023	56550686	LIBOR3M	IN FINE	USD	820 000	784 539
30/12/2023	56550730	LIBOR3M	IN FINE	USD	730 000	698 431
30/12/2023	57336530	LIBOR3M	IN FINE	USD	842 075	805 659
30/12/2023	57399237	LIBOR3M	IN FINE	USD	550 000	526 215
30/12/2023	57410366	EURIBOR3M	IN FINE	EUR	1 500 000	1 500 000
30/12/2023	57939557	LIBOR3M	IN FINE	USD	5 300 000	5 070 800
30/12/2023	57940581	LIBOR3M	IN FINE	USD	5 000 000	4 783 773
30/12/2023	58077447	EURIBOR3M	IN FINE	EUR	10 000 000	10 000 000
30/12/2023	58142414	LIBOR3M	IN FINE	USD	2 000 000	1 913 509
30/12/2023	58355609	LIBOR3M	IN FINE	USD	900 000	861 079
30/12/2023	59877605	LIBOR3M	IN FINE	USD	100 000	95 675
30/12/2023	60535773	LIBOR3M	IN FINE	USD	2 250 000	2 152 698
30/12/2023	62378692	LIBOR3M	IN FINE	USD	600 000	574 053
30/12/2023	64157496	LIBOR3M	IN FINE	USD	1 000 000	956 755
30/12/2023	64341881	LIBOR3M	IN FINE	USD	97 000	92 805
30/12/2023	64586888	LIBOR3M	IN FINE	USD	50 000	47 838
30/12/2023	64979473	EURIBOR3M	IN FINE	EUR	1 080 000	1 080 000
30/12/2023	67619968	LIBOR3M	IN FINE	USD	700 000	669 728
30/12/2023	68760134	EURIBOR3M	IN FINE	EUR	918 929	918 929
30/12/2023	69221996	LIBOR3M	IN FINE	USD	3 700 000	3 539 992
30/12/2023	70771813	LIBOR3M	IN FINE	USD	8 000 000	7 654 038
30/12/2023	74300334	EURIBOR3M	IN FINE	EUR	1 000 000	1 000 000
30/12/2023	74835569	LIBOR3M	IN FINE	USD	1 176 228	1 125 362
30/12/2023	76001729	LIBOR3M	IN FINE	USD	2 095 713	2 005 083
30/12/2023	76011687	LIBOR3M	IN FINE	USD	656 425	628 038
30/12/2023	76679317	EURIBOR3M	IN FINE	EUR	1 510 000	1 510 000
30/12/2023	76737595	SARON1D	IN FINE	CHF	1 000 000	999 117
30/12/2023	77773774	EURIBOR3M	IN FINE	EUR	1 100 000	1 100 000
30/12/2023	78339860	LIBOR3M	IN FINE	USD	1 286 500	1 230 865
30/12/2023	78552519	LIBOR3M	IN FINE	USD	300 000	287 026
30/12/2023	78972093	LIBOR3M	IN FINE	USD	193 970	185 581
30/12/2023	79031417	LIBOR3M	IN FINE	USD	155 000	148 297
30/12/2023	80071165	LIBOR3M	IN FINE	USD	300 000	287 026
30/12/2023	80577956	LIBOR3M	IN FINE	USD	200 000	191 351
09/01/2024	56734109	LIBOR3M	IN FINE	USD	500 000	478 377
09/01/2024	56734141	LIBOR3M	IN FINE	USD	500 000	478 377
10/01/2024	45387829	EURIBOR3M	IN FINE	EUR	500 000	500 000
10/01/2024	57849351	EURIBOR3M	IN FINE	EUR	1 000 000	1 000 000

CREDIT AGRICOLE CIB FINANCIAL SOLUTIONS
 Half yearly Financial Report for the period ended June, 30 2022

REDEMPTION DATE	LOAN REFERENCE	INTEREST RATE	REDEMPTION	CURRENCY	PRINCIPAL IN CURRENCY	PRINCIPAL IN EUR
17/01/2024	75560384	LIBOR3M	IN FINE	USD	854 400	817 451
20/01/2024	69163320	LIBOR3M	IN FINE	USD	1 027 000	982 587
20/01/2024	69163338	LIBOR3M	IN FINE	USD	1 027 000	982 587
05/02/2024	26142528	LIBOR3M	IN FINE	USD	479 000	458 286
06/02/2024	57272294	LIBOR3M	IN FINE	USD	342 720	327 899
21/02/2024	45289740	EURIBOR3M	IN FINE	EUR	500 000	500 000
21/02/2024	45289782	EURIBOR3M	IN FINE	EUR	500 000	500 000
22/02/2024	63986764	EURIBOR3M	IN FINE	EUR	1 000 000	1 000 000
05/03/2024	80620441	LIBOR3M	IN FINE	USD	1 136 000	1 086 873
15/03/2024	58023487	EURIBOR3M	IN FINE	EUR	2 000 000	2 000 000
16/03/2024	78701528	EURIBOR3M	IN FINE	EUR	500 000	500 000
22/03/2024	58123119	LIBOR3M	IN FINE	USD	500 000	478 377
22/03/2024	58185089	EURIBOR3M	IN FINE	EUR	500 000	500 000
26/03/2024	26795659	LIBOR3M	IN FINE	USD	973 236	931 148
27/03/2024	76731915	TONAR1D	IN FINE	JPY	500 000 000	3 521 235
27/03/2024	76737629	TONAR1D	IN FINE	JPY	200 000 000	1 408 494
05/04/2024	58423816	LIBOR3M	IN FINE	USD	1 485 750	1 421 498
16/04/2024	80539321	LIBOR3M	IN FINE	USD	1 136 000	1 086 873
18/04/2024	58694532	LIBOR3M	IN FINE	USD	910 747	871 361
26/04/2024	58874084	LIBOR3M	IN FINE	USD	449 762	430 312
04/05/2024	67180547	EURIBOR3M	IN FINE	EUR	1 000 000	1 000 000
15/05/2024	27240924	LIBOR3M	IN FINE	USD	200 000	191 351
07/06/2024	73119004	LIBOR3M	IN FINE	USD	552 221	528 340
26/06/2024	45175257	LIBOR3M	IN FINE	USD	921 489	881 639
26/06/2024	46034329	LIBOR3M	IN FINE	USD	912 825	873 350
26/06/2024	47545893	LIBOR3M	IN FINE	USD	907 853	868 593
26/06/2024	47615232	LIBOR3M	IN FINE	USD	917 179	877 515
27/06/2024	46067656	LIBOR3M	IN FINE	USD	8 991 189	8 602 362
28/06/2024	44849374	LIBOR3M	IN FINE	USD	4 533 092	4 337 057
28/06/2024	44866936	LIBOR3M	IN FINE	USD	8 972 633	8 584 609
28/06/2024	45934132	LIBOR3M	IN FINE	USD	897 263	858 461
28/06/2024	47663657	LIBOR3M	IN FINE	USD	905 633	866 469
28/06/2024	54818317	LIBOR3M	IN FINE	USD	2 000 000	1 913 509
28/06/2024	57042295	LIBOR3M	IN FINE	USD	918 189	878 482
28/06/2024	58823560	LIBOR3M	IN FINE	USD	896 861	858 076
28/06/2024	59578041	LIBOR3M	IN FINE	USD	911 079	871 679
28/06/2024	60073924	LIBOR3M	IN FINE	USD	1 844 508	1 764 742
28/06/2024	60254757	LIBOR3M	IN FINE	USD	933 358	892 995
28/06/2024	61792081	LIBOR3M	IN FINE	USD	6 468 305	6 188 581
30/06/2024	26895871	EURIBOR3M	IN FINE	EUR	2 000 000	2 000 000
30/06/2024	44700394	EURIBOR3M	IN FINE	EUR	2 000 000	2 000 000
30/06/2024	58459470	EURIBOR3M	IN FINE	EUR	500 000	500 000
30/06/2024	58616975	LIBOR3M	IN FINE	USD	1 750 000	1 674 321
30/06/2024	58715320	LIBOR3M	IN FINE	USD	1 000 000	956 755
30/06/2024	58715359	LIBOR3M	IN FINE	USD	1 600 000	1 530 808
30/06/2024	58715394	LIBOR3M	IN FINE	USD	1 000 000	956 755
30/06/2024	58868076	LIBOR3M	IN FINE	USD	1 000 000	956 755
30/06/2024	58869930	LIBOR3M	IN FINE	USD	500 000	478 377
30/06/2024	58914744	LIBOR3M	IN FINE	USD	500 000	478 377
30/06/2024	59217761	LIBOR3M	IN FINE	USD	1 000 000	956 755
30/06/2024	59252586	LIBOR3M	IN FINE	USD	500 000	478 377
30/06/2024	59628976	LIBOR3M	IN FINE	USD	405 000	387 486
30/06/2024	60012901	EURIBOR3M	IN FINE	EUR	2 000 000	2 000 000
30/06/2024	60085262	LIBOR3M	IN FINE	USD	2 000 000	1 913 509
30/06/2024	60085742	LIBOR3M	IN FINE	USD	1 500 000	1 435 132
30/06/2024	60107880	EURIBOR3M	IN FINE	EUR	281 250	281 250
30/06/2024	60230540	LIBOR3M	IN FINE	USD	367 000	351 129
30/06/2024	65976244	LIBOR3M	IN FINE	USD	871 750	834 051
30/06/2024	68760130	EURIBOR3M	IN FINE	EUR	975 000	975 000
30/06/2024	68760150	EURIBOR3M	IN FINE	EUR	1 866 680	1 866 680
30/06/2024	73077348	LIBOR3M	IN FINE	USD	500 000	478 377
30/06/2024	73155607	LIBOR3M	IN FINE	USD	5 000 000	4 783 773
30/06/2024	73533202	EURIBOR3M	IN FINE	EUR	1 116 375	1 116 375
30/06/2024	76931488	EURIBOR3M	IN FINE	EUR	233 336	233 336
30/06/2024	77451915	LIBOR3M	IN FINE	USD	1 199 250	1 147 388
30/06/2024	79398902	LIBOR3M	IN FINE	USD	1 000 000	956 755
30/06/2024	80411186	LIBOR3M	IN FINE	USD	482 650	461 778
05/07/2024	61289387	LIBOR3M	IN FINE	USD	1 000 000	956 755

CREDIT AGRICOLE CIB FINANCIAL SOLUTIONS
Half yearly Financial Report for the period ended June, 30 2022

REDEMPTION DATE	LOAN REFERENCE	INTEREST RATE	REDEMPTION	CURRENCY	PRINCIPAL IN CURRENCY	PRINCIPAL IN EUR
05/07/2024	76813724	OIS1D	IN FINE	GBP	500 000	580 918
05/07/2024	76813755	OIS1D	IN FINE	GBP	500 000	580 918
05/07/2024	76813797	OIS1D	IN FINE	GBP	1 410 000	1 638 187
05/07/2024	76813816	OIS1D	IN FINE	GBP	500 000	580 918
09/07/2024	27987606	LIBOR3M	IN FINE	USD	282 000	269 805
11/07/2024	64328448	EURIBOR3M	IN FINE	EUR	2 000 000	2 000 000
23/07/2024	28095557	LIBOR3M	IN FINE	USD	300 000	287 026
24/07/2024	28112447	LIBOR3M	IN FINE	USD	300 000	287 026
25/07/2024	60465296	LIBOR3M	IN FINE	USD	1 700 000	1 626 483
25/07/2024	60472859	LIBOR3M	IN FINE	USD	928 505	888 352
26/07/2024	74012169	LIBOR3M	IN FINE	USD	1 799 694	1 721 866
02/08/2024	60582064	EURIBOR3M	IN FINE	EUR	500 000	500 000
11/09/2024	62974544	LIBOR3M	IN FINE	USD	3 318 500	3 174 990
11/09/2024	62974585	LIBOR3M	IN FINE	USD	3 318 500	3 174 990
18/09/2024	61396706	LIBOR3M	IN FINE	USD	806 400	771 527
23/09/2024	63875708	LIBOR3M	IN FINE	USD	1 530 000	1 463 835
27/09/2024	28989627	LIBOR3M	IN FINE	USD	953 743	912 499
27/09/2024	28995247	LIBOR3M	IN FINE	USD	914 913	875 347
27/09/2024	28995333	LIBOR3M	IN FINE	USD	6 530 765	6 248 340
10/10/2024	61889837	LIBOR3M	IN FINE	USD	300 000	287 026
11/10/2024	61895450	LIBOR3M	IN FINE	USD	743 600	711 443
11/10/2024	80374340	LIBOR3M	IN FINE	USD	472 850	452 401
18/10/2024	62040032	LIBOR3M	IN FINE	USD	1 200 000	1 148 106
23/10/2024	29288644	LIBOR3M	IN FINE	USD	300 000	287 026
23/10/2024	29288758	LIBOR3M	IN FINE	USD	300 000	287 026
24/10/2024	29301685	LIBOR3M	IN FINE	USD	300 000	287 026
08/11/2024	79300217	LIBOR3M	IN FINE	USD	2 080 000	1 990 050
26/11/2024	29698409	LIBOR3M	IN FINE	USD	300 000	287 026
27/12/2024	30095362	LIBOR3M	IN FINE	USD	3 426 124	3 277 960
27/12/2024	30122353	LIBOR3M	IN FINE	USD	850 738	813 948
27/12/2024	30813129	LIBOR3M	IN FINE	USD	846 239	809 643
27/12/2024	46901310	LIBOR3M	IN FINE	USD	903 832	864 746
27/12/2024	47986033	LIBOR3M	IN FINE	USD	896 539	857 768
27/12/2024	48021274	LIBOR3M	IN FINE	USD	1 773 521	1 696 825
27/12/2024	48786909	LIBOR3M	IN FINE	USD	1 759 789	1 683 686
27/12/2024	49225687	LIBOR3M	IN FINE	USD	900 171	861 243
27/12/2024	55005106	LIBOR3M	IN FINE	USD	886 997	848 638
27/12/2024	61959464	LIBOR3M	IN FINE	USD	1 855 804	1 775 549
27/12/2024	62244303	LIBOR3M	IN FINE	USD	919 287	879 532
27/12/2024	63198018	LIBOR3M	IN FINE	USD	10 000 000	9 567 547
30/12/2024	61959443	EURIBOR3M	IN FINE	EUR	3 000 000	3 000 000
30/12/2024	63757608	LIBOR3M	IN FINE	USD	750 000	717 566
30/12/2024	63929862	LIBOR3M	IN FINE	USD	5 000 000	4 783 773
30/12/2024	64046640	EURIBOR3M	IN FINE	EUR	1 700 000	1 700 000
30/12/2024	64345231	LIBOR3M	IN FINE	USD	1 000 000	956 755
30/12/2024	64348952	LIBOR3M	IN FINE	USD	1 000 000	956 755
30/12/2024	65176186	EURIBOR3M	IN FINE	EUR	1 000 000	1 000 000
30/12/2024	69283864	EURIBOR3M	IN FINE	EUR	4 660 000	4 660 000
30/12/2024	72194321	LIBOR3M	IN FINE	USD	1 500 000	1 435 132
30/12/2024	74622809	LIBOR3M	IN FINE	USD	648 945	620 881
30/12/2024	75540020	EURIBOR3M	IN FINE	EUR	10 640 000	10 640 000
30/12/2024	77116581	EURIBOR3M	IN FINE	EUR	7 525 000	7 525 000
30/12/2024	79701886	LIBOR3M	IN FINE	USD	622 075	595 173
05/01/2025	62221468	EURIBOR3M	IN FINE	EUR	786 555	786 555
10/01/2025	56733951	EURIBOR3M	IN FINE	EUR	500 000	500 000
10/01/2025	57849419	EURIBOR3M	IN FINE	EUR	500 000	500 000
16/01/2025	63876327	EURIBOR3M	IN FINE	EUR	12 600 000	12 600 000
13/03/2025	50855359	EURIBOR3M	IN FINE	EUR	1 000 000	1 000 000
27/03/2025	31082355	LIBOR3M	IN FINE	USD	851 317	814 502
27/03/2025	31715497	LIBOR3M	IN FINE	USD	824 368	788 718
27/03/2025	31715499	LIBOR3M	IN FINE	USD	824 368	788 718
27/03/2025	32419354	LIBOR3M	IN FINE	USD	838 469	802 209
27/03/2025	32419356	LIBOR3M	IN FINE	USD	838 469	802 209
30/03/2025	30570589	EURIBOR3M	IN FINE	EUR	2 500 000	2 500 000
30/03/2025	30570596	EURIBOR3M	IN FINE	EUR	2 200 000	2 200 000
25/04/2025	58837165	EURIBOR3M	IN FINE	EUR	500 000	500 000
23/06/2025	32912678	LIBOR3M	IN FINE	USD	1 500 000	1 435 132
26/06/2025	66389699	LIBOR3M	IN FINE	USD	1 859 946	1 779 512

CREDIT AGRICOLE CIB FINANCIAL SOLUTIONS
 Half yearly Financial Report for the period ended June, 30 2022

REDEMPTION DATE	LOAN REFERENCE	INTEREST RATE	REDEMPTION	CURRENCY	PRINCIPAL IN CURRENCY	PRINCIPAL IN EUR
27/06/2025	32009593	LIBOR3M	IN FINE	USD	2 505 115	2 396 780
27/06/2025	51444665	LIBOR3M	IN FINE	USD	4 668 535	4 466 642
27/06/2025	51531138	LIBOR3M	IN FINE	USD	4 693 073	4 490 120
27/06/2025	51564696	LIBOR3M	IN FINE	USD	935 454	895 000
27/06/2025	51675956	LIBOR3M	IN FINE	USD	4 677 268	4 474 999
27/06/2025	51679442	LIBOR3M	IN FINE	USD	4 668 534	4 466 642
27/06/2025	53240152	LIBOR3M	IN FINE	USD	909 918	870 568
27/06/2025	53545202	LIBOR3M	IN FINE	USD	4 503 693	4 308 929
27/06/2025	54590646	LIBOR3M	IN FINE	USD	895 897	857 153
27/06/2025	65886070	LIBOR3M	IN FINE	USD	928 074	887 939
27/06/2025	67761383	LIBOR3M	IN FINE	USD	1 000 000	956 755
30/06/2025	52151974	LIBOR3M	IN FINE	USD	4 557 885	4 360 778
30/06/2025	52944285	LIBOR3M	IN FINE	USD	920 133	880 341
30/06/2025	54542311	LIBOR3M	IN FINE	USD	901 713	862 718
30/06/2025	54542320	LIBOR3M	IN FINE	USD	1 798 885	1 721 091
30/06/2025	58131185	EURIBOR3M	IN FINE	EUR	500 000	500 000
30/06/2025	58471973	EURIBOR3M	IN FINE	EUR	2 000 000	2 000 000
30/06/2025	58707679	EURIBOR3M	IN FINE	EUR	500 000	500 000
30/06/2025	65943533	LIBOR3M	IN FINE	USD	1 000 000	956 755
30/06/2025	66765308	LIBOR3M	IN FINE	USD	2 200 000	2 104 860
30/06/2025	66841928	LIBOR3M	IN FINE	USD	2 000 000	1 913 509
30/06/2025	67470659	EURIBOR3M	IN FINE	EUR	1 000 000	1 000 000
30/06/2025	69906490	EURIBOR3M	IN FINE	EUR	972 600	972 600
30/06/2025	74391456	LIBOR3M	IN FINE	USD	1 080 000	1 033 295
30/06/2025	79603196	SOFRID	IN FINE	USD	1 900 000	1 817 834
30/06/2025	80966134	LIBOR3M	IN FINE	USD	780 000	746 269
07/07/2025	66470788	EURIBOR3M	IN FINE	EUR	1 050 000	1 050 000
07/07/2025	67183348	LIBOR3M	IN FINE	USD	1 310 000	1 253 349
10/07/2025	60230598	EURIBOR3M	IN FINE	EUR	500 000	500 000
14/07/2025	33260428	LIBOR3M	IN FINE	USD	2 400 000	2 296 211
28/07/2025	67202337	LIBOR3M	IN FINE	USD	1 601 965	1 532 688
30/07/2025	53545319	EURIBOR3M	IN FINE	EUR	1 000 000	1 000 000
06/08/2025	76818077	OIS1D	IN FINE	GBP	1 000 000	1 161 835
12/08/2025	74367354	LIBOR3M	IN FINE	USD	454 752	435 086
11/09/2025	68026311	LIBOR3M	IN FINE	USD	1 500 979	1 436 069
14/09/2025	53624130	EURIBOR3M	IN FINE	EUR	10 000 000	10 000 000
30/09/2025	34461487	LIBOR3M	IN FINE	USD	8 319 468	7 959 690
04/11/2025	69002990	LIBOR3M	IN FINE	USD	949 848	908 772
22/12/2025	64217531	EURIBOR3M	IN FINE	EUR	3 000 000	3 000 000
29/12/2025	34657330	LIBOR3M	IN FINE	USD	1 662 510	1 590 615
29/12/2025	34786162	LIBOR3M	IN FINE	USD	1 666 667	1 594 591
29/12/2025	35833778	LIBOR3M	IN FINE	USD	2 468 933	2 362 163
29/12/2025	35972887	LIBOR3M	IN FINE	USD	1 649 485	1 578 152
29/12/2025	36936832	EURIBOR3M	IN FINE	EUR	781 861	781 861
29/12/2025	38482744	EURIBOR3M	IN FINE	EUR	809 717	809 717
29/12/2025	38482746	EURIBOR3M	IN FINE	EUR	809 717	809 717
29/12/2025	44484691	LIBOR3M	IN FINE	USD	1 676 000	1 603 521
29/12/2025	48098220	LIBOR3M	IN FINE	USD	887 233	848 864
29/12/2025	54106327	LIBOR3M	IN FINE	USD	1 797 115	1 719 398
29/12/2025	54956287	LIBOR3M	IN FINE	USD	2 662 171	2 547 044
29/12/2025	55095798	LIBOR3M	IN FINE	USD	1 755 310	1 679 401
29/12/2025	55096591	LIBOR3M	IN FINE	USD	4 427 521	4 236 052
29/12/2025	55128447	LIBOR3M	IN FINE	USD	4 430 660	4 239 055
29/12/2025	55222372	LIBOR3M	IN FINE	USD	877 655	839 700
29/12/2025	56239564	LIBOR3M	IN FINE	USD	4 428 698	4 237 178
29/12/2025	56313097	LIBOR3M	IN FINE	USD	881 834	843 699
29/12/2025	58423580	LIBOR3M	IN FINE	USD	898 069	859 232
29/12/2025	63051751	LIBOR3M	IN FINE	USD	917 768	878 079
29/12/2025	68889244	LIBOR3M	IN FINE	USD	1 000 000	956 755
29/12/2025	69497785	LIBOR3M	IN FINE	USD	2 700 000	2 583 238
29/12/2025	69824460	LIBOR3M	IN FINE	USD	2 790 340	2 669 671
29/12/2025	71193387	LIBOR3M	IN FINE	USD	947 867	906 876
30/12/2025	35430476	LIBOR3M	IN FINE	USD	8 166 599	7 813 432
30/12/2025	59609315	LIBOR3M	IN FINE	USD	5 000 000	4 783 773
30/12/2025	71519584	EURIBOR3M	IN FINE	EUR	1 188 000	1 188 000
30/12/2025	74916914	EURIBOR3M	IN FINE	EUR	14 244 000	14 244 000
30/12/2025	74916918	EURIBOR3M	IN FINE	EUR	17 287 000	17 287 000
30/12/2025	79943155	EURIBOR3M	IN FINE	EUR	14 326 000	14 326 000

CREDIT AGRICOLE CIB FINANCIAL SOLUTIONS
Half yearly Financial Report for the period ended June, 30 2022

REDEMPTION DATE	LOAN REFERENCE	INTEREST RATE	REDEMPTION	CURRENCY	PRINCIPAL IN CURRENCY	PRINCIPAL IN EUR
31/12/2025	74969964	EURIBOR3M	IN FINE	EUR	17 386 000	17 386 000
10/01/2026	56678229	EURIBOR3M	IN FINE	EUR	500 000	500 000
10/01/2026	57914010	EURIBOR3M	IN FINE	EUR	2 000 000	2 000 000
10/01/2026	64263041	EURIBOR3M	IN FINE	EUR	750 000	750 000
10/01/2026	73646985	EURIBOR3M	IN FINE	EUR	1 000 000	1 000 000
14/02/2026	57458691	EURIBOR3M	IN FINE	EUR	500 000	500 000
23/02/2026	36819197	EURIBOR3M	IN FINE	EUR	500 000	500 000
15/04/2026	58613283	LIBOR3M	IN FINE	USD	2 560 647	2 449 911
23/04/2026	58777163	LIBOR3M	IN FINE	USD	895 175	856 463
23/04/2026	72244897	EURIBOR3M	IN FINE	EUR	1 000 000	1 000 000
04/05/2026	55821702	EURIBOR3M	IN FINE	EUR	1 400 000	1 400 000
04/05/2026	58872019	EURIBOR3M	IN FINE	EUR	7 000 000	7 000 000
04/05/2026	59498052	EURIBOR3M	IN FINE	EUR	3 300 000	3 300 000
10/05/2026	72540427	LIBOR3M	IN FINE	USD	2 776 000	2 655 951
22/06/2026	38648298	EURIBOR3M	IN FINE	EUR	8 159 935	8 159 935
25/06/2026	59874499	LIBOR3M	IN FINE	USD	825 412	885 392
25/06/2026	60215286	LIBOR3M	IN FINE	USD	4 662 439	4 460 811
25/06/2026	66683833	EURIBOR3M	IN FINE	EUR	500 000	500 000
26/06/2026	39164440	EURIBOR3M	IN FINE	EUR	4 391 744	4 391 744
26/06/2026	39183711	EURIBOR3M	IN FINE	EUR	2 598 685	2 598 685
26/06/2026	39516077	EURIBOR3M	IN FINE	EUR	4 344 370	4 344 370
26/06/2026	39651863	EURIBOR3M	IN FINE	EUR	4 325 260	4 325 260
28/06/2026	59992678	LIBOR3M	IN FINE	USD	9 233 610	8 834 300
28/06/2026	60019449	EURIBOR3M	IN FINE	EUR	1 000 000	1 000 000
29/06/2026	38214666	EURIBOR3M	IN FINE	EUR	807 754	807 754
29/06/2026	38401874	EURIBOR3M	IN FINE	EUR	813 000	813 000
29/06/2026	39039329	EURIBOR3M	IN FINE	EUR	890 472	890 472
29/06/2026	39039335	EURIBOR3M	IN FINE	EUR	4 411 116	4 411 116
29/06/2026	39039404	EURIBOR3M	IN FINE	EUR	4 432 624	4 432 624
29/06/2026	39249099	EURIBOR3M	IN FINE	EUR	882 613	882 613
29/06/2026	39440669	EURIBOR3M	IN FINE	EUR	846 382	846 382
29/06/2026	40191170	EURIBOR3M	IN FINE	EUR	868 056	868 056
29/06/2026	59828861	LIBOR3M	IN FINE	USD	2 754 062	2 634 962
29/06/2026	62225184	LIBOR3M	IN FINE	USD	2 773 156	2 653 230
29/06/2026	62236842	LIBOR3M	IN FINE	USD	4 680 333	4 477 931
30/06/2026	37747983	EURIBOR3M	IN FINE	EUR	16 233 766	16 233 766
30/06/2026	39538865	EURIBOR3M	IN FINE	EUR	8 748 906	8 748 906
30/06/2026	58681591	EURIBOR3M	IN FINE	EUR	1 000 000	1 000 000
30/06/2026	58682534	EURIBOR3M	IN FINE	EUR	1 000 000	1 000 000
30/06/2026	58708012	EURIBOR3M	IN FINE	EUR	500 000	500 000
30/06/2026	59605164	LIBOR3M	IN FINE	USD	5 000 000	4 783 773
30/06/2026	61692453	LIBOR3M	IN FINE	USD	10 000 000	9 567 547
30/06/2026	72185347	LIBOR3M	IN FINE	USD	1 000 000	956 755
30/06/2026	73231759	LIBOR3M	IN FINE	USD	1 770 000	1 693 456
30/06/2026	78685118	LIBOR3M	IN FINE	USD	1 200 000	1 148 106
10/07/2026	60214583	EURIBOR3M	IN FINE	EUR	500 000	500 000
15/07/2026	39039440	EURIBOR3M	IN FINE	EUR	4 210 000	4 210 000
29/07/2026	60514294	LIBOR3M	IN FINE	USD	461 255	441 308
30/07/2026	74143951	LIBOR3M	IN FINE	USD	1 567 665	1 499 871
03/08/2026	74193706	LIBOR3M	IN FINE	USD	993 677	950 705
04/08/2026	74229048	LIBOR3M	IN FINE	USD	709 940	679 238
12/08/2026	76819037	OIS1D	IN FINE	GBP	454 000	527 473
06/09/2026	63875747	LIBOR3M	IN FINE	USD	1 530 000	1 463 835
28/09/2026	54680080	LIBOR3M	IN FINE	USD	900 901	861 941
18/10/2026	62059135	LIBOR3M	IN FINE	USD	1 100 000	1 052 430
19/10/2026	75531613	LIBOR3M	IN FINE	USD	449 600	430 157
22/10/2026	62115251	LIBOR3M	IN FINE	USD	1 100 000	1 052 430
22/10/2026	76434264	LIBOR3M	IN FINE	USD	1 291 222	1 235 383
31/10/2026	61141422	LIBOR3M	IN FINE	USD	1 750 000	1 674 321
20/11/2026	62612298	LIBOR3M	IN FINE	USD	1 000 000	956 755
22/11/2026	76220626	EURIBOR3M	IN FINE	EUR	450 000	450 000
27/11/2026	69446322	LIBOR3M	IN FINE	USD	1 143 362	1 093 917
02/12/2026	42335253	LIBOR3M	IN FINE	USD	956 938	915 555
18/12/2026	56287727	EURIBOR3M	IN FINE	EUR	2 500 000	2 500 000
20/12/2026	76884286	EURIBOR3M	IN FINE	EUR	5 000 000	5 000 000
20/12/2026	78684953	EURIBOR3M	IN FINE	EUR	5 000 000	5 000 000
29/12/2026	40617579	EURIBOR3M	IN FINE	EUR	881 834	881 834
29/12/2026	40703892	LIBOR3M	IN FINE	USD	2 895 054	2 769 857

CREDIT AGRICOLE CIB FINANCIAL SOLUTIONS
 Half yearly Financial Report for the period ended June, 30 2022

REDEMPTION DATE	LOAN REFERENCE	INTEREST RATE	REDEMPTION	CURRENCY	PRINCIPAL IN CURRENCY	PRINCIPAL IN EUR
29/12/2026	41415544	LIBOR3M	IN FINE	USD	957 396	915 993
29/12/2026	41488812	LIBOR3M	IN FINE	USD	950 841	909 722
29/12/2026	41678922	LIBOR3M	IN FINE	USD	4 770 992	4 564 669
29/12/2026	42045133	LIBOR3M	IN FINE	USD	2 849 003	2 725 797
29/12/2026	42580519	LIBOR3M	IN FINE	USD	3 158 845	3 022 240
29/12/2026	42854224	LIBOR3M	IN FINE	USD	877 193	839 259
29/12/2026	42953236	LIBOR3M	IN FINE	USD	8 680 556	8 305 162
29/12/2026	42953348	LIBOR3M	IN FINE	USD	13 020 833	12 457 743
29/12/2026	43306469	LIBOR3M	IN FINE	USD	8 532 787	8 163 784
29/12/2026	43338090	LIBOR3M	IN FINE	USD	862 069	824 789
29/12/2026	44136738	LIBOR3M	IN FINE	USD	891 663	853 103
29/12/2026	46589818	LIBOR3M	IN FINE	USD	879 740	841 695
29/12/2026	62318984	LIBOR3M	IN FINE	USD	2 779 064	2 658 883
29/12/2026	62526051	LIBOR3M	IN FINE	USD	9 192 021	8 794 510
29/12/2026	63123149	LIBOR3M	IN FINE	USD	1 841 451	1 761 817
29/12/2026	64405786	LIBOR3M	IN FINE	USD	2 731 245	2 613 132
29/12/2026	64820467	LIBOR3M	IN FINE	USD	2 753 809	2 634 720
29/12/2026	71369667	LIBOR3M	IN FINE	USD	2 830 189	2 707 796
29/12/2026	80540919	SOFR1D	IN FINE	USD	786 596	752 580
29/12/2026	80540931	SOFR1D	IN FINE	USD	786 596	752 580
30/12/2026	75980183	LIBOR3M	IN FINE	USD	1 000 000	956 755
30/12/2026	77451782	SOFR1D	IN FINE	USD	1 000 000	956 755
30/12/2026	77602914	SOFR1D	IN FINE	USD	2 125 000	2 033 104
30/12/2026	77773790	SOFR1D	IN FINE	USD	500 000	478 377
30/12/2026	78372364	EURIBOR3M	IN FINE	EUR	800 000	800 000
30/12/2026	78943469	SOFR1D	IN FINE	USD	4 975 000	4 759 855
06/01/2027	42798431	LIBOR3M	IN FINE	USD	4 376 368	4 187 110
08/01/2027	75479751	EURIBOR3M	IN FINE	EUR	1 705 000	1 705 000
10/01/2027	55945790	EURIBOR3M	IN FINE	EUR	500 000	500 000
10/01/2027	62859214	EURIBOR3M	IN FINE	EUR	700 000	700 000
10/01/2027	63223578	EURIBOR3M	IN FINE	EUR	500 000	500 000
10/01/2027	63240745	EURIBOR3M	IN FINE	EUR	500 000	500 000
10/01/2027	64268027	EURIBOR3M	IN FINE	EUR	750 000	750 000
10/01/2027	75329277	LIBOR3M	IN FINE	USD	725 000	693 647
11/01/2027	78498780	EURIBOR3M	IN FINE	EUR	1 970 000	1 970 000
15/01/2027	63544024	EURIBOR3M	IN FINE	EUR	500 000	500 000
21/02/2027	45289205	EURIBOR3M	IN FINE	EUR	1 500 000	1 500 000
19/03/2027	64921697	LIBOR3M	IN FINE	USD	4 536 382	4 340 205
20/03/2027	58127800	EURIBOR3M	IN FINE	EUR	500 000	500 000
12/05/2027	79886263	EURIBOR3M	IN FINE	EUR	1 000 000	1 000 000
19/05/2027	79956643	SOFR1D	IN FINE	USD	778 331	744 672
14/06/2027	80540910	SOFR1D	IN FINE	USD	978 550	936 232
24/06/2027	80540614	SOFR1D	IN FINE	USD	783 453	749 573
25/06/2027	45517796	LIBOR3M	IN FINE	USD	876 424	838 523
25/06/2027	45662034	LIBOR3M	IN FINE	USD	898 876	860 004
28/06/2027	45133601	LIBOR3M	IN FINE	USD	4 591 368	4 392 813
28/06/2027	45186206	LIBOR3M	IN FINE	USD	4 545 455	4 348 885
28/06/2027	45188707	LIBOR3M	IN FINE	USD	8 992 806	8 603 909
28/06/2027	45243167	LIBOR3M	IN FINE	USD	1 829 826	1 750 695
28/06/2027	45243202	LIBOR3M	IN FINE	USD	1 796 945	1 719 236
28/06/2027	45419930	LIBOR3M	IN FINE	USD	2 650 177	2 535 569
28/06/2027	45444357	LIBOR3M	IN FINE	USD	887 311	848 939
28/06/2027	45594590	LIBOR3M	IN FINE	USD	1 794 527	1 716 922
28/06/2027	45662093	LIBOR3M	IN FINE	USD	2 694 449	2 577 927
28/06/2027	45790295	LIBOR3M	IN FINE	USD	4 468 275	4 275 043
28/06/2027	45829232	LIBOR3M	IN FINE	USD	895 897	857 153
28/06/2027	45879572	LIBOR3M	IN FINE	USD	904 159	865 058
28/06/2027	45903645	LIBOR3M	IN FINE	USD	4 560 795	4 363 562
28/06/2027	46004390	LIBOR3M	IN FINE	USD	898 715	859 850
28/06/2027	46107852	LIBOR3M	IN FINE	USD	1 801 153	1 723 261
28/06/2027	46236791	LIBOR3M	IN FINE	USD	1 790 831	1 713 386
28/06/2027	46457449	LIBOR3M	IN FINE	USD	888 731	850 297
28/06/2027	46457481	LIBOR3M	IN FINE	USD	1 200 000	1 148 106
28/06/2027	46457495	LIBOR3M	IN FINE	USD	883 002	844 817
28/06/2027	46855592	LIBOR3M	IN FINE	USD	893 815	855 162
28/06/2027	46921366	LIBOR3M	IN FINE	USD	903 791	864 707
28/06/2027	47179168	LIBOR3M	IN FINE	USD	909 587	870 252
28/06/2027	47653513	LIBOR3M	IN FINE	USD	1 833 181	1 753 904

CREDIT AGRICOLE CIB FINANCIAL SOLUTIONS
 Half yearly Financial Report for the period ended June, 30 2022

REDEMPTION DATE	LOAN REFERENCE	INTEREST RATE	REDEMPTION	CURRENCY	PRINCIPAL IN CURRENCY	PRINCIPAL IN EUR
28/06/2027	47661633	LIBOR3M	IN FINE	USD	908 430	869 145
28/06/2027	47661905	LIBOR3M	IN FINE	USD	905 223	866 076
28/06/2027	48035223	LIBOR3M	IN FINE	USD	889 680	851 205
28/06/2027	56734308	LIBOR3M	IN FINE	USD	881 368	843 253
28/06/2027	66020244	LIBOR3M	IN FINE	USD	20 000 000	19 135 094
29/06/2027	47435451	LIBOR3M	IN FINE	USD	9 137 427	8 742 276
30/06/2027	46573508	EURIBOR3M	IN FINE	EUR	5 000 000	5 000 000
30/06/2027	58291869	EURIBOR3M	IN FINE	EUR	500 000	500 000
30/06/2027	66566320	EURIBOR3M	IN FINE	EUR	1 500 000	1 500 000
30/06/2027	66879633	EURIBOR3M	IN FINE	EUR	900 000	900 000
30/06/2027	71887738	EURIBOR3M	IN FINE	EUR	750 000	750 000
30/06/2027	78463634	EURIBOR3M	IN FINE	EUR	500 000	500 000
30/06/2027	79068830	SOFR1D	IN FINE	USD	3 150 000	3 013 777
30/06/2027	80114315	SOFR1D	IN FINE	USD	2 050 000	1 961 347
30/06/2027	80887597	SOFR1D	IN FINE	USD	2 223 869	2 127 697
30/06/2027	80931222	EURIBOR3M	IN FINE	EUR	1 000 000	1 000 000
30/06/2027	80966100	EURIBOR3M	IN FINE	EUR	1 000 000	1 000 000
30/07/2027	80573770	SOFR1D	IN FINE	USD	1 200 000	1 148 106
18/11/2027	41826494	EURIBOR3M	IN FINE	EUR	5 000 000	5 000 000
22/11/2027	76931293	EURIBOR3M	IN FINE	EUR	500 000	500 000
22/12/2027	49225656	LIBOR3M	IN FINE	USD	887 784	849 392
29/12/2027	47688816	LIBOR3M	IN FINE	USD	897 263	858 461
29/12/2027	47940857	LIBOR3M	IN FINE	USD	4 453 549	4 260 954
29/12/2027	47967269	LIBOR3M	IN FINE	USD	884 956	846 686
29/12/2027	48041301	LIBOR3M	IN FINE	USD	1 327 434	1 270 028
29/12/2027	48073227	LIBOR3M	IN FINE	USD	1 772 264	1 695 622
29/12/2027	48475111	LIBOR3M	IN FINE	USD	1 762 891	1 686 654
29/12/2027	48941744	LIBOR3M	IN FINE	USD	883 392	845 190
29/12/2027	49503384	LIBOR3M	IN FINE	USD	881 834	843 699
29/12/2027	50150019	LIBOR3M	IN FINE	USD	906 968	867 746
30/12/2027	48570142	EURIBOR3M	IN FINE	EUR	500 000	500 000
30/12/2027	69824471	EURIBOR3M	IN FINE	EUR	4 000 000	4 000 000
30/12/2027	70839895	EURIBOR3M	IN FINE	EUR	1 300 000	1 300 000
06/01/2028	55120754	LIBOR3M	IN FINE	USD	1 000 000	956 755
22/04/2028	72243272	EURIBOR3M	IN FINE	EUR	500 000	500 000
27/04/2028	72276064	EURIBOR3M	IN FINE	EUR	1 200 000	1 200 000
03/06/2028	77573361	LIBOR3M	IN FINE	USD	94 610	90 519
27/06/2028	51664840	LIBOR3M	IN FINE	USD	933 707	893 328
27/06/2028	52006620	LIBOR3M	IN FINE	USD	931 793	891 497
27/06/2028	52860254	LIBOR3M	IN FINE	USD	4 566 210	4 368 743
27/06/2028	54447186	LIBOR3M	IN FINE	USD	4 534 325	4 338 237
27/06/2028	54719855	LIBOR3M	IN FINE	USD	1 816 695	1 738 132
28/06/2028	51661931	LIBOR3M	IN FINE	USD	1 863 933	1 783 327
28/06/2028	51664869	LIBOR3M	IN FINE	USD	933 707	893 328
28/06/2028	51683621	LIBOR3M	IN FINE	USD	2 801 100	2 679 966
28/06/2028	52135631	LIBOR3M	IN FINE	USD	1 829 826	1 750 695
28/06/2028	52342374	LIBOR3M	IN FINE	USD	909 918	870 568
28/06/2028	52349866	LIBOR3M	IN FINE	USD	910 415	871 044
28/06/2028	52349953	LIBOR3M	IN FINE	USD	910 415	871 044
28/06/2028	52561896	LIBOR3M	IN FINE	USD	2 735 479	2 617 183
28/06/2028	52569049	LIBOR3M	IN FINE	USD	901 469	862 485
28/06/2028	52624985	LIBOR3M	IN FINE	USD	9 212 346	8 813 955
28/06/2028	52860311	LIBOR3M	IN FINE	USD	9 101 656	8 708 052
28/06/2028	52944290	LIBOR3M	IN FINE	USD	910 249	870 885
28/06/2028	53023827	LIBOR3M	IN FINE	USD	909 504	870 173
28/06/2028	53182176	LIBOR3M	IN FINE	USD	904 241	865 137
28/06/2028	53304712	LIBOR3M	IN FINE	USD	1 814 882	1 736 397
28/06/2028	53545206	LIBOR3M	IN FINE	USD	4 503 693	4 308 929
28/06/2028	53624090	LIBOR3M	IN FINE	USD	1 798 399	1 720 627
28/06/2028	53624093	LIBOR3M	IN FINE	USD	4 535 000	4 338 883
28/06/2028	53888615	LIBOR3M	IN FINE	USD	1 784 917	1 707 728
28/06/2028	53952023	LIBOR3M	IN FINE	USD	896 138	857 384
28/06/2028	54155020	LIBOR3M	IN FINE	USD	2 725 200	2 607 348
28/06/2028	54367963	LIBOR3M	IN FINE	USD	903 832	864 746
28/06/2028	54449246	LIBOR3M	IN FINE	USD	2 692 920	2 576 464
28/06/2028	54666610	LIBOR3M	IN FINE	USD	1 805 706	1 727 618
28/06/2028	54680063	LIBOR3M	IN FINE	USD	1 801 802	1 723 882
28/06/2028	54818320	LIBOR3M	IN FINE	USD	2 678 571	2 562 736

CREDIT AGRICOLE CIB FINANCIAL SOLUTIONS
 Half yearly Financial Report for the period ended June, 30 2022

REDEMPTION DATE	LOAN REFERENCE	INTEREST RATE	REDEMPTION	CURRENCY	PRINCIPAL IN CURRENCY	PRINCIPAL IN EUR
28/06/2028	54902961	LIBOR3M	IN FINE	USD	2 678 571	2 562 736
28/06/2028	54997279	LIBOR3M	IN FINE	USD	892 857	854 245
28/06/2028	55128445	LIBOR3M	IN FINE	USD	887 075	848 713
28/06/2028	55221944	LIBOR3M	IN FINE	USD	885 975	847 661
28/06/2028	70101991	LIBOR3M	IN FINE	USD	1 774 151	1 697 427
29/06/2028	68483654	EURIBOR3M	IN FINE	EUR	420 000	420 000
30/06/2028	51839560	EURIBOR3M	IN FINE	EUR	500 000	500 000
30/06/2028	66872035	EURIBOR3M	IN FINE	EUR	600 000	600 000
30/06/2028	66970725	EURIBOR3M	IN FINE	EUR	2 000 000	2 000 000
30/06/2028	72505698	EURIBOR3M	IN FINE	EUR	500 000	500 000
30/06/2028	72770566	EURIBOR3M	IN FINE	EUR	500 000	500 000
30/06/2028	74391452	EURIBOR3M	IN FINE	EUR	2 000 000	2 000 000
30/06/2028	74395921	EURIBOR3M	IN FINE	EUR	2 000 000	2 000 000
30/06/2028	78967272	EURIBOR3M	IN FINE	EUR	500 000	500 000
10/08/2028	53767803	EURIBOR3M	IN FINE	EUR	10 000 000	10 000 000
10/08/2028	80540544	EURIBOR3M	IN FINE	EUR	900 000	900 000
18/08/2028	67583878	LIBOR3M	IN FINE	USD	4 672 024	4 469 981
25/08/2028	39663868	EURIBOR3M	IN FINE	EUR	4 400 000	4 400 000
25/08/2028	67698803	LIBOR3M	IN FINE	USD	508 234	486 255
23/09/2028	79956685	LIBOR3M	IN FINE	USD	1 786 774	1 709 504
11/10/2028	55055659	EURIBOR3M	IN FINE	EUR	500 000	500 000
12/10/2028	54980641	LIBOR3M	IN FINE	USD	4 432 624	4 240 934
02/11/2028	73774748	EURIBOR3M	IN FINE	EUR	2 090 000	2 090 000
22/11/2028	76220632	EURIBOR3M	IN FINE	EUR	500 000	500 000
07/12/2028	76613061	EURIBOR3M	IN FINE	EUR	500 000	500 000
28/12/2028	54997855	LIBOR3M	IN FINE	USD	1 774 308	1 697 578
28/12/2028	55096223	LIBOR3M	IN FINE	USD	1 772 421	1 695 772
28/12/2028	55096624	LIBOR3M	IN FINE	USD	887 548	849 165
28/12/2028	55318471	LIBOR3M	IN FINE	USD	874 126	836 324
28/12/2028	55353734	LIBOR3M	IN FINE	USD	893 895	855 238
28/12/2028	55354343	LIBOR3M	IN FINE	USD	2 681 684	2 565 714
28/12/2028	55354765	LIBOR3M	IN FINE	USD	4 469 474	4 276 190
28/12/2028	55571919	LIBOR3M	IN FINE	USD	888 494	850 071
28/12/2028	55572848	LIBOR3M	IN FINE	USD	443 616	424 432
28/12/2028	55969273	LIBOR3M	IN FINE	USD	4 431 838	4 240 182
28/12/2028	56070475	LIBOR3M	IN FINE	USD	4 431 838	4 240 182
28/12/2028	56239496	LIBOR3M	IN FINE	USD	886 054	847 736
28/12/2028	56242945	LIBOR3M	IN FINE	USD	886 054	847 736
28/12/2028	57148985	LIBOR3M	IN FINE	USD	4 635 639	4 435 169
28/12/2028	57320879	LIBOR3M	IN FINE	USD	2 737 476	2 619 093
28/12/2028	58185109	LIBOR3M	IN FINE	USD	4 472 272	4 278 867
28/12/2028	58211049	LIBOR3M	IN FINE	USD	1 788 589	1 711 241
28/12/2028	75501645	EURIBOR3M	IN FINE	EUR	3 370 000	3 370 000
28/12/2028	76858572	LIBOR3M	IN FINE	USD	882 223	844 071
29/12/2028	58234003	LIBOR3M	IN FINE	USD	33 964 962	32 496 137
30/12/2028	68319932	EURIBOR3M	IN FINE	EUR	7 000 000	7 000 000
30/12/2028	69365923	EURIBOR3M	IN FINE	EUR	500 000	500 000
30/12/2028	76001761	EURIBOR3M	IN FINE	EUR	1 000 000	1 000 000
05/01/2029	69768307	EURIBOR3M	IN FINE	EUR	500 000	500 000
10/01/2029	56311003	EURIBOR3M	IN FINE	EUR	500 000	500 000
10/01/2029	57931776	EURIBOR3M	IN FINE	EUR	500 000	500 000
10/01/2029	58101854	EURIBOR3M	IN FINE	EUR	500 000	500 000
05/03/2029	78412705	EURIBOR3M	IN FINE	EUR	500 000	500 000
13/03/2029	65388658	EURIBOR3M	IN FINE	EUR	1 620 000	1 620 000
27/03/2029	58211091	LIBOR3M	IN FINE	USD	1 411 120	1 350 096
27/03/2029	58225711	LIBOR3M	IN FINE	USD	1 042 300	997 225
27/03/2029	58265185	LIBOR3M	IN FINE	USD	1 000 000	956 755
16/05/2029	59184525	LIBOR3M	IN FINE	USD	697 200	667 049
29/05/2029	73801745	EURIBOR3M	IN FINE	EUR	1 750 000	1 750 000
04/06/2029	59494720	LIBOR3M	IN FINE	USD	914 077	874 547
14/06/2029	76967662	OIS1D	IN FINE	GBP	4 250 000	4 937 799
26/06/2029	59879567	LIBOR3M	IN FINE	USD	10 000 000	9 567 547
27/06/2029	59757442	LIBOR3M	IN FINE	USD	914 077	874 547
27/06/2029	59858142	LIBOR3M	IN FINE	USD	4 626 631	4 426 551
27/06/2029	79814087	SOFR1D	IN FINE	USD	2 392 917	2 289 435
27/06/2029	80195389	SOFR1D	IN FINE	USD	7 814 942	7 476 983
27/06/2029	80887578	SOFR1D	IN FINE	USD	746 213	713 943
27/06/2029	81137320	SOFR1D	IN FINE	USD	746 213	713 943

CREDIT AGRICOLE CIB FINANCIAL SOLUTIONS
Half yearly Financial Report for the period ended June, 30 2022

REDEMPTION DATE	LOAN REFERENCE	INTEREST RATE	REDEMPTION	CURRENCY	PRINCIPAL IN CURRENCY	PRINCIPAL IN EUR
28/06/2029	58616910	LIBOR3M	IN FINE	USD	904 241	865 137
28/06/2029	58828654	LIBOR3M	IN FINE	USD	2 694 449	2 577 927
28/06/2029	58835643	LIBOR3M	IN FINE	USD	2 694 449	2 577 927
28/06/2029	59677948	LIBOR3M	IN FINE	USD	4 563 293	4 365 952
28/06/2029	60193023	LIBOR3M	IN FINE	USD	4 616 805	4 417 150
28/06/2029	60304261	LIBOR3M	IN FINE	USD	925 241	885 228
28/06/2029	60327015	LIBOR3M	IN FINE	USD	4 654 627	4 453 336
28/06/2029	60327094	LIBOR3M	IN FINE	USD	4 654 627	4 453 336
28/06/2029	60465298	LIBOR3M	IN FINE	USD	927 386	887 281
28/06/2029	60520424	LIBOR3M	IN FINE	USD	1 839 419	1 759 873
28/06/2029	60520471	LIBOR3M	IN FINE	USD	2 758 621	2 639 323
28/06/2029	60567102	LIBOR3M	IN FINE	USD	9 239 582	8 840 014
28/06/2029	60567105	LIBOR3M	IN FINE	USD	9 239 582	8 840 014
28/06/2029	60922809	LIBOR3M	IN FINE	USD	14 153 614	13 541 536
28/06/2029	61056993	LIBOR3M	IN FINE	USD	948 047	907 048
28/06/2029	80077492	SOFR1D	IN FINE	USD	7 642 339	7 311 843
28/06/2029	80450043	SOFR1D	IN FINE	USD	773 515	740 064
30/06/2029	58459514	EURIBOR3M	IN FINE	EUR	500 000	500 000
30/06/2029	65820496	EURIBOR3M	IN FINE	EUR	400 000	400 000
30/06/2029	71887402	EURIBOR3M	IN FINE	EUR	750 000	750 000
30/06/2029	73024239	EURIBOR3M	IN FINE	EUR	1 000 000	1 000 000
30/06/2029	78730254	EURIBOR3M	IN FINE	EUR	2 000 000	2 000 000
30/06/2029	81020128	EURIBOR3M	IN FINE	EUR	1 000 000	1 000 000
10/07/2029	60231241	LIBOR3M	IN FINE	USD	1 846 722	1 766 860
10/07/2029	60605212	EURIBOR3M	IN FINE	EUR	5 000 000	5 000 000
16/07/2029	81165716	EURIBOR3M	IN FINE	EUR	2 720 000	2 720 000
16/07/2029	81165718	EURIBOR3M	IN FINE	EUR	50 000	50 000
18/07/2029	60332155	EURIBOR3M	IN FINE	EUR	4 000 000	4 000 000
01/08/2029	60578002	EURIBOR3M	IN FINE	EUR	1 000 000	1 000 000
06/08/2029	60671142	LIBOR3M	IN FINE	USD	2 772 643	2 652 739
25/09/2029	77301018	LIBOR3M	IN FINE	USD	552 229	528 348
30/09/2029	75199088	LIBOR3M	IN FINE	USD	971 651	929 632
03/10/2029	61754852	LIBOR3M	IN FINE	USD	922 424	882 534
15/10/2029	61913627	LIBOR3M	IN FINE	USD	931 446	891 165
17/10/2029	62034384	LIBOR3M	IN FINE	USD	1 000 000	956 755
05/11/2029	71089544	LIBOR3M	IN FINE	USD	938 483	897 898
07/11/2029	62416168	EURIBOR3M	IN FINE	EUR	1 000 000	1 000 000
03/12/2029	73338747	EURIBOR3M	IN FINE	EUR	384 000	384 000
07/12/2029	69614363	LIBOR3M	IN FINE	USD	3 468 000	3 318 025
09/12/2029	62938082	EURIBOR3M	IN FINE	EUR	500 000	500 000
10/12/2029	62952025	EURIBOR3M	IN FINE	EUR	15 000 000	15 000 000
17/12/2029	63075891	LIBOR3M	IN FINE	USD	917 852	878 159
20/12/2029	63155229	LIBOR3M	IN FINE	USD	1 840 265	1 760 682
27/12/2029	61959480	LIBOR3M	IN FINE	USD	931 619	891 331
27/12/2029	62859268	LIBOR3M	IN FINE	USD	920 810	880 990
27/12/2029	63076186	LIBOR3M	IN FINE	USD	919 202	879 451
27/12/2029	63222892	LIBOR3M	IN FINE	USD	22 097 412	21 141 803
27/12/2029	63546318	LIBOR3M	IN FINE	USD	914 746	875 187
27/12/2029	63890184	LIBOR3M	IN FINE	USD	1 819 505	1 740 820
27/12/2029	64261768	LIBOR3M	IN FINE	USD	916 842	877 193
27/12/2029	64261770	LIBOR3M	IN FINE	USD	916 842	877 193
27/12/2029	65146300	LIBOR3M	IN FINE	USD	931 619	891 331
27/12/2029	65894643	LIBOR3M	IN FINE	USD	1 859 082	1 778 685
28/12/2029	63223441	LIBOR3M	IN FINE	USD	919 963	880 179
28/12/2029	63498947	LIBOR3M	IN FINE	USD	912 409	872 951
28/12/2029	64261777	LIBOR3M	IN FINE	USD	4 583 372	4 385 162
28/12/2029	64328435	LIBOR3M	IN FINE	USD	5 479 452	5 242 491
28/12/2029	64345243	LIBOR3M	IN FINE	USD	2 753 051	2 633 995
28/12/2029	65291715	LIBOR3M	IN FINE	USD	943 841	903 025
30/12/2029	64185082	LIBOR3M	IN FINE	USD	2 300 000	2 200 536
30/12/2029	76931281	EURIBOR3M	IN FINE	EUR	750 000	750 000
30/12/2029	80737505	EURIBOR3M	IN FINE	EUR	1 200 000	1 200 000
05/01/2030	64437567	LIBOR3M	IN FINE	USD	1 300 000	1 243 781
05/01/2030	64443642	LIBOR3M	IN FINE	USD	1 300 000	1 243 781
06/01/2030	74784337	LIBOR3M	IN FINE	USD	3 302 028	3 159 231
07/01/2030	64827570	LIBOR3M	IN FINE	USD	3 600 000	3 444 317
07/01/2030	68916811	LIBOR3M	IN FINE	USD	6 665 000	6 376 770
10/01/2030	62587660	EURIBOR3M	IN FINE	EUR	500 000	500 000

CREDIT AGRICOLE CIB FINANCIAL SOLUTIONS
 Half yearly Financial Report for the period ended June, 30 2022

REDEMPTION DATE	LOAN REFERENCE	INTEREST RATE	REDEMPTION	CURRENCY	PRINCIPAL IN CURRENCY	PRINCIPAL IN EUR
10/01/2030	62591507	EURIBOR3M	IN FINE	EUR	500 000	500 000
10/01/2030	62859232	EURIBOR3M	IN FINE	EUR	800 000	800 000
10/01/2030	64820075	EURIBOR3M	IN FINE	EUR	2 000 000	2 000 000
10/01/2030	65075886	EURIBOR3M	IN FINE	EUR	3 000 000	3 000 000
10/01/2030	73479769	EURIBOR3M	IN FINE	EUR	1 200 000	1 200 000
29/01/2030	63835440	LIBOR3M	IN FINE	USD	915 164	875 588
29/01/2030	63843350	EURIBOR3M	IN FINE	EUR	1 000 000	1 000 000
05/02/2030	74784298	LIBOR3M	IN FINE	USD	2 790 000	2 669 346
19/02/2030	64216564	LIBOR3M	IN FINE	USD	1 198 830	1 146 986
04/03/2030	64537613	LIBOR3M	IN FINE	USD	455 208	435 522
20/03/2030	65005816	LIBOR3M	IN FINE	USD	1 187 382	1 136 033
26/03/2030	65152767	LIBOR3M	IN FINE	USD	960 799	919 249
27/03/2030	58158362	LIBOR3M	IN FINE	USD	2 506 513	2 398 118
28/03/2030	58294113	LIBOR3M	IN FINE	USD	2 560 647	2 449 911
24/04/2030	32009514	LIBOR3M	IN FINE	USD	3 000 000	2 870 264
26/06/2030	66396190	LIBOR3M	IN FINE	USD	930 233	890 004
27/06/2030	68192868	LIBOR3M	IN FINE	USD	940 557	899 882
28/06/2030	65996958	LIBOR3M	IN FINE	USD	1 403 181	1 342 500
28/06/2030	65996963	LIBOR3M	IN FINE	USD	1 403 181	1 342 500
28/06/2030	66330646	LIBOR3M	IN FINE	USD	12 060 232	11 538 684
28/06/2030	66958487	LIBOR3M	IN FINE	USD	9 338 812	8 934 952
30/06/2030	78684913	EURIBOR3M	IN FINE	EUR	500 000	500 000
30/06/2030	80571723	EURIBOR3M	IN FINE	EUR	4 000 000	4 000 000
05/07/2030	78685078	LIBOR3M	IN FINE	USD	555 308	531 294
06/07/2030	73697216	LIBOR3M	IN FINE	USD	1 164 699	1 114 332
28/07/2030	67236436	LIBOR3M	IN FINE	USD	1 190 000	1 138 538
24/09/2030	68209664	LIBOR3M	IN FINE	USD	941 088	900 390
27/12/2030	71396086	LIBOR3M	IN FINE	USD	947 957	906 962
30/12/2030	68760379	LIBOR3M	IN FINE	USD	1 800 000	1 722 158
30/12/2030	69409016	EURIBOR3M	IN FINE	EUR	500 000	500 000
30/12/2030	69497716	LIBOR3M	IN FINE	USD	2 758 040	2 638 768
30/12/2030	69824462	LIBOR3M	IN FINE	USD	2 790 340	2 669 671
30/12/2030	71028032	EURIBOR3M	IN FINE	EUR	7 500 000	7 500 000
30/12/2030	71028104	EURIBOR3M	IN FINE	EUR	7 500 000	7 500 000
30/12/2030	71341478	EURIBOR3M	IN FINE	EUR	2 000 000	2 000 000
15/01/2031	70239900	LIBOR3M	IN FINE	USD	14 492 754	13 866 010
04/03/2031	71309048	LIBOR3M	IN FINE	USD	945 358	904 476
26/03/2031	71705600	EURIBOR3M	IN FINE	EUR	1 300 000	1 300 000
23/04/2031	72243347	EURIBOR3M	IN FINE	EUR	500 000	500 000
27/04/2031	72276081	EURIBOR3M	IN FINE	EUR	500 000	500 000
14/05/2031	72660919	LIBOR3M	IN FINE	USD	926 612	886 541
29/05/2031	76391446	LIBOR3M	IN FINE	USD	1 064 113	1 018 095
18/06/2031	73356321	EURIBOR3M	IN FINE	EUR	2 500 000	2 500 000
24/06/2031	73468997	LIBOR3M	IN FINE	USD	4 595 588	4 396 851
30/06/2031	39164650	EURIBOR3M	IN FINE	EUR	17 921 147	17 921 147
30/06/2031	72036004	EURIBOR3M	IN FINE	EUR	500 000	500 000
30/06/2031	74143949	EURIBOR3M	IN FINE	EUR	1 750 000	1 750 000
30/06/2031	75264078	LIBOR3M	IN FINE	USD	913 159	873 669
30/06/2031	79794093	EURIBOR3M	IN FINE	EUR	500 000	500 000
07/07/2031	73703195	EURIBOR3M	IN FINE	EUR	30 000 000	30 000 000
27/08/2031	74594740	LIBOR3M	IN FINE	USD	1 829 207	1 750 102
15/10/2031	75479741	LIBOR3M	IN FINE	USD	903 996	864 902
25/10/2031	75677493	EURIBOR3M	IN FINE	EUR	500 000	500 000
15/12/2031	76793279	LIBOR3M	IN FINE	USD	2 651 816	2 537 138
26/12/2031	73479762	EURIBOR3M	IN FINE	EUR	1 000 000	1 000 000
29/12/2031	75427359	LIBOR3M	IN FINE	USD	8 986 341	8 597 724
29/12/2031	76062368	LIBOR3M	IN FINE	USD	8 807 469	8 426 587
29/12/2031	78562077	SOFR1D	IN FINE	USD	867 303	829 796
30/12/2031	73774956	EURIBOR3M	IN FINE	EUR	1 000 000	1 000 000
30/12/2031	73931679	EURIBOR3M	IN FINE	EUR	900 000	900 000
30/12/2031	74622785	EURIBOR3M	IN FINE	EUR	1 100 000	1 100 000
30/12/2031	74835599	EURIBOR3M	IN FINE	EUR	500 000	500 000
30/12/2031	75164851	EURIBOR3M	IN FINE	EUR	4 000 000	4 000 000
30/12/2031	75317627	EURIBOR3M	IN FINE	EUR	1 000 000	1 000 000
30/12/2031	75379672	EURIBOR3M	IN FINE	EUR	500 000	500 000
30/12/2031	75531645	EURIBOR3M	IN FINE	EUR	1 500 000	1 500 000
30/12/2031	75553566	EURIBOR3M	IN FINE	EUR	1 000 000	1 000 000
30/12/2031	75611110	EURIBOR3M	IN FINE	EUR	500 000	500 000

CREDIT AGRICOLE CIB FINANCIAL SOLUTIONS
 Half yearly Financial Report for the period ended June, 30 2022

REDEMPTION DATE	LOAN REFERENCE	INTEREST RATE	REDEMPTION	CURRENCY	PRINCIPAL IN CURRENCY	PRINCIPAL IN EUR
30/12/2031	75980165	EURIBOR3M	IN FINE	EUR	500 000	500 000
30/12/2031	75980185	EURIBOR3M	IN FINE	EUR	2 000 000	2 000 000
30/12/2031	76062382	EURIBOR3M	IN FINE	EUR	500 000	500 000
30/12/2031	76474607	EURIBOR3M	IN FINE	EUR	1 000 000	1 000 000
30/12/2031	76679026	EURIBOR3M	IN FINE	EUR	500 000	500 000
30/12/2031	76816348	EURIBOR3M	IN FINE	EUR	1 000 000	1 000 000
30/12/2031	77160230	EURIBOR3M	IN FINE	EUR	500 000	500 000
30/12/2031	77410041	EURIBOR3M	IN FINE	EUR	1 000 000	1 000 000
30/12/2031	77411572	EURIBOR3M	IN FINE	EUR	500 000	500 000
30/12/2031	77888192	EURIBOR3M	IN FINE	EUR	1 000 000	1 000 000
31/12/2031	73785358	EURIBOR3M	IN FINE	EUR	500 000	500 000
31/12/2031	77888206	EURIBOR3M	IN FINE	EUR	500 000	500 000
20/01/2032	77528296	EURIBOR3M	IN FINE	EUR	500 000	500 000
20/01/2032	77535105	EURIBOR3M	IN FINE	EUR	500 000	500 000
08/03/2032	78498802	EURIBOR3M	IN FINE	EUR	500 000	500 000
06/04/2032	79160325	SOFR1D	IN FINE	USD	1 450 000	1 387 294
06/04/2032	79160343	EURIBOR3M	IN FINE	EUR	1 000 000	1 000 000
07/04/2032	79188653	SOFR1D	IN FINE	USD	920 000	880 214
07/04/2032	79188655	SOFR1D	IN FINE	USD	1 042 500	997 417
11/04/2032	79268888	EURIBOR3M	IN FINE	EUR	700 000	700 000
27/04/2032	79530866	EURIBOR3M	IN FINE	EUR	500 000	500 000
28/04/2032	79637282	EURIBOR3M	IN FINE	EUR	15 000 000	15 000 000
03/05/2032	79684789	EURIBOR3M	IN FINE	EUR	15 000 000	15 000 000
23/06/2032	80797021	EURIBOR3M	IN FINE	EUR	4 218 000	4 218 000
28/06/2032	79921310	SOFR1D	IN FINE	USD	781 067	747 289
28/06/2032	79945139	SOFR1D	IN FINE	USD	3 800 000	3 635 668
28/06/2032	80540917	SOFR1D	IN FINE	USD	788 457	754 360
30/06/2032	78811861	EURIBOR3M	IN FINE	EUR	500 000	500 000
30/06/2032	79590394	EURIBOR3M	IN FINE	EUR	500 000	500 000
30/06/2032	79590396	EURIBOR3M	IN FINE	EUR	500 000	500 000
30/06/2032	79794105	EURIBOR3M	IN FINE	EUR	500 000	500 000
30/06/2032	80071171	EURIBOR3M	IN FINE	EUR	500 000	500 000
30/06/2032	80071252	EURIBOR3M	IN FINE	EUR	500 000	500 000
09/02/2033	50179975	LIBOR3M	IN FINE	USD	913 659	874 148
25/02/2033	64347725	LIBOR3M	IN FINE	USD	457 875	438 074
28/07/2033	67200382	LIBOR3M	IN FINE	USD	465 203	445 085
25/08/2033	67682233	LIBOR3M	IN FINE	USD	472 099	451 683
28/09/2033	68308766	LIBOR3M	IN FINE	USD	4 720 098	4 515 976
27/02/2034	57669063	LIBOR3M	IN FINE	USD	3 644 315	3 486 715
21/07/2034	73937615	LIBOR3M	IN FINE	USD	451 141	431 632
23/08/2034	60961894	LIBOR3M	IN FINE	USD	939 850	899 206
06/09/2034	71142036	LIBOR3M	IN FINE	USD	4 117 535	3 939 471
15/09/2034	61913607	LIBOR3M	IN FINE	USD	931 793	891 497
28/09/2034	75132525	LIBOR3M	IN FINE	USD	4 537 205	4 340 992
29/11/2034	72589856	LIBOR3M	IN FINE	USD	1 020 000	975 890
19/12/2034	63204011	LIBOR3M	IN FINE	USD	1 102 333	1 054 663
30/12/2034	63268212	LIBOR3M	IN FINE	USD	546 600	522 962
30/12/2034	78995201	LIBOR3M	IN FINE	USD	680 000	650 593
25/01/2035	61583621	LIBOR3M	IN FINE	USD	9 409 993	9 003 055
07/02/2035	72589872	LIBOR3M	IN FINE	USD	1 768 000	1 691 542
05/03/2035	64541095	LIBOR3M	IN FINE	USD	3 643 651	3 486 080
05/03/2035	64544035	LIBOR3M	IN FINE	USD	910 913	871 520
06/03/2035	64541104	LIBOR3M	IN FINE	USD	18 233 203	17 444 702
12/03/2035	71401239	LIBOR3M	IN FINE	USD	5 661 446	5 416 615
27/03/2035	71680659	LIBOR3M	IN FINE	USD	6 550 627	6 267 343
07/04/2035	77301011	LIBOR3M	IN FINE	USD	851 975	815 131
16/04/2035	65454021	LIBOR3M	IN FINE	USD	1 811 430	1 733 094
16/04/2035	65508222	LIBOR3M	IN FINE	USD	905 633	866 469
22/05/2035	74880133	LIBOR3M	IN FINE	USD	600 000	574 053
22/07/2035	67141274	LIBOR3M	IN FINE	USD	1 500 000	1 435 132
22/07/2035	67151437	LIBOR3M	IN FINE	USD	1 340 000	1 282 051
24/08/2035	77300998	LIBOR3M	IN FINE	USD	1 680 000	1 607 348
24/08/2035	77489009	LIBOR3M	IN FINE	USD	2 935 000	2 808 075
10/09/2035	68025608	LIBOR3M	IN FINE	USD	473 934	453 438
14/09/2035	68062846	LIBOR3M	IN FINE	USD	1 130 000	1 081 133
22/09/2035	76571270	LIBOR3M	IN FINE	USD	2 272 000	2 173 747
03/12/2035	69520047	LIBOR3M	IN FINE	USD	2 869 989	2 745 876
26/01/2036	70515254	LIBOR3M	IN FINE	USD	2 370 000	2 267 509

CREDIT AGRICOLE CIB FINANCIAL SOLUTIONS
 Half yearly Financial Report for the period ended June, 30 2022

REDEMPTION DATE	LOAN REFERENCE	INTEREST RATE	REDEMPTION	CURRENCY	PRINCIPAL IN CURRENCY	PRINCIPAL IN EUR
26/01/2036	70515257	LIBOR3M	IN FINE	USD	2 080 000	1 990 050
27/01/2036	70569654	LIBOR3M	IN FINE	USD	1 333 830	1 276 148
04/02/2036	70664022	LIBOR3M	IN FINE	USD	480 492	459 713
15/02/2036	70923029	LIBOR3M	IN FINE	USD	1 932 741	1 849 159
26/03/2036	71682313	LIBOR3M	IN FINE	USD	9 263 548	8 862 943
16/04/2036	72118145	LIBOR3M	IN FINE	USD	3 850 000	3 683 506
25/04/2036	72267232	LIBOR3M	IN FINE	USD	1 829 491	1 750 374
06/05/2036	72505701	LIBOR3M	IN FINE	USD	1 160 000	1 109 835
19/05/2036	72745892	LIBOR3M	IN FINE	USD	463 951	443 887
25/05/2036	72770495	LIBOR3M	IN FINE	USD	1 850 000	1 769 996
11/06/2036	73231761	LIBOR3M	IN FINE	USD	570 000	545 350
29/10/2036	75818856	LIBOR3M	IN FINE	USD	1 940 000	1 856 104
26/11/2036	76319384	LIBOR3M	IN FINE	USD	1 155 928	1 105 940
08/12/2036	76679007	LIBOR3M	IN FINE	USD	874 355	836 543
28/01/2037	77737137	SOFR1D	IN FINE	USD	1 290 000	1 234 214
02/03/2037	74143953	LIBOR3M	IN FINE	USD	3 585 982	3 430 905
09/03/2037	78499740	SOFR1D	IN FINE	USD	868 583	831 021
28/08/2037	47208120	LIBOR3M	IN FINE	USD	4 519 161	4 323 729
02/11/2037	48290471	LIBOR3M	IN FINE	USD	8 877 053	8 493 162
21/09/2038	56287902	LIBOR3M	IN FINE	USD	881 523	843 402
21/09/2038	56313883	LIBOR3M	IN FINE	USD	881 523	843 402
14/12/2038	56282397	LIBOR3M	IN FINE	USD	4 866 163	4 655 724
14/01/2039	63499029	LIBOR3M	IN FINE	USD	2 055 545	1 966 653
10/03/2039	68025610	LIBOR3M	IN FINE	USD	2 800 830	2 679 707
28/03/2039	58294123	LIBOR3M	IN FINE	USD	4 115 040	3 937 084
27/06/2039	59960748	LIBOR3M	IN FINE	USD	3 386 832	3 240 367
08/07/2039	60165934	LIBOR3M	IN FINE	USD	922 935	883 022
11/07/2039	60230424	LIBOR3M	IN FINE	USD	4 644 682	4 443 821
11/07/2039	60260695	LIBOR3M	IN FINE	USD	2 792 000	2 671 259
19/07/2039	60330654	LIBOR3M	IN FINE	USD	9 228 500	8 829 411
22/07/2039	60392593	LIBOR3M	IN FINE	USD	9 291 100	8 889 303
09/08/2039	60713653	LIBOR3M	IN FINE	USD	4 622 354	4 422 459
19/08/2039	60874287	LIBOR3M	IN FINE	USD	927 128	887 034
20/09/2039	61480547	LIBOR3M	IN FINE	USD	944 287	903 451
26/09/2039	61614795	LIBOR3M	IN FINE	USD	1 880 583	1 799 257
11/10/2039	61893028	LIBOR3M	IN FINE	USD	932 140	891 830
17/10/2039	61978204	LIBOR3M	IN FINE	USD	1 857 700	1 777 363
24/10/2039	62219895	LIBOR3M	IN FINE	USD	1 862 197	1 781 666
07/11/2039	62351574	LIBOR3M	IN FINE	USD	919 963	880 179
07/11/2039	62378953	LIBOR3M	IN FINE	USD	933 097	892 745
07/11/2039	62416422	LIBOR3M	IN FINE	USD	920 471	880 665
07/11/2039	62416456	LIBOR3M	IN FINE	USD	1 840 604	1 761 006
22/11/2039	62636501	LIBOR3M	IN FINE	USD	1 380 326	1 320 633
02/12/2039	62803395	LIBOR3M	IN FINE	USD	920 133	880 341
09/12/2039	62949556	LIBOR3M	IN FINE	USD	920 387	880 584
20/12/2039	63157977	LIBOR3M	IN FINE	USD	921 149	881 314
23/12/2039	63217338	LIBOR3M	IN FINE	USD	1 826 484	1 747 497
23/12/2039	63223525	LIBOR3M	IN FINE	USD	9 209 799	8 811 519
06/01/2040	63434496	LIBOR3M	IN FINE	USD	1 828 321	1 749 255
10/01/2040	63429342	LIBOR3M	IN FINE	USD	921 404	881 558
10/01/2040	63446315	LIBOR3M	IN FINE	USD	3 658 786	3 500 561
13/01/2040	63498972	LIBOR3M	IN FINE	USD	3 652 634	3 494 675
17/01/2040	63544022	LIBOR3M	IN FINE	USD	3 652 968	3 494 994
23/01/2040	63756934	LIBOR3M	IN FINE	USD	922 850	882 941
13/02/2040	64157573	LIBOR3M	IN FINE	USD	908 760	869 461
13/02/2040	64157577	LIBOR3M	IN FINE	USD	908 760	869 461
13/02/2040	64160794	LIBOR3M	IN FINE	USD	916 758	877 113
13/02/2040	64160800	LIBOR3M	IN FINE	USD	918 527	878 805
14/02/2040	64157569	LIBOR3M	IN FINE	USD	908 843	869 540
21/02/2040	64262312	LIBOR3M	IN FINE	USD	916 590	876 952
28/02/2040	64406796	LIBOR3M	IN FINE	USD	913 576	874 068
05/03/2040	64537644	LIBOR3M	IN FINE	USD	1 821 328	1 742 564
13/03/2040	76763323	LIBOR3M	IN FINE	USD	854 403	817 454
15/03/2040	78035069	SOFR1D	IN FINE	USD	847 458	810 809
16/03/2040	64850815	LIBOR3M	IN FINE	USD	446 668	427 352
19/03/2040	64897346	LIBOR3M	IN FINE	USD	926 956	886 869
23/03/2040	64980701	LIBOR3M	IN FINE	USD	465 593	445 458
23/03/2040	64980712	LIBOR3M	IN FINE	USD	931 966	891 663

CREDIT AGRICOLE CIB FINANCIAL SOLUTIONS
 Half yearly Financial Report for the period ended June, 30 2022

REDEMPTION DATE	LOAN REFERENCE	INTEREST RATE	REDEMPTION	CURRENCY	PRINCIPAL IN CURRENCY	PRINCIPAL IN EUR
30/07/2040	67255190	LIBOR3M	IN FINE	USD	2 051 665	1 962 940
20/08/2040	67642066	LIBOR3M	IN FINE	USD	1 884 836	1 803 326
21/08/2040	67642091	LIBOR3M	IN FINE	USD	947 239	906 275
18/09/2040	68140844	LIBOR3M	IN FINE	USD	943 396	902 599
24/09/2040	68192870	LIBOR3M	IN FINE	USD	940 999	900 306
24/09/2040	68208566	LIBOR3M	IN FINE	USD	4 734 400	4 529 660
24/09/2040	68210134	LIBOR3M	IN FINE	USD	2 824 061	2 701 934
25/09/2040	68208564	LIBOR3M	IN FINE	USD	4 699 248	4 496 028
15/10/2040	68633703	LIBOR3M	IN FINE	USD	1 904 037	1 821 696
15/10/2040	68633873	LIBOR3M	IN FINE	USD	474 428	453 912
22/10/2040	68760017	LIBOR3M	IN FINE	USD	946 790	905 846
22/10/2040	68784644	LIBOR3M	IN FINE	USD	945 716	904 818
06/11/2040	69027178	LIBOR3M	IN FINE	USD	4 750 143	4 544 721
04/12/2040	69468670	LIBOR3M	IN FINE	USD	951 203	910 068
21/12/2040	69832035	LIBOR3M	IN FINE	USD	962 186	920 576
25/02/2041	71089891	LIBOR3M	IN FINE	USD	1 904 943	1 822 563
04/03/2041	71275955	LIBOR3M	IN FINE	USD	1 896 094	1 814 097
04/03/2041	71341438	LIBOR3M	IN FINE	USD	945 537	904 647
11/03/2041	71432961	LIBOR3M	IN FINE	USD	947 867	906 876
11/03/2041	71432969	LIBOR3M	IN FINE	USD	943 841	903 025
12/03/2041	71401254	LIBOR3M	IN FINE	USD	945 180	904 305
18/03/2041	71555233	LIBOR3M	IN FINE	USD	3 744 617	3 582 680
25/03/2041	71682258	LIBOR3M	IN FINE	USD	4 596 011	4 397 255
25/03/2041	71682300	LIBOR3M	IN FINE	USD	822 509	882 615
25/03/2041	71682311	LIBOR3M	IN FINE	USD	922 509	882 615
29/03/2041	71775011	LIBOR3M	IN FINE	USD	916 338	876 711
23/04/2041	72215773	LIBOR3M	IN FINE	USD	2 730 997	2 612 894
24/04/2041	72319206	LIBOR3M	IN FINE	USD	2 734 731	2 616 467
10/05/2041	72536635	LIBOR3M	IN FINE	USD	1 834 694	1 755 352
10/05/2041	72537270	LIBOR3M	IN FINE	USD	2 771 619	2 651 759
17/05/2041	76118739	LIBOR3M	IN FINE	USD	1 756 697	1 680 728
10/06/2041	76679028	LIBOR3M	IN FINE	USD	874 738	836 909
08/07/2041	73752134	LIBOR3M	IN FINE	USD	914 160	874 627
09/07/2041	73752132	LIBOR3M	IN FINE	USD	4 505 722	4 310 871
12/07/2041	73774996	LIBOR3M	IN FINE	USD	4 503 287	4 308 541
19/07/2041	73884131	LIBOR3M	IN FINE	USD	452 366	432 803
26/07/2041	74012167	LIBOR3M	IN FINE	USD	453 844	434 217
16/08/2041	74395919	LIBOR3M	IN FINE	USD	4 533 503	4 337 450
21/10/2041	75531631	LIBOR3M	IN FINE	USD	897 183	858 384
22/10/2041	75575878	LIBOR3M	IN FINE	USD	900 090	861 165
05/11/2041	75870218	LIBOR3M	IN FINE	USD	1 797 268	1 719 545
05/11/2041	75880856	LIBOR3M	IN FINE	USD	874 432	836 617
13/12/2041	76763331	LIBOR3M	IN FINE	USD	2 614 607	2 501 537
07/01/2042	77135651	LIBOR3M	IN FINE	USD	881 990	843 848
10/01/2042	77218741	LIBOR3M	IN FINE	USD	1 760 563	1 684 427
14/01/2042	77300996	LIBOR3M	IN FINE	USD	1 752 234	1 676 458
04/02/2042	77869776	SOFR1D	IN FINE	USD	879 275	841 251
14/02/2042	77984082	LIBOR3M	IN FINE	USD	4 359 958	4 171 410
17/03/2042	78623982	LIBOR3M	IN FINE	USD	868 206	830 660
23/06/2042	80737503	SOFR1D	IN FINE	USD	789 141	755 015
03/12/2046	76474601	LIBOR3M	IN FINE	USD	876 732	838 817
07/12/2046	76571216	LIBOR3M	IN FINE	USD	1 756 852	1 680 876
23/08/2051	74500026	LIBOR3M	IN FINE	USD	910 581	871 203
06/09/2051	76579608	LIBOR3M	IN FINE	USD	1 749 475	1 673 819
14/09/2051	76763333	LIBOR3M	IN FINE	USD	1 753 463	1 677 634
29/09/2051	75140312	LIBOR3M	IN FINE	USD	909 918	870 568
25/10/2051	75818865	LIBOR3M	IN FINE	USD	876 808	838 891
01/11/2051	75818892	LIBOR3M	IN FINE	USD	875 044	837 202
02/11/2051	75818890	LIBOR3M	IN FINE	USD	875 044	837 202
08/11/2051	75980178	LIBOR3M	IN FINE	USD	874 432	836 617
29/11/2051	76385820	LIBOR3M	IN FINE	USD	1 759 324	1 683 242
30/11/2051	76385805	LIBOR3M	IN FINE	USD	7 037 298	6 732 968
30/11/2051	76454103	LIBOR3M	IN FINE	USD	2 630 195	2 516 451
06/12/2051	76575556	LIBOR3M	IN FINE	USD	876 885	838 964
15/12/2051	76793299	LIBOR3M	IN FINE	USD	874 661	836 836
22/12/2051	76897196	LIBOR3M	IN FINE	USD	2 651 113	2 536 465
22/12/2051	76934865	LIBOR3M	IN FINE	USD	1 769 442	1 692 922
22/12/2051	77020686	LIBOR3M	IN FINE	USD	880 980	842 881

CREDIT AGRICOLE CIB FINANCIAL SOLUTIONS
 Half yearly Financial Report for the period ended June, 30 2022

REDEMPTION DATE	LOAN REFERENCE	INTEREST RATE	REDEMPTION	CURRENCY	PRINCIPAL IN CURRENCY	PRINCIPAL IN EUR
05/01/2052	77135657	LIBOR3M	IN FINE	USD	3 521 127	3 368 855
01/02/2052	77737553	SOFR1D	IN FINE	USD	1 748 252	1 672 648
02/02/2052	77736755	SOFR1D	IN FINE	USD	862 738	825 429
07/02/2052	77855230	SOFR1D	IN FINE	USD	1 750 241	1 674 551
09/02/2052	77888038	SOFR1D	IN FINE	USD	873 134	835 375
15/02/2052	77973822	SOFR1D	IN FINE	USD	870 853	833 192
01/03/2052	78339858	SOFR1D	IN FINE	USD	4 334 258	4 146 822
04/03/2052	78406584	SOFR1D	IN FINE	USD	867 378	829 868
15/03/2052	78626897	SOFR1D	IN FINE	USD	4 359 958	4 171 410
26/04/2052	79503498	SOFR1D	IN FINE	USD	800 128	765 526
09/05/2052	79794090	SOFR1D	IN FINE	USD	797 130	762 658
17/05/2052	79931655	SOFR1D	IN FINE	USD	780 945	747 173
24/05/2052	80114335	SOFR1D	IN FINE	USD	1 399 892	1 339 354
10/06/2052	80541222	SOFR1D	IN FINE	USD	1 550 388	1 483 341
13/06/2052	80540908	SOFR1D	IN FINE	USD	1 561 890	1 494 345
					TOTAL	2 366 388 637

STATE OF ISSUES INVENTORY OF JUNE, 30 2022

	30/06/2022		REPORT OF THE STOCK			
	NOMINAL		QUANTITY			
	CURRENCY	In EURO	Initial stock	Matured	New Issue	Final stock
AUD	(76 807 000)	(50 535 949)	30	5	1	26
BRL	-	-	2	2	-	-
CAD	(136 700 000)	(101 409 914)	5	-	3	8
CHF	(64 552 000)	(64 495 017)	14	3	9	20
CNY	(21 950 000)	(3 134 209)	3	-	-	3
EUR	(4 004 013 039)	(4 004 013 039)	975	232	369	1 112
GBP	(224 581 795)	(260 927 004)	116	28	35	123
JPY	(167 684 000 000)	(1 180 909 450)	541	23	55	573
NOK	(7 900 000)	(764 815)	1	-	-	1
NZD	-	-	-	-	-	-
PLN	(411 080 000)	(87 531 807)	12	-	3	15
RUB	(80 000 000)	(1 442 729)	1	-	-	1
SAR	(500 000 000)	(127 495 894)	1	-	-	1
SEK	(234 170 000)	(21 846 560)	16	2	-	14
SGD	(1 000 000)	(687 447)	1	-	-	1
TRY	(81 100 000)	(4 649 310)	20	2	-	18
USD	(2 071 788 248)	(1 982 193 119)	867	221	279	925
ZAR	(263 220 000)	(15 369 970)	15	-	-	15
Total		(7 907 406 233)	2 620	518	754	2 856

STATE OF ISSUES INVENTORY OF DECEMBER, 31 2021

	31/12/2021		REPORT OF THE STOCK			
	NOMINAL		QUANTITY			
	CURRENCY	In EURO	Initial stock	Matured	New Issue	Final stock
AUD	(150 032 000)	(96 328 721)	30	3	3	30
BRL	(4 800 000)	(764 130)	14	12	-	2
CAD	(24 500 000)	(16 949 513)	4	-	1	5
CHF	(21 550 000)	(20 800 067)	11	6	9	14
CNY	(21 950 000)	(3 047 011)	9	7	1	3
EUR	(3 636 472 041)	(3 636 472 041)	953	510	532	975
GBP	(211 373 788)	(252 219 687)	90	64	90	116
JPY	(158 439 000 000)	(1 217 268 204)	548	97	90	541
NOK	(7 900 000)	(791 942)	2	1	-	1
NZD	-	-	1	1	-	-
PLN	(319 420 000)	(69 488 981)	5	-	7	12
RUB	(80 000 000)	(946 721)	3	2	-	1
SAR	(500 000 000)	(117 834 960)	1	-	-	1
SEK	(283 380 000)	(27 655 058)	24	12	4	16
SGD	(1 000 000)	(653 640)	1	-	-	1
TRY	(83 900 000)	(5 642 817)	19	1	2	20
USD	(2 010 261 686)	(1 778 677 833)	824	458	501	867
ZAR	(281 880 000)	(15 659 837)	8	-	7	15
Total		(7 261 201 163)	2 547	1 174	1 247	2 620

The amount does not include the attached debts and the adjustments of fair value.

The information above represents the nominal value of the EMTN (EURO MEDIUM-TERM NOTE) alive on June 30th, 2022 and on December 31th, 2021.

BALANCE SHEET – ANALYSIS BY REMAINING MATURITY

Caption	< 1 month	> 1 months < 3 months	> 3 months < 1 year	> 1 year < 2 years	> 2 years < 5 years	> 5 years	Other funds	Total
Loans	10 276 775	31 223 508	184 151 048	281 027 377	664 421 800	1 197 042 811	-	2 368 143 319
Non trade receivables	-	-	-	-	-	-	3 568	3 568
Cash	-	-	-	-	-	-	470	470
Prepaid expenses	34 959 787	38 445 653	786 430 497	488 378 447	2 248 817 841	2 209 380 457	-	5 806 412 682
TOTAL ASSETS	45 236 562	69 669 161	970 581 545	769 405 824	2 913 239 641	3 406 423 268	3 568 470	8 178 124 471
Share capital (o/w 225 000€ fully paid up)	-	-	-	-	-	-	225 000	225 000
Share premium	-	-	-	-	-	-	4 000	4 000
Retained earnings	-	-	-	-	-	-	(21 055)	(21 055)
PROFIT (LOSS) OF THE YEAR	-	-	-	-	-	-	-	-
FINANCIAL LIABILITIES								
Sundry debts and liabilities (incl equity loans 0)	43 619 913	68 929 385	956 240 062	754 557 665	2 850 208 367	3 248 317 149	-	7 921 872 541
Bank borrowings	-	-	-	-	-	-	1 858 822	1 858 822
OPERATING LIABILITIES								
Trade and related payables	-	-	-	-	-	-	1 501 701	1 501 701
Tax and social debts	-	-	-	-	-	-	-	-
OTHER LIABILITIES								
Other debts	-	-	-	-	-	-	-	-
PREPAID INCOME	1 616 649	739 776	14 341 483	14 848 159	63 031 274	158 106 119	2	252 683 462
TOTAL LIABILITIES	45 236 562	69 669 161	970 581 545	769 405 824	2 913 239 641	3 406 423 268	3 568 470	8 178 124 471
LIQUIDITY GAP	-	-	-	-	-	-	-	-

HALF YEAR ACTIVITY REPORT

CRÉDIT AGRICOLE CIB FINANCIAL SOLUTIONS

Public limited company with share capital of €225,000
12, place des Etats-Unis –CS 70052 – 92547 Montrouge Cedex
SIREN NO. 451 428 049 REGISTERED AT THE TRADE AND
COMPANIES REGISTER OF NANTERRE

HALF YEAR ACTIVITY REPORT AT 30 JUNE 2022

I – ACTIVITY

- CREDIT AGRICOLE CIB FINANCIAL SOLUTIONS' (hereinafter the "Company" or "CFS") only activity is to issue debt securities whose flows are indexed to an underlying security such as an equity, a basket of shares, an index, the performance of a fund or even an interest or exchange rate. Securities are systematically purchased by CREDIT AGRICOLE CORPORATE AND INVESTMENT BANK (hereinafter "CRÉDIT AGRICOLE CIB"), its parent company, to be placed with its clients or with distributors and the funds collected by the Company are systematically deposited with CRÉDIT AGRICOLE CIB in the form of:

- either term loans
- or, since 22/06/2019, for certain structures exclusively, derivatives accompanied by nominal exchange.

CREDIT AGRICOLE CIB unconditionally guarantees the immediate payment of all obligations and liabilities owed by the Company in respect of the issues.

In addition, derivatives such as swaps are systematically contracted by the Company with CRÉDIT AGRICOLE CIB in order to economically hedge debt securities and loans. Consequently, the Company does not bear any net market risk.

The volume of activity for the first six months of the year was sustained, with inflows of funding in line with the objectives of the financing plan.

Over the period, we recorded 818 primary issues traded (590 Equity and 228 Fixed Income) for EUR 3,184 billion - including collateral (of which €2,295 billion on an Equity underlying and €889 million on a Rates/Cross-asset underlying).

Despite the decline in the equity market in connection with inflationary pressures, the war in Ukraine and risks of recession, the momentum of Equity issues was maintained in H1-2022 despite the reduction in rolls (autocall products). On the Fixed Income side, the rise in interest rates in the current environment has helped maintain dynamic activity in shorter-term transactions.

- CREDIT AGRICOLE CIB FINANCIAL SOLUTIONS did not have any research and development activities.

II – HIGHLIGHTS FROM THE 1ST HALF OF 2022

Highlights from the first half of 2021 included

- The CFS issuer book is still used primarily for issues on the Equity underlying, with 72% of the total Equity issue volume traded on CFS. The specific distribution characteristics (need to carry collateral) as well as the high volume of transactions in the euro zone in connection with our geographical coverage explain that CFS is, for the most part, sought after.
- Post-Covid inflationary pressures as well as the war in Ukraine had an impact on the markets, which resulted in high volatility, a drop in the equity market and a sharp rise in EUR and USD rates. These market conditions and geopolitical instability also led to a shift in financing conditions.

This in turn led to an extension of the duration of our “autocall – Equity” and “callable – Fixed” transactions limiting early exits as well as the roll of transactions. In addition, financing conditions, high volatility and rising interest rates helped maintain strong momentum by offering adequate investment solutions.

Since the business of CREDIT AGRICOLE CIB FINANCIAL SOLUTIONS is tied to that of CREDIT AGRICOLE CIB, useful information on the general environment of CREDIT AGRICOLE CIB FINANCIAL SOLUTIONS’ activity can be found in section 3 of the CREDIT AGRICOLE CIB 2022 interim activity report. Recent trends and outlook

For ease of reference, Section 3. Recent Trends and Outlook on pages 12 to 13 of the Amendment to CREDIT AGRICOLE CIB’s 2021 Universal Registration Document (transmitted to the AMF and made public on 11/08/2022) is reproduced below.

RECENT TRENDS AND OUTLOOK

Although the military situation in Ukraine remains highly uncertain, the scenario is based on the assumption of a lasting conflict, with extremely high-risk. Economies are confronted with supply and demand shocks which are themselves the result of a powerful upstream inflation shock or even shortages of commodities or essential inputs because, in addition to the war, Covid is still rampant and the collateral damage of China’s “zero-Covid” strategy is obvious. Inflation is therefore likely to remain persistently high and weighs heavily on the outlook. Average inflation is expected to reach 8.3% in the United States and 8% in the euro zone in 2022 and remain well above the Fed’s or ECB’s 2% target, at 4.7% and 5.4%, respectively, in 2023.

Far from the epicentre of the conflict, and still buoyed by the over-stimulation of its anti-Covid strategy, the United States is expected to show some resilience in 2022. Growth is expected to continue at an above-trend pace (2.6% on average) this year. The financial position of households is healthy, with savings still abundant. Concentrated at the lower end of the income spectrum, strong wage increases fuelled by labour market tensions are also partially cushioning the rise in prices. However, support factors are dissipating and risks are mounting. Their effects should materialise in 2023, leading to a marked slowdown: growth would remain positive but, at 1.5%, would fall below its potential rate.

In the euro zone, strong private sector fundamentals and the post-Omicron rebound are no match for the damage caused by the war. The reduction in gas deliveries and the embargo on Russian oil and coal constitute a significant but still contained and localised negative supply shock. Depending on the substitution options and the more or less critical role of gas in production processes, sectors and countries are variously affected. While the response of wages to rising inflation is assumed to be moderate, government measures to support households and additional support from the savings surplus accumulated with the crisis do not fully compensate for the loss of purchasing power, which is reflected in a sharp slowdown in household consumption. Supported by a high growth rate, growth remains good over the year (2.5%) but the quarterly rate is on average barely above zero. With inflation moderating, growth will rebound modestly in the second half of 2023 to reach

1.1% on average for 2023 but will suffer from production limitations in some sectors. The probability of the risk scenario, a total cut in Russian gas supplies, the impact of which could cost almost 2 points of growth, is nevertheless high.

In France, the continued recovery of service activities in the second half of the year should enable growth to reach 2.4% on average in 2022. Despite the implementation of the price shield and the forthcoming purchasing power law, and even if the labour market remains dynamic, household purchasing power is expected to decline in 2022, while inflation is expected to reach 6% (HICP) on average over the year before gradually slowing down in 2023 to 4.8% (HICP). This would weigh on household consumption, which would, however, continue to grow in 2023 with the slowdown in inflation and a normalisation of activity in certain sectors such as automobiles. Business investment will be especially dynamic in 2021 and continue to be supported by the stimulus package, especially in certain industrial sectors, although the likely pressure on margins and the rise in interest rates should cause some businesses to postpone their investments. Overall, growth is expected to be 1.3% in 2023. The labour market remains strong despite a slowdown in job creation after an exceptional year in 2021. A slight increase in the unemployment rate in 2023 is not impossible.

In Italy, the outlook for the second half of 2022 remains negative. The desire expressed by European countries to limit their dependence on Russian gas is likely to lead to further price pressures. In addition, the greater use of liquefied natural gas to replenish strategic stocks would also fuel energy product inflation, which will be passed on to other categories of goods. The room for manoeuvre for fiscal policy to limit the negative effects of inflation will be further constrained by political uncertainties and a context of rising interest rates, which is likely to worsen the financing conditions of households and businesses. Finally, the stalemate in the Ukraine conflict also offers little prospect of a rapid recovery in confidence. The Italian economy is still expected to grow by 2.5% in 2022, but by only 0.8% in 2023, when these difficulties fully materialise.

In emerging countries, the risk of stagflation looms large. Countries face an acute growth/inflation dilemma with little (or for some, no) means to resolve it, and the tightening of global financial conditions is a real challenge. The emerging countries are therefore entering a dangerous phase that threatens the most fragile, fiscally and/or financially but also socially. As always, they are entering it in no particular order. The most severely affected area is obviously Central Europe, while at the other end of the spectrum, the Gulf countries are benefiting from their energy rents. As regards China, growth is not expected to exceed 4%. The second half of the year will be marked by the celebrations of the 20th Congress of the Chinese Communist Party, before which there is little chance of the authorities easing up on health measures. In this context, only public demand – and possibly external demand – can drive growth.

As inflation has accelerated and spread, but also as the risk of it becoming more entrenched increased, the rhetoric and subsequent actions of central banks have hardened.

The United States is naturally ahead of the curve on monetary tightening and a further round of rapid increases totalling 200 basis points is expected, bringing the Fed Funds target rate to 3.50%-3.75% by the end of 2022. Despite the focus on inflation, the anticipated slowdown in the economy could cause the Fed to be cautious and pause next year: the Fed Funds rate would stabilise in 2023. In addition, the Fed's balance sheet normalisation will continue as announced. In the euro zone, the ECB initiated a tightening cycle in July: after the end of the Pandemic Emergency Purchase Program (PEPP) in March, net purchases under the Asset Purchase Program (APP) came to a halt at the beginning of July and the ECB carried out an initial increase in its three key rates, which was larger than announced, by 50 basis points, bringing the deposit rate to 0%, the refinancing rate to 0.50% and the marginal lending rate to 0.75%. The ECB's clear focus on inflation should result in several more rate hikes between now and March 2023 (bringing the deposit rate to around 1.5%). It would then stabilise them in the face of clear signs of economic slowdown, which will lead it to greater pragmatism. At the same time, TLTRO repayments during 2023 are expected to accentuate the restrictive stance of monetary policy through quantitative tightening (reduction of excess liquidity and return of collateral from the ECB to banks and then to investors).

The upward movement in market interest rates in the first half of the year is set to continue. In the euro zone, it is coupled with pressures on sovereign risk premiums, which are a point of vigilance for the ECB with regard to the effectiveness of the transmission of its monetary policy within the euro zone. The 10-year Bund would reach 2.5% at the end of 2022 and then fall to 2.1% at the end of 2023. Spreads should widen to 70 basis points for the OAT and 250 basis points for the Italian BTP at the end of 2023. Developments in monetary policy and interest rates are refocusing the markets' attention on public debt trajectories, which is contributing to the widening of spreads and could bring back the risk of financial fragmentation. In this

respect, at its meeting on 21 July, the ECB specified the contours of the “anti-fragmentation” programme announced in June, with, in addition to the flexibility it is allowing itself in the reinvestments of the PEPP, the new Transmission Protection Instrument (TPI), which will consist of purchases of debt securities issued by the public sector. However, the trigger criteria for this tool are not known and it will have to convince the markets, at a time when a political crisis has opened up in Italy, to ensure that the widening of spreads remains contained. In the United States, the aggressive rise in key rates should result in a ten-year Treasuries rate close to 3.4% in the third quarter before falling back to 3% at the end of 2022 and 2.8% at the end of 2023, as the yield curve is inverted over the period.

Crédit Agricole CIB outlook for 2022

The first half of 2022 unfolded in an uncertain economic and geopolitical environment, with a higher-than-expected rise in inflation and no end in sight to the Russia-Ukraine conflict. These uncertainties have led to a high level of volatility in rates, spreads and exchange rates in global economies. Against this backdrop, Crédit Agricole CIB had a very good half-year thanks to its business momentum and the complementary nature of its business lines. As such, the Group posted an increase in revenues of +14.1% compared to the first half of 2021 (+10.2% at constant exchange rates), driven by the excellent performance of the Fixed Income, Investment and Equity activities of Capital Markets and Financing activities, with strong momentum in International Trade Banking activities. These results once again illustrate the relevance of Crédit Agricole CIB’s model, which is part of the trajectory defined in the 2025 MTP presented by Crédit Agricole S.A. on 22 June 2022.

In line with the Crédit Agricole Group’s ambition to pursue its client-centred strategy by being a preferred partner, committed partner over the long term, Crédit Agricole CIB is evolving to better support its clients in the energy transition by developing its expertise in new technologies (e.g. hydrogen) and the creation of a “Sustainability Community” of around 250 experts. The bank is pursuing this customer-centric strategy by also accelerating its activities in Europe, with an extensive sector and product offering, and the industrialisation of its business lines, in particular on the debt financing offer.

Crédit Agricole CIB therefore aims to achieve revenue growth in Europe of +5%⁽¹⁾ on average per year. The bank wants to develop its business lines by capitalising on their strengths:

- By enhancing the financing and advisory offering in response to new client needs, particularly in terms of ESG. Crédit Agricole CIB’s objective is to increase its low-carbon energy production by +60% by 2025⁽²⁾ and to reduce its exposure to oil extraction by -20%⁽²⁾;
- By diversifying its market activities (equity derivatives, credit products, ESG solutions);
- by continuing its industrialisation approach with an average increase of more than 15% in revenues from industrialised flow activities⁽³⁾;
- By developing synergies with the Group (services offered to Amundi and retail banks).

Crédit Agricole CIB relies on two key success factors: its digital transformation and human responsibility, and also intends to maintain operational efficiency through 2025 with a Cost/income ratio target of less than 55%⁽⁴⁾.

⁽¹⁾ Excluding France, 2021-2025.

⁽²⁾ Calculated by weighting exposures to all clients and projects by their share of activity in low-carbon energy production and storage compared to oil production. 2025 target to be compared to data at end-2020.

⁽³⁾ Cash Management activities and platformisation of Receivable & Supply Chain Financing solutions. 2025 target to be compared to data at end-2020.

⁽⁴⁾ Excluding SRF

III – ANALYSIS OF INTERIM FINANCIAL STATEMENTS

BALANCE SHEET

The balance sheet total at 30 June 2022 amounts to €8,178,124K compared to €7,347,929K at 31 December 2021.

Assets consisted of:

- fixed assets in the amount of €2,368,143K. These are fully comprised of loans to CREDIT AGRICOLE CIB for a nominal amount of €2,366,389K and accrued interest in the amount of €1,754K.
- €5,809,981K in current assets. This amount can be broken down into €5,806,413K in derivatives receivables and €3,568K in other receivables.

Liabilities consisted of:

- shareholders' equity in the amount of €208K, o/w €0K in income for the financial year.
- €8,177,916K in amounts payable versus €7,347,721K at 31 December 2021. These amounts payable can be broken down as follows:
 - ✓ €1,859K in borrowings and debts from credit institutions,
 - ✓ €7,921,872K in EMTNs,
 - ✓ €1,502K in trade payables and related payables,
 - ✓ €5,660K in amounts payable on derivatives,
 - ✓ €247,023K in other payables.

INCOME STATEMENT

Expenses (excluding corporate tax) amounted to €185,245K versus €184,199K at 30 June 2021, i.e.:

- €1,394K in operating expenses compared to €2,112K at 30 June 2021.
- €183,851K in financial expenses versus €182,087K at 30 June 2021.

Income came out at €185,245K as opposed to €184,199K at 30 June 2021, i.e.:

- €1,440K in operating income compared to €2,138K at 30 June 2021. This amount comprises revenue from the service level agreement with CACIB.
- financial income of €183,805K versus €182,061K at 30 June 2021.

IV – RISK AND RISK MANAGEMENT

1. RISK FACTORS

Credit risk on Crédit Agricole CIB

The sole activity of CRÉDIT AGRICOLE CIB FINANCIAL SOLUTIONS is to issue debt securities to raise cash to finance the activity of the Crédit Agricole Group.

Due to the structure of the transactions carried out, CRÉDIT AGRICOLE CIB FINANCIAL SOLUTIONS is, in the course of its business, mainly subject to a credit risk vis-à-vis Crédit Agricole CIB, its parent company.

Crédit Agricole CIB unconditionally guarantees the immediate payment of all obligations and liabilities owed by CRÉDIT AGRICOLE CIB FINANCIAL SOLUTIONS in respect of the issues.

In addition, the securities thus issued are underwritten by Crédit Agricole CIB and the funds collected by CRÉDIT AGRICOLE CIB FINANCIAL SOLUTIONS are systematically deposited with Crédit Agricole CIB in the form of either term loans or derivatives accompanied by nominal exchange.

Lastly, derivatives such as swaps are systematically contracted by the Company with Crédit Agricole CIB in order to economically hedge debt securities and loans.

Against this backdrop, the company does not bear any liquidity and cash flow risk or net market risk for its activity and is not subject to any direct financial risk related to the effects of climate change.

However, credit risk remains. This credit risk corresponds to the risk that Crédit Agricole CIB, which is the sole counterparty of CRÉDIT AGRICOLE CIB FINANCIAL SOLUTIONS' financial transactions, does not honour its obligations in connection with these transactions.

CRÉDIT AGRICOLE CIB FINANCIAL SOLUTIONS considers the probability of this risk occurring to be low. However, should this risk occur, CRÉDIT AGRICOLE CIB FINANCIAL SOLUTIONS would not be able to continue its activity.

Crédit Agricole CIB Group Resolution Risk

CRÉDIT AGRICOLE CIB FINANCIAL SOLUTIONS could incur losses if a resolution procedure were initiated or if the Group's financial situation deteriorated significantly.

The European banking crisis resolution framework has introduced a mechanism for preventing and resolving banking crises and has given the European resolution authorities, including the Single Resolution Board, highly extensive powers to take any measure necessary for the resolution of all or part of a credit institution or the group to which it belongs. Such procedures are initiated when the Resolution Authority (as appropriate the ACPR or the SRB) believes that:

- The failure of the institution or group to which it belongs is proven or foreseeable,
- There is no reasonable prospect that any other measure will prevent the default within a reasonable time frame,
- A liquidation procedure would be inappropriate for preserving financial stability. The Resolution Authority believes that the single entry point strategy is the most appropriate for the Crédit Agricole Group. Under this strategy, in its capacity as central body and parent company of its subsidiaries, Crédit Agricole S.A. would be this single entry point were a resolution procedure initiated for the Crédit Agricole Group. If the Group's failure is proven or foreseeable and there is no reasonable prospect that another measure would prevent such failure

within a reasonable time frame and/or the Group's situation requires extraordinary financial support from the public authorities, the Resolution Authority must, before initiating a resolution procedure or if resorting to one proves necessary to maintain the Group's viability, after its reserves are exhausted, reduce the nominal value of equity instruments (equity securities, equity shares, CCIs and CCAs, as well as additional Tier 1 and Tier 2 capital) issued by the institutions concerned or it must convert these equity instruments (excluding equity securities) into equity securities or other instruments.

If necessary, the Resolution Authority could go further and decide to implement the internal bail-in facility on the remaining equity instruments (thus deciding on the total or partial depreciation of their nominal value or their conversion into equity securities or other instruments) as well as on eligible commitments issued by the institutions concerned from the most junior to the most senior, excluding certain limited categories of liabilities, in accordance with the terms and conditions stipulated by law and the applicable contractual provisions.

If a bank resolution procedure is implemented at the Crédit Agricole Group level, the guarantee provided by Crédit Agricole CIB to CRÉDIT AGRICOLE CIB FINANCIAL SOLUTIONS could be subject to such an internal bail-in and no longer cover all or part of CRÉDIT AGRICOLE CIB FINANCIAL SOLUTIONS' commitments.

The Resolution Authority may also implement other resolution measures, in particular: the total or partial sale of the activities of a relevant institution to a third party or a bridge institution, the separation of the assets of this institution and the amendment of the terms and conditions of the financial instruments issued by this institution (including amending their maturity, the amount of interest payable and/or a temporary suspension of any payment obligation in accordance with these instruments).

Risks related to dependence on Crédit Agricole CIB

CRÉDIT AGRICOLE CIB FINANCIAL SOLUTIONS is dependent on its parent company, Crédit Agricole CIB, in the normal course of its business notably due to:

- 1) The structure of the transactions carried out by CRÉDIT AGRICOLE CIB FINANCIAL SOLUTIONS, which requires the:
 - Guarantee of Crédit Agricole CIB,
 - Subscription of securities issued by CRÉDIT AGRICOLE CIB FINANCIAL SOLUTIONS by Crédit Agricole CIB,
 - Deposit of funds raised by Crédit Agricole CIB,
 - And the market risk hedging of CRÉDIT AGRICOLE CIB FINANCIAL SOLUTIONS by Crédit Agricole CIB,
- 2) The high financial exposure of CRÉDIT AGRICOLE CIB FINANCIAL SOLUTIONS to Crédit Agricole CIB.

Due to this highly dependent relationship, Crédit Agricole CIB's risk factors contained in Crédit Agricole CIB's 2021 Universal Registration Document and the material changes that took place in H1 2022, described in the Amendment to the 2021 Universal Registration Document, are relevant to understand the main risks and uncertainties incurred by CRÉDIT AGRICOLE CIB FINANCIAL SOLUTIONS.

For ease of reference, the description of the significant changes in these risk factors that occurred during the first half of 2022 described on pages 14 to 19 of the Amendment to CREDIT AGRICOLE CIB's 2021 Universal Registration Document (transmitted to the AMF and made public on 11/08/2022) is reproduced below.

RISK FACTORS

This section sets out the main developments that occurred during first half of 2022 and which relate to the "Risk Factors" chapter of Credit Agricole CIB 2021 Universal Registration Document (URD), page 152 and following pages. These developments appear below in bold characters.

CREDIT RISK

A – Crédit Agricole CIB is exposed to credit risk on its corporates & financial institutions counterparties

Crédit Agricole CIB is exposed to credit risk in relation to its counterparties such as corporates and financial institutions. Credit risk impacts Crédit Agricole CIB's consolidated accounts when counterparties are unable to honour their obligations and when the carrying amount of these obligations in the bank's records is positive. Counterparties may be banks, financial institutions, industrial or commercial enterprises, governments and their various entities, or investment funds. The rate of counterparty defaults may increase compared to recent historically low levels; Crédit Agricole CIB may be required to record significant charges and provisions for possible bad and doubtful loans, affecting its profitability. These provisions are accounted for in its profit and loss account in the "cost of risk" accounting item. Crédit Agricole CIB provisions' level is established depending on loss historic data, volumes, types and maturities of loans granted, economic trend and other factors related to the loan recovery perspectives. The cost of risk includes both charges on defaulted loans (ECL Stage 3 under IFRS 9), but also charges in case of significant deterioration in a counterparty's risk profile (ECL Stage 1 and Stage 2 under IFRS 9).

In relation to corporates, the credit quality of borrowers could experience a deterioration, primarily from increased economic uncertainty and, in certain sectors, the risks associated with trade policies of major economic powers. The risks could be exacerbated by the recent practice by which lending institutions have reduced the level of covenant protection in their loan documentation, making it more difficult for lenders to intervene at an early stage to protect assets and limit the risk of non-payment. **On the sectors which appear to be particularly vulnerable to the sanitary crisis, the counterparties risk profile, already observed in 2021, continued to deteriorate in the first half of 2022. The impacts of the Russian-Ukrainian crisis, coupled to the "zero-Covid" policy in China continue to contribute to inflation choc upstream as well as shortages in raw materials and/other key inputs. On the other hand, inflation estimates continue to be reassessed upward and constitute the main factor of perspectives deterioration. These three factors either worsen the situation of corporates, or at least differ their recovery. The sectors already impacted by Covid therefore remain under watch shipping (notably ports, bulkers, cruise, tankers), aviation (in particular airline companies), real estate (hotels), oil & gas (Oil services, offshore), and automotive (rental companies, parts manufacturers). New sectors are also impacted. Electricity suppliers have seen the cost of inputs (especially those producing from gas) increase sharply, generating significant margin calls, with limited ability to pass on to final prices. Retailers are seeing their margins shrink due to inflation, and heavy industry and construction due to the cost of raw materials.**

Crédit Agricole CIB has exposure to many counterparties in the financial industry, including brokers and dealers, commercial banks, investment banks, mutual and hedge funds, and other institutional clients with which it regularly executes transactions. Many of these transactions expose Crédit Agricole CIB to credit risk in the event of default or financial distress. In addition, Crédit Agricole CIB's credit risk may be exacerbated when the collateral held by Crédit Agricole CIB cannot be disposed of or is liquidated at prices not sufficient to recover the full amount of Crédit Agricole CIB's exposure under the loans or derivatives in default. **The exit or discontinuation of public support schemes, increased market volatility, inflation, rising interest rates and government debt levels, direct exposures on some players to Russia, could generate further deterioration in the risk profile of client banks and insurance companies.**

Crédit Agricole CIB seeks to reduce its exposure to credit risk by using risk mitigation techniques such as collateralisation, obtaining guarantees, entering into credit derivatives and entering into netting contracts. Only a portion of Crédit Agricole CIB's overall credit risk is covered by these techniques.

The average portfolio quality remains good with a proportion of investment grade ratings of 86% at 30 June 2022, stable compared to 31 December 2021.

As at 30 June 2022, the amount of risk-weighted assets (RWA) related to credit risks, except those related to securitisation (covered in §D) and except sovereign assets (covered in §E), was €76.3 billion, equal to 53% of total risk-weighted assets.

B – Any significant sector or individual concentration could impact Crédit Agricole CIB financial situation

This Risk factor has not been modified since 31 December 2021 (please refer to page 152 of Crédit Agricole CIB 2021 URD).

As at 30 June 2022, the four major economic sectors of Crédit Agricole CIB are those of Banks accounting for €92 billion or 21.1% of total commitments net of export credit guarantees, Oil & Gas for €39 billion (8.9%), Other non-banking financial activities for €28 billion (6.5%) and Electricity for €24 billion (5.4%).

C – Crédit Agricole CIB is subject to counterparty risk on market transactions

This Risk factor has not been modified since 31 December 2021 (please refer to page 153 of Crédit Agricole CIB 2021 URD).

Risk-weighted assets specific to this risk amounted to €21.3 billion as at 30 June 2022.

D – Crédit Agricole CIB is exposed to credit risk related to securitisation transactions

This Risk factor has not been modified since 31 December 2021 (please refer to page 153 of Crédit Agricole CIB 2021 URD).

Risk-weighted assets related to this risk amounted to €10.8 billion as at 30 June 2022.

E – Crédit Agricole CIB is exposed to country and sovereign risks

As a result of its exposure on numerous countries on all continents, Crédit Agricole CIB is exposed to country risk when the deterioration in the environment or the economic, financial, political or social situation of a country affects the Bank's activities and the quality of the counterparties in that country. Crédit Agricole CIB monitors country risk and takes it into account in the fair value adjustments and cost of risk recorded in its financial statements. However, a significant change in political or macroeconomic environments may require it to record additional charges or to incur losses beyond the amounts previously written down in its financial statements. In addition, Crédit Agricole CIB has significant exposures in countries outside the OECD, which are subject to risks that include political instability, unpredictable regulation and taxation, expropriation and other risks that are less present in more developed economies.

Crédit Agricole CIB's exposures are distributed between the following geographic regions: other Western European countries, France and North America. On all sectors, Crédit Agricole CIB exposures' amount in these countries is respectively as at 30 June 2022 of €129 billion, €100 billion and €78 billion representing respectively 29.6%, 23.0% and 17.7% of the total exposures. Commercial commitments in the countries which are rated as non-investment grade on the internal rating scale amounted to 14% of total exposures as at 30 June 2022 stable compared to 31 December 2021.

Crédit Agricole CIB is also exposed to sovereign risk under its various commitments to sovereign counterparties (in the event that they default or are unable to meet their contractual obligations). The rise in sovereign debt due to the sanitary crisis increases this risk. Risk-weighted assets specific to this risk amounted to €2.3 billion as at 31 December 2021.

At the end of February 2022, tensions between Russia and Ukraine led to a military conflict, of which the magnitude and duration as well as its economic and financial impacts, are highly uncertain. In Russia, the Crédit Agricole CIB Group has stopped all new financing to Russian and all commercial activities in the country since the start of the conflict. However, the Group is exposed directly and indirectly in Russia and has booked provisions on performing loans in the first quarter of 2022, in accordance with IFRS.

The exposures recognised in the subsidiary CACIB AO (on-shore exposures) represented the equivalent of €0.7 billion at 30 June 2022 compared with €0.5 billion at 31 December 2021, with their growth partly due to the increase in deposits with the central bank of Russia, reflecting the increase in customer deposits and a foreign exchange impact linked to the appreciation of the Russian currency between 31 December 2021 and 30 June 2022. The subsidiary's own

funds amounted to approximately €195 million, of which approximately €120 million in equity and €75 million in subordinated debt at 30 June 2022 (up since 31 December 2021 due to the appreciation of the local currency).

Exposures⁽⁵⁾ recognised outside CACIB AO (offshore exposures) represented the equivalent of €3.3 billion at 30 June 2022 (including €3.0 billion recorded on the balance sheet⁽⁶⁾). They decreased by -€1.1 billion compared with 31 December 2021 and -€1.4 billion since the start of the conflict at the end of February. The off-balance sheet portion of offshores exposures (documentary loans, financial guarantees and, to a lesser extent, undrawn confirmed credit facilities) amounted to €0.3 billion at 30 June 2022, down significantly by -€1.2 billion since 31 December 2021 and -€1.3 billion since the outbreak of the conflict.

Due to the conflict and the subsequent international sanctions, the quality of the portfolio (rated at 96% Investment Grade as at 31 December 2021 and composed mainly of large Russian companies, particularly commodity producers and exporters) was downgraded as of 31 March 2022 on the Group's internal rating scale. Thus, provisions for performing exposures (Stages 1&2) amounted to €304 million, while specific provisions for incurred risks (Stage 3) amounted to €73 million.

Indosuez Wealth Management's Russian exposure represented the equivalent of €231 million at 30 June 2022, down slightly since 31 December 2021 (equivalent to €250 million).

Variation risk⁽⁷⁾ related to derivatives transactions remained limited and amounted to €25 million at 30 June 2022 (versus €60 million at 31 December 2021).

In total, these exposures, of limited size (0.9% of Crédit Agricole CIB total exposures as of 30 June 2022), continue to be closely monitored and almost all maturities have been honored since the start of the conflict.

FINANCIAL RISKS

A – The evolution of financial market conditions could impact Crédit Agricole CIB results

Crédit Agricole CIB's businesses are materially affected by conditions in the financial markets, which in turn are impacted by current and anticipated future economic conditions in France, Europe and in the other regions around the world where Crédit Agricole CIB operates. Thus, Crédit Agricole CIB is highly exposed to the following risks: fluctuations in interest rates, security prices, foreign exchange rates, its own issuer spread and the prices of oil, precious metals and other commodities.

Protracted market movements, particularly asset price declines, may reduce the level of activity in the market or reduce market liquidity. Such developments can lead to material losses if Crédit Agricole CIB cannot close out deteriorating positions in a timely manner. This may especially be the case for assets held by Crédit Agricole CIB that are not very liquid at the outset. Assets that are not traded on stock exchanges or other public trading markets, such as derivatives contracts between banks, may have values that Crédit Agricole CIB calculates using models other than publicly-quoted prices. Monitoring the deterioration of prices of assets like these is difficult and could lead to losses that Crédit Agricole CIB has not anticipated.

During the first half of 2022, the volatility of short-term Euro rates, up to 2 years, was very much affected by a combination of triggering events (central banks announcements, sharply rising inflation figures, etc.) causing the markets to tip into an unexpected and therefore unanticipated hypothesis. Yield curves were distorted and flattened by uncorrelated movements between the short and long ends. Crédit Agricole CIB has also remained heavily involved in the deployment of the new benchmark indices intended to replace the BOR indices. This reform generates new types of market risks. Indeed, the abundance of replacement indices generates not only risks related to the valuation of these new indices and their correlation, but also uncertainty about their quality and sustainability. Finally, the uncertainties regarding the future rules for clearing Euro transactions, essentially around the maintenance of the

⁽⁵⁾ Commercial commitments on the balance sheet and offbalance sheet commitments of customers and banks, net of export credit guarantee, excluding variation risk.

⁽⁶⁾ Part used of credit facilities.

⁽⁷⁾ Variation risk corresponds to the Amount at Risk or immediate loss in the event of default, including any margin calls.

equivalence granted to LCH, persist. In February 2022, the European Union extended the authorization for Eurozone banks to use LCH until 30 June 2025. In the absence of an agreement beyond this date, European banks would be obliged to clear all their transactions within the Eurozone, a very penalizing scenario. To date, LCH remains the only liquid market for Euro transactions, with the LCH/Eurex spread remaining very sensitive to the few flows processed. Risk-weighted assets specific to market risk amounted to €10.0 billion as at 30 June 2022.

B – Crédit Agricole CIB is exposed to the risk of change in the value of its securities portfolio

This Risk factor has not been modified since 31 December 2021 (please refer to page 154 of Crédit Agricole CIB 2021 URD). As at 31 December 2021, the gross outstanding debt securities held by Crédit Agricole CIB were close to €34 billion. Accumulated impairments and reserves and negative fair value adjustments due to credit risk were €37 million.

C – Crédit Agricole CIB is exposed to Foreign exchange risk

This Risk factor has not been modified since 31 December 2021 (please refer to page 154 of Crédit Agricole CIB 2021 URD).

D – Crédit Agricole CIB is exposed to liquidity availability and liquidity price risks

This Risk factor has not been modified since 31 December 2021 (please refer to page 155 of Crédit Agricole CIB 2021 URD). **As at 30 June 2022, Crédit Agricole CIB's had an average liquidity coverage ratio over 12 months (LCR), the prudential ratio to ensure the short-term resilience of the liquidity risk profile, was 123%, greater than the regulatory minimum of 100%.**

The Group's ratings from Moody's, S&P Global Ratings and Fitch Ratings are Aa3 [stable perspective], A+ [stable perspective] and AA- [stable perspective], respectively, at 30 June 2022.

E – Any significant variation in the value of equity investments could impact Crédit Agricole CIB results

This Risk factor has not been modified since 31 December 2021 (please refer to page 155 of Crédit Agricole CIB 2021 URD). As at 31 December 2021, the carrying amount of securities owned by Crédit Agricole CIB was around €0.2 billion, principally in relation to Crédit Agricole Egypt.

F – Crédit Agricole CIB is exposed to variations in interest rates

Global interest rate risk or interest rate risk on the banking book refers to the current or potential risk of a decrease in capital or banking revenues as a result of adverse movements in interest rates affecting the positions of its banking book. Any significant change in interest rate could adversely affect Crédit Agricole CIB's consolidated revenues, equity or profitability.

Crédit Agricole CIB's exposure to overall interest rate risk on client transactions is limited given that the majority of loans and deposits are at variable rates, and given the interest rate matching rule for each customer financing with the Treasury. Interest rate risk is primarily derived from equity capital and equity investments, the modelling of non-interest-bearing liabilities and from maturities of less than one year from the Treasury activities of the banking book.

Crédit Agricole CIB is mainly exposed to changes in interest rates in the euro zone and, to a lesser extent the US Dollar.

Interest rates had been negative for several years, which led Crédit Agricole CIB to set up floors on both the assets and liabilities sides of the balance sheet: the floating rate contracts (with floor) in the banking book became fixed rate contracts at 0%. With the increase in interest rates, these same contracts, when their floor is exceeded, are again treated as floating rate contracts. The asynchronous nature of the change from fixed to floating rate on the assets and liabilities side creates interest rate risk. Moreover, these now adjustable-rate contracts could be indexed to different indices (e.g.: BOR3 months for assets, overnight for liabilities), which once again generates basis risk.

Crédit Agricole CIB could lose €228 million of revenues in case of a 200-basis-point decrease in interest rates, excluding TLTRO, i.e. a 3.85% sensitivity for a reference NBI of €5,913 million in 2021. Based on these same sensitivity calculations,

the net present value of the loss incurred in the next ten years in the event of an adverse 200-basis-point movement in the yield curve equals 1.10%, i.e. €323 million of Crédit Agricole CIB equity.

OPERATIONAL RISKS

Risk-weighted assets specific to these risks amounted to €22.1 billion as at 30 June 2022.

A – Crédit Agricole CIB is exposed to non-compliance risks and legal risks

Crédit Agricole CIB is exposed to the risk of fraud

This Risk factor has not been modified since 31 December 2021 (please refer to page 155 of Crédit Agricole CIB 2021 URD).

Crédit Agricole CIB is exposed to the risk of paying high damages or fines: risk arising from legal, arbitration or administrative proceedings which could be initiated against it

This Risk factor has not been modified since 31 December 2021 (please refer to page 156 of Crédit Agricole CIB 2021 URD).

B – Crédit Agricole CIB is exposed to other operational risks including Information System Security risks

Other operational risks include risks of losses resulting from inadequate or defective processes, staff and internal systems or external events, excluding fraud which is covered in A. Over the period 2019 to 2021, Crédit Agricole CIB's operational risk incidents covered the following: the "Execution, delivery and process management" category represented 34% of operational losses, the "employment practices" category represented 10% of operational losses and the "clients and commercial practices" category represented 3%. Finally, "business disruptions and system failures" incidents accounted for 1% of operational losses. The remaining part of operational losses comes from events related to fraud which is covered in A.

The implementation of sanctions defined by Europe, the US and the UK in the context of the Russia / Ukraine conflict is a strong operational challenge, with an exceptional volume of sanctions.

Risks related to the security of information systems have become a priority, not because of the historical losses (in the "business disruptions and system failures" category referred to above), but due to the emergence of new forms of risk. Crédit Agricole CIB is subject to cyber risk, i.e., the risk of a virtually committed malicious and/or fraudulent act aimed at manipulating information (personal, banking/insurance, technical or strategic data), processes and users with a view to causing significant losses to companies, their employees, partners and clients.

Like most other banks, Crédit Agricole CIB relies heavily on communications and information systems throughout the Group to carry out its business. Any failure or interruption or breach of security of these systems could result in failures or interruptions in its client relationship management, general ledger, deposit, servicing and/or loan organisation systems and give rise to significant costs. **The increase in energy costs generated difficulties for some suppliers of outsourced services.**

Crédit Agricole CIB is also exposed to the risk of an operational failure or interruption of one of its clearing agents, foreign exchange markets, clearing houses, custodians or other financial intermediaries or external service providers that it uses to execute or facilitate its securities transactions. As its interconnectivity with its clients grows, Crédit Agricole CIB may also become increasingly exposed to the risk of operational failure of its clients' information systems.

The adoption by CACIB of an extended remote policy, and the consequent review of the business continuity plan, makes it possible to manage the persistence (in lesser and varying proportions according to the entities of the network) of the health crisis without proven operational fragility. Psycho-social risks are monitored with vigilance.

Finally, climate risk is a driver of operational risk. Its reputational impacts have long been controlled by sector policies. **But other operational issues are appearing with the development of so-called "green" or "sustainable" transactions and the commitments made by Crédit Agricole CIB which, if not met, could generate a reputational risk (membership of the net zero banking alliance via the Crédit Agricole Group in particular).**

BUSINESS RISK

A - Potential negative impact of adverse economic and financial conditions could expose Crédit Agricole CIB to systemic risk which would impact its activities and financial situation

The businesses of Crédit Agricole CIB are specifically and significantly exposed to changes in financial markets and to the development of the economic conditions in France, Europe and the rest of the world. In the financial year ended 31 December 2021, 41% of Crédit Agricole CIB's net banking income were generated in France, 30% in the rest of Europe, 29% in the rest of the world. A deterioration in economic conditions in the markets where Crédit Agricole CIB operates could have one or more of the following impacts:

- Adverse economic conditions would affect the business and operations of clients of Crédit Agricole CIB, which could decrease its revenues and increase the rate of default on loans and other receivables, generating additional provisions in cost of risk for Crédit Agricole CIB;
- A fall in bond, equity and commodity prices could impact a significant proportion of Crédit Agricole CIB's business activities;
- Macro-economic policies adopted in response to actual or anticipated economic conditions could have unintended effects, and may impact market parameters such as interest rates and foreign exchange rates, which in turn could affect the businesses of Crédit Agricole CIB that are most exposed to market risk;
- Perceived favourable economic conditions generally or in specific business sectors could result in asset price bubbles which could in turn exacerbate the impact of corrections if conditions became less favourable;
- A significant economic disruption (such as the global financial crisis of 2008 or the European sovereign debt crisis of 2011) could have a severe impact on all of the activities of Crédit Agricole CIB, particularly if the disruption is characterised by an absence of market liquidity that makes it difficult to sell certain categories of assets at their estimated market value or at all;

On the other hand, uncertainties persist with regard to changes in the health situation in Europe, due to a certain difficulty in continuing to increase the rate of vaccination and vaccine boosters among the population, as well as the development of more contagious variants. In addition, the very uneven evolution of the epidemic and of vaccination throughout the world, in particular in certain emerging countries that are struggling to control the virus, is leading to the maintenance of restrictive government measures and continues to disrupt global trade and supply chains as well as international mobility.

Moreover, the conflict between Russia and Ukraine, as well as economic sanctions measures against Russia adopted in response by a number of countries (including France, the European Union, the United Kingdom and the United States) may have widespread economic and financial repercussions. The conflict has exacerbated the global markets instability with a negative impact on stock market indices, rising commodity prices (particularly oil, natural gas and agricultural products such as wheat), the worsening of supply chains disruption, the rising production costs and additional inflationary pressures beyond those already observed in the first half of 2022. These difficulties for the global economy and the financial markets could have significant negative impact for the Crédit Agricole CIB group and its clients, notably on the cost of risk. These conditions may continue or worsen progressively as the conflict evolves.

In this context, the European commission revised in July its growth forecasts downwards for the year 2022 to 2.6% for the Eurozone and to 2.4% for France and the probability of a full Russian gas supply cut scenario is high, it could then cost some growth points (despite, in the long term, the acceleration of public and private investments in defense and energy transition sectors, and the reduction of energy dependence to Russia). Despite the effect of economic support measures put in place in numerous countries, the pandemic and conflict impacts on economy and financial markets at international level have had and may still have a significant negative impact on Crédit Agricole CIB's business lines results and financial situation. This impact included and could include in the future:

- A decline in revenues;

- A deterioration in the cost of risk resulting from a less favourable macroeconomic outlook and a decline in the repayment capacity of businesses and consumers;
- An increased risk of rating downgrades following sector reviews by certain rating agencies and internal reviews of Crédit Agricole CIB's models;
- Higher risk-weighted assets (RWA) due to the deterioration of risk parameters, which could in turn affect Crédit Agricole CIB's capital position (and in particular its solvency ratio);
- And deterioration in Crédit Agricole CIB Group's liquidity (affecting its short-term liquidity ratio (LCR)) due to various factors including an increase in drawdowns of corporate clients on credit lines.

The diversification in Crédit Agricole CIB business lines and investments already initiated have limited these risks: the first half of 2022 shows that certain businesses or sectors are taking over when others are lagging behind. This was the case in the capital markets and investment banking activities, with solid momentum in the interest rate hedging and foreign exchange activities, which benefited from the high volatility of the markets over the period as well as the growth of the Equity activities, as well as for commercial banking activities, which benefited from the very good results of the International Trade Banking business line.

However, the economic sectors in which Crédit Agricole CIB operates have been affected in different ways by the health and economic context. Those that have seen the most marked deterioration in their risk profile include: the maritime sector (notably ports, bulkers, cruises, tankers), which represents 2.7% of Crédit Agricole CIB's exposures, aeronautics (in particular airlines), which represents 3.3% of exposures, real estate (and notably hotels), representing 4.4%, the Oil & Gas sector (Oil services, offshore), representing 8.9% of exposures, and the automotive sector (rental companies), representing 3.0% of Crédit Agricole CIB's exposures at 30 June 2022.

The deterioration in the risk profile in the various sectors mentioned above as well as the downgrading of Russian counterparties in the context of the Russia-Ukraine conflict resulted in an increase in the cost of risk for Crédit Agricole CIB and additional risk-weighted assets, reflecting a decrease in clients' internal credit ratings. These two factors combined reduce Crédit Agricole CIB's profitability. The year 2020, marked by the Covid crisis, was characterized by a very high cost of risk (€824 million for Corporate and Investment Banking over the year); 2021 had a much lower cost of risk (€49 million for Corporate and Investment Banking). In terms of risk-weighted assets, an increase of +€5.4 billion was recorded for 2020, generated by the deterioration of clients' internal ratings, this impact was of +€2.2 billion for the year 2021. In the first half of 2022, Crédit Agricole CIB's internal credit ratings were significantly affected by changes in the global health and macroeconomic situation, particularly by the consequences of the conflict in Ukraine. As such, Crédit Agricole CIB recorded a cost of risk of -€202 million in Corporate and Investment Banking, including -€376 million for Russian clients (of which -€304 million on performing loans, Stages 1&2), while risk-weighted assets increased by +€5.5 billion linked to the Russia-Ukraine conflict impacts and particularly rating downgrades of Russian counterparties and market risks.

Beyond the Covid-19 crisis and the Russia-Ukraine, Crédit Agricole CIB's operations could be disrupted and its activities, results and financial position could therefore be materially adversely impacted by other sources:

- The impacts related to the complex management of interest rates by the central banks in front of the different issues: the rising inflation, the risk to see it accelerating and staying on a level lastingly high, the Italian political crisis which contributed to a jump in spreads between German rates and Italian rates, the fight "anti-fragmentation" in order to succeed in preventing a new debt crisis in the euro zone etc. generated some uncertainties and could have an unfavourable impact on the activity level;
- The political and geopolitical context – more divisive and tense – is a source of greater uncertainty and increases the overall level of risk. This can lead, in the event of rising tensions or the materialisation of latent risks, to some major market movements and can weigh on economies: trade wars, tensions in the Middle East, in Eastern Europe, tensions with China on Taiwan, social and political crises around the world, etc.;
- In Italy, the started political crisis produced many questions about its possible economic consequences, notably on the pursuit or the ending of the important program of economic reforms initiated under the

previous mandate, on a risk for the equilibrium of the European Union, Italy being the third economy in the EU. That could have some consequences on the whole European market;

- In France, there could also be a significant fall in confidence in the event of a more marked deterioration of the social context (disputes against some specific reforms, protection measures of purchasing power considered insufficient), which could lead households to consume less and save more as a precaution, and companies to delay investments, which could be harmful to growth and to the quality of credit.

It is difficult to predict the downturn in economic conditions or financial markets, and to determine which markets will be most affected. If economic conditions or market conditions in France or elsewhere in Europe, or the financial markets as a whole, deteriorate or become more volatile in a significant manner, Crédit Agricole CIB's operations could be disrupted and it could see a significant negative impact on its activities, results and financial position.

B - Potential unfavourable impact of changes in laws and regulations could expose Crédit Agricole CIB to systemic risk which could affect its activities and results

This Risk factor has not been modified since 31 December 2021 (please refer to page 158 of Crédit Agricole CIB 2021 URD).

C - Crédit Agricole CIB could potentially fail to achieve the objectives set out in its medium-term plan, exposing it to a strategic risk

On 22 June 2022, Crédit Agricole S.A. announced its medium-term plan up to 2025 (the "2025 Medium-term Plan").

The 2025 Medium-term Plan includes a number of financial targets relating to revenues, expenses, and profitability. These financial targets were established primarily for purposes of internal planning and allocation of resources, and are based on a number of assumptions with regard to business and economic conditions. The financial targets do not constitute projections or forecasts of anticipated results. The actual results of Crédit Agricole CIB are likely to vary (and could vary significantly) from these targets for a number of reasons, including the materialisation of one or more of the risk factors described elsewhere in this section.

For example, at the end of 2025, the Large Customer Division, which includes the corporate and investment banking activities of Crédit Agricole CIB, targets to generate an annual growth rate of revenues of 4 to 5%, with profitability of more than 14%. The Corporate and investment banking activities of Crédit Agricole CIB also target to maintain a cost to income ratio below 55% (excluding contribution to the Single Resolution Fund).

The plan's success depends on a very large number of initiatives (some significant and other modest in scope) within Crédit Agricole CIB. The 2025 Medium-term Plan also provides for significant investments, but if the objectives of the plan are not met, the return on these investments will be less than expected.

If Crédit Agricole CIB fails to reach the objectives that were defined in its 2025 Medium-Term Plan, its financial situation and its results could be impacted significantly.

CLIMATE RISK

Crédit Agricole CIB is exposed to the risks incurred by climate change.

This Risk factor has not been modified since 31 December 2021 (please refer to page 159 of Crédit Agricole CIB 2021 URD).

RISKS RELATING TO THE STRUCTURE OF THE CRÉDIT AGRICOLE GROUP

This Risk factor has not been modified since 31 December 2021 (please refer to page 160 of Crédit Agricole CIB 2021 URD).

2. RISK MANAGEMENT

Operational management, including risk management of CRÉDIT AGRICOLE CIB FINANCIAL SOLUTIONS follows the methodologies enacted at the Crédit Agricole CIB Group level.

Crédit Agricole CIB's risk management principles, methodologies and system are described in detail in Crédit Agricole CIB's Universal Registration Document, as updated by the Amendment to the 2021 Universal Registration Document of CREDIT AGRICOLE CIB.

For ease of reference, the description of risk management and the main changes observed in the first half of 2022 described on pages 20 to 29 of the Amendment to CREDIT AGRICOLE CIB's 2021 Universal Registration Document (transmitted to the AMF and made public on 11/08/2022) are reproduced below.

RISK MANAGEMENT

Crédit Agricole CIB Group is predominantly exposed to the following risk categories:

- Credit risks;
- Financial risks;
- Operational risks, including legal and non-compliance risk.

The organisation, principles, and management and supervision tools applied to these risks are described in detail in the 2021 Universal Registration Document, specifically in the chapter covering risk management (pages 162 to 202).

The description of these risks and the main changes observed in the first half of 2022 are presented below, with the exception of **sovereign risk** (changes in sovereign risk are presented in Note 3.2 to the financial statements).

CREDIT RISK

The credit risk management principles, methodologies and system are described in detail in pages 176 to 186 of the 2021 Universal Registration Document.

Concentrations

Breakdown of counterparty risk by geographic region (including bank counterparties)

At 30 June 2022, loans granted by Crédit Agricole CIB net of Export Credit Guarantees and excluding UBAF (i.e. €436 billion versus €418 billion at 31 December 2021) are broken down by geographic region as follows:

CREDIT AGRICOLE CIB FINANCIAL SOLUTIONS
Half yearly Financial Report for the period ended June, 30 2022

<i>Breakdown in %</i>	30.06.2022	31.12.2021
Other Western European countries	29.59%	28.74%
France	23.04%	28.49%
North America	17.96%	16.72%
Asia (excluding Japan)	11.78%	11.81%
Japan	9.49%	5.80%
Africa and Middle East	4.60%	4.57%
Latin America	2.12%	2.09%
Other European countries	1.42%	1.76%
Other and supranational	0.00%	0.00%

Source: Risk data (excluding UBAF, commercial commitments on the balance sheet and off-balance sheet commitments of customers and banks, net of export credit guarantee).

Breakdown of risks by business sector (including bank counterparties)

At 30 June 2022, loans granted by the Crédit Agricole CIB Group, net of export credit guarantees (excluding UBAF), totalled €436 billion (€515 billion gross), compared to €418 billion at end 2021.

This can be broken down by economic sector as follows:

<i>Breakdown in %</i>	30.06.2022	31.12.2021
Bank	21.09%	20.27%
Others	16.70%	16.52%
O/w securitisations	9.46%	9.05%
Oil & Gas	8.93%	8.81%
Other financial activities (non-banking)	6.52%	6.34%
Electricity	5.45%	4.71%
Real estate	4.35%	4.46%
Heavy Industry	3.64%	3.33%
Telecom	3.36%	2.65%
Aerospace/Aeronautics	3.31%	3.56%
Automotive	3.01%	3.23%
Other industries	2.77%	2.78%
Maritime	2.66%	2.59%
IT/Technologies	2.44%	2.14%
Production & Distribution of Consumer Goods	2.33%	2.65%
Other Transport	2.25%	2.21%

CREDIT AGRICOLE CIB FINANCIAL SOLUTIONS
Half yearly Financial Report for the period ended June, 30 2022

Insurance	2.24%	2.15%
Construction	2.11%	1.95%
Health/Pharmaceuticals	1.77%	1.67%
Agri-food	1.50%	1.43%
Non-commercial services/public sector/Local authorities	1.33%	1.47%
Tourism/Hotels/Restaurants	1.11%	1.40%
Utilities	0.40%	2.89%
Media/Publishing	0.40%	0.50%
Wood/Paper/Packaging	0.34%	0.29%
TOTAL	100.00%	100.00%

Source: Risk data (excluding UBAF, commercial commitments on the balance sheet and off-balance sheet commitments of customers and banks, net of export credit guarantee).

Cost of risk

Crédit Agricole CIB's cost of risk and its main changes are presented in Note 4.9 of the consolidated financial statements.

Application of IFRS 9

The principles used to calculate expected credit loss (ECL) are described in the accounting policies and principles (Credit Risk section) which include, in particular, the market inputs, assumptions and estimation techniques used.

In order to calculate expected credit loss in the next 12 months and for the entire remaining life, and in order to determine whether the credit risk of financial instruments has increased significantly since their initial recognition, the Group draws mainly on data used as part of the regulatory calculation system (the internal rating system, evaluation of risk reduction factors and loss given defaults).

Two distinct types of forward-looking macroeconomic information are used when estimating expected loss: central forward-looking information, used to ensure the homogeneity of the macroeconomic vision for all group entities, and local forward-looking information, which can be used to adjust the parameters of the central scenario to take into account Crédit Agricole CIB's specific local characteristics.

To put together the central forward-looking information, the Group relies on four prospective macroeconomic scenarios drawn up by Crédit Agricole S.A.'s Economic Research Department (ECO), which are weighted based on their expected probability of occurrence. The baseline scenario, which is based on budget assumptions, is supplemented by three other scenarios (adverse, moderate adverse and favourable). Quantitative models for assessing the impact of macroeconomic data on the evolution of ECL are also used in internal and regulatory stress tests.

The economic variables are updated quarterly and contain the factors that affect the Group's main portfolios (for example: Change in French and euro zone countries' GDP, unemployment rate in France and Italy, household investment, oil prices, etc.).

The economic outlook and scenarios used to calculate ECL are reviewed each quarter by the IFRS 9 Coordination Committee which brings together the main Group entities as well as any departments of Crédit Agricole S.A. that are involved in the IFRS 9 process.

The central scenario used in the Group's and its entities' central *forward-looking* forecasting models can be summarized as follows:

The new 2022 Central Eco scenario presents both negative and positive signals. Under the negative outlooks, inflationary pressure continues mostly on energy prices. Inflation increases by +4.2% in France and +7.6% in the USA in 2022.

The inflationary shock is considered to be cyclical with a return to normal in 2023.

Despite this context, economic forecasts show a net improvement in the unemployment outlook in the euro zone, with an exceptionally low level for France, 7.5%. GDP in the euro zone and the USA have returned to its pre-crisis level due to sustained growth rates in 2022 (3% for the USA and the euro zone). Equity and Real Estate markets also increase sharply in the central scenario.

Change in ECLs

The change in the structure of exposures and ECLs over the course of the period is detailed in Note 3 to the financial statements at 30 June 2022.

FINANCIAL RISKS

MARKET RISKS

Market risks management systems and the methodology employed to measure and supervise market risks are detailed on pages 187 to 193 of the 2021 Universal Registration Document.

MARKET RISK MEASUREMENT AND MANAGEMENT METHODOLOGY

VaR measure methodologies have not been subject to significant modification during the first semester 2022.

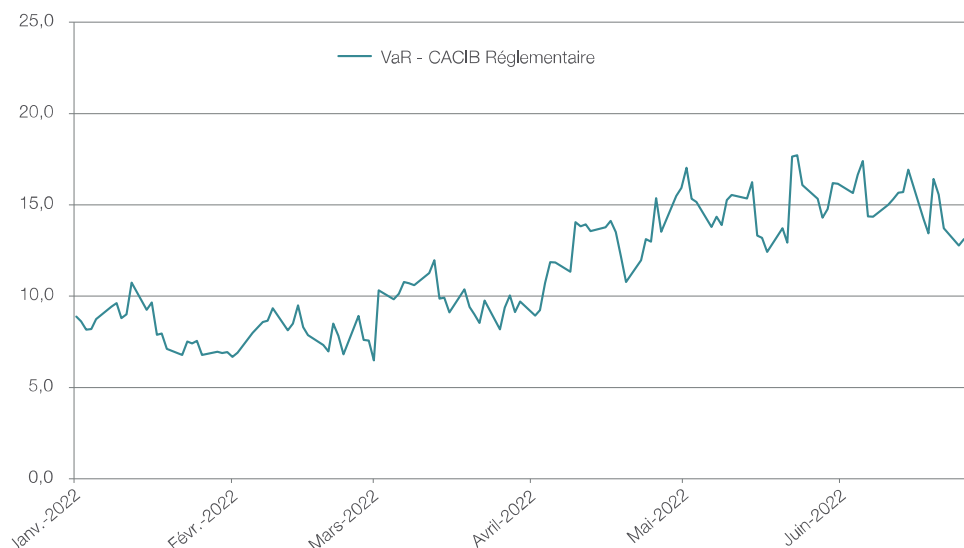
EXPOSURE (VALUE AT RISK (VaR) MEASURE)

Measure of regulatory VaR of Crédit Agricole CIB during the first semester 2022

€ million	First semester 2022				31.12.2021
	End of period	Minimum	Average	Maximum	
Total VaR	13	6	11	18	9
Netting Effect	(9)	(4)	(7)	(11)	(7)
Rates	10	5	8	13	6
Equity	2	1	2	5	2
Foreign exchange	3	1	2	4	4
Commodities	0	0	0	1	0
Credit	6	3	5	8	3

CRÉDIT AGRICOLE CIB'S DAILY CHANGE IN REGULATORY VAR

Crédit Agricole CIB's regulatory VaR in first semester 2022 (in € million)



Regulatory VaR amounted to €13 million at the end of the first half of 2022.

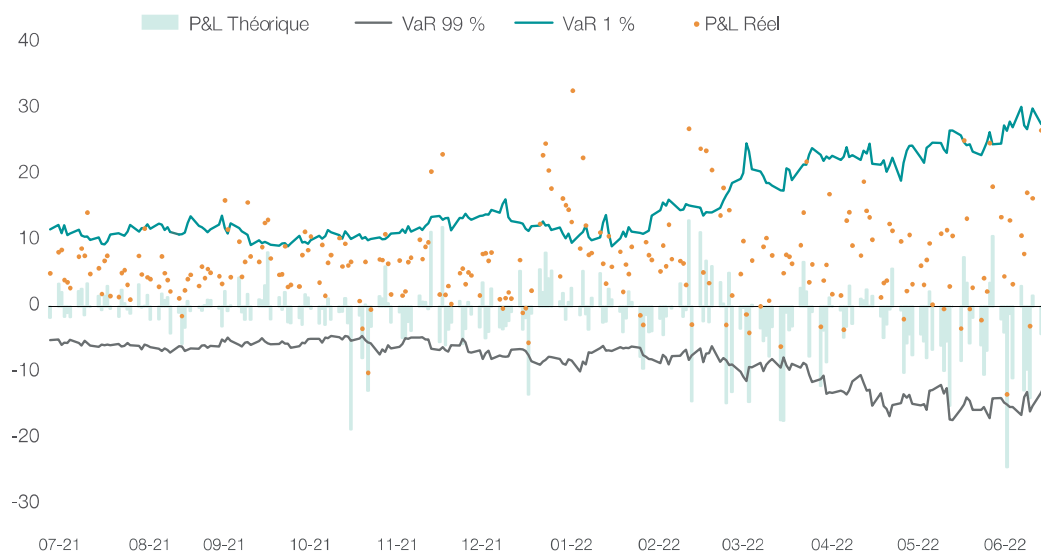
Crédit Agricole CIB's regulatory VaR varied in a narrower range during the first half of 2022 than in 2021, reaching a maximum of €17.7 million on May 26th 2022.

The strong increase of the VaR, during the period, is mainly explained by the higher market volatility notably due to the war in Ukraine and the resulting economic sanctions, rising inflation and various measures taken by the Central Banks. The increase is mainly attributable to rates and credit perimeters as shown in the above table.

Regulatory VaR averaged €11.4 million for the first half of 2022, representing a sharp increase compared to 2021 average which was of €7.8 million.

VAR BACKTESTING

Backtesting of Crédit Agricole CIB's REG VaR at 30 June 2022 (in € million)



CREDIT AGRICOLE CIB FINANCIAL SOLUTIONS

Half yearly Financial Report for the period ended June, 30 2022

At the end of June 2022, 15 Backtesting exceptions (considered in own funds amount determination) were recorded over a rolling one-year period, with theoretical P&L losses - theoretical P&L equivalent to the P&L due solely to market variations - exceeding VaR. 10 of them occurred on the first semester 2022.

These exceptions are essentially due to strong and various market data change which have been observed since the last quarter 2021 in association with the macro-economic environments / inflationist tensions and systemic crises with the war in Ukraine. These events have contributed significantly to the VaR increase since March 2022.

CHANGE IN STRESSED REGULATORY VAR IN THE FIRST HALF OF THE YEAR 2022

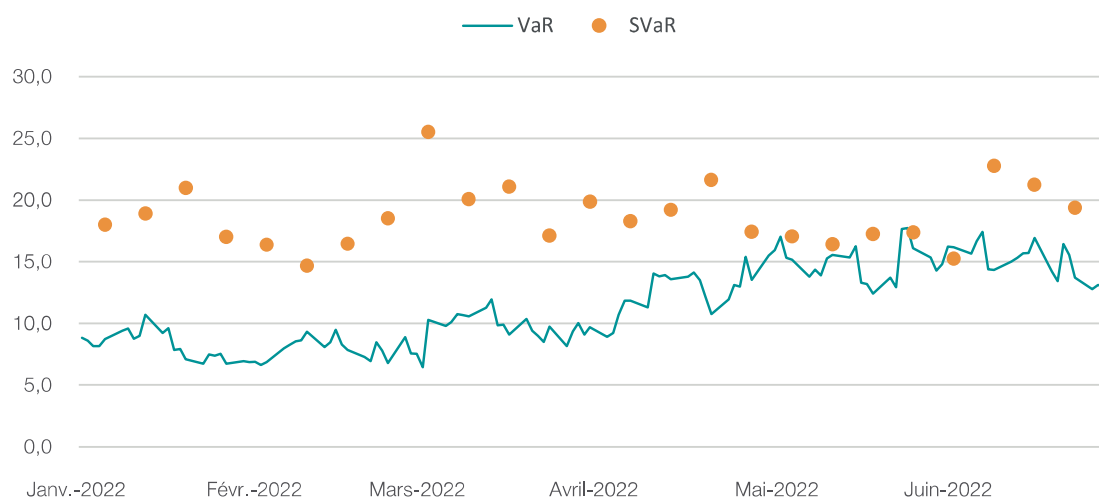
In accordance with the regulator's requirements, the Stressed Value at Risk (SVaR) is produced on a weekly basis. The stressed VaR has not been subject to significant modification in the first semester 2022.

The graph below shows the changes in Crédit Agricole CIB's regulatory VaR and stressed VaR over the first semester 2022.

The Stressed VaR in half-year 2022, on average, was €18.7 million, steady compared to 2021, with a tighter range of variation, as shown in the table of statistics below.

At the end of June, the SVaR/ VaR ratio is 1.4.

Stressed regulatory VaR S1-2022 (in M€)



€ million	First semester 2022				31.12.2021
	End of period	Minimum	Average	Maximum	
Stressed regulatory VaR	19	15	19	25	17

OTHER INDICATORS

Own funds requirement related to the IRC

€ million	30.06.2022	Minimum	Maximum	Average	31.12.2021
IRC	207	153	250	196	188

Own funds requirement associated with CVA

€ million	30.06.2022	Minimum	Maximum	Average	31.12.2021
CVA	393	316	393	353	316

Own funds requirement associated with prudent valuation

€ million	30.06.2022	Minimum	Maximum	Average	31.12.2021
Prudent Valuation	915	772	915	831	772
Of which market activities	701	538	701	617	538

OTHER FINANCIAL RISKS

The organisation and supervisory/oversight system applied to asset-liability management are described on pages 193 to 197 of the 2021 Universal Registration Document and did not undergo any significant changes.

GLOBAL INTEREST RATE RISK

Global interest rate risk or interest rate risk on the banking book refers to the current or potential risk of a decrease in capital or banking revenues as a result of adverse movements in interest rates affecting the positions of its banking book.

The objectives and policy, Risk Management, and the method for measuring overall interest rate risk are presented on pages 193 and 194 of the 2021 Universal Registration Document.

Exposure

Crédit Agricole CIB's exposure to overall interest rate risk on client transactions is limited given the interest rate matching rule for each client financing with Treasury.

Interest rate risk is primarily derived from equity capital and equity investments, the modelling of non-interest-bearing liabilities and from maturities of less than one year from the Treasury activities of the banking book.

The Group is mainly exposed to eurozone and, to a lesser extent US Dollar, interest rate variations.

Crédit Agricole CIB manages its exposure to interest rate risk using gap exposure limits and based on the net present value of all currencies defined by Crédit Agricole S.A.

Interest rate gaps express the surplus or deficit on fixed-rate financial resources/borrowings. Conventionally, a positive gap represents an exposure subject to the risk that interest rates will fall over the period in question.

The results of these measures at 30 June 2022 therefore show that the Bank is exposed to a fall in interest rates beyond the first year.

€ billion	0-1 year	1-5 years	5-10 years
Average US Dollar gap	(3.89)	(0.13)	0.00
Average Euro gap	9.03	1.46	(0.26)

To be noted that on the first and second year, the average Euro gap incorporates fixed-rate modeling of a share of TLTRO III drawdowns.

FOREIGN EXCHANGE RISK

Foreign exchange risk is the financial risk associated with an unfavourable change in exchange rates on the foreign exchange market. It is primarily assessed by measuring net residual exposure, taking into account gross foreign exchange positions and hedging and differentially between structural and operational foreign exchange risk. Structural and operational foreign exchange risks are described on page 195 of the 2021 Universal Registration Document and have not changed significantly in the first half of 2022.

LIQUIDITY RISK

The Crédit Agricole CIB Group is, like all credit institutions, exposed to the risk that it will not have sufficient funds to honour its commitments. This risk is realised in the event, for example, of a massive withdrawal of deposits from customers or investors or during a crisis of confidence or general market liquidity (access to interbank, money market and bond markets).

At end-June 2022, the LCR numerator (including the portfolio of HQLA securities, cash and central-bank deposits, excluding mandatory reserves), averaged over 12 months, came out at €155 billion for Crédit Agricole CIB. The LCR denominator (representing net cash outflows), averaged over 12 months, stood at €126 billion for Crédit Agricole CIB. As requested by the regulator, these items have been published quarterly since 31 March 2018.

Crédit Agricole CIB's LCR averaged 123% over 12 months at end-June 2022. Credit institutions have been subject to an LCR threshold of 100% since 1 January 2018.

GLOBAL INTEREST RATE AND FOREIGN EXCHANGE RISK HEDGING

In managing its financial risks, Crédit Agricole CIB uses instruments (interest rate swaps and forex transactions) for which a hedging relationship is established based on the management intention pursued.

Note 3.4 to the Group's consolidated financial statements presents the market values and notional amounts of hedging derivatives. The three types of hedges used (fair-value hedge, cash-flow hedge and hedge of a net investment in a foreign operation) are described on pages 196 and 197 of the 2021 Universal Registration Document.

Regarding cash-flow hedges, in accordance with IFRS 7, the amounts of future interest payments associated with balance sheet items subject to cash-flow hedges are presented below by maturity.

	30.06.2022		
	1 to 5 years	≥ 5 years	Total
€ million			
Cash flow hedged (to be paid)	0	0	0
Cash flow hedged (to be received)	1,077	587	1,888

OPERATIONAL RISKS

Operational risks were the subject of a taxonomy established at the Crédit Agricole Group level and adapted for Crédit Agricole CIB, which is presented in the preamble to the "Risk Factors" section.

Crédit Agricole CIB's operational losses remain very limited in the context of a geopolitical health crisis and economic uncertainty: the overall amount recorded at 30 June 2022 was €9.2 million (excluding border credit risk), of which €7.2 million for Corporate and Investment Bank.

No significant financial consequences related to Covid-19 or the Ukraine crisis over the half-year. Maintaining the crisis system over time remains a matter of vigilance and a strong point of attention.

The bank is continuing its efforts to maintain and adapt its close management of operational risks:

Establishment of the RCSA (Risk & Controls Self-Assessment) on an ongoing basis,
Deployment of an operational control register,
Update of supervisory controls,
Work on new risks (climatic risks in particular),
Involvement in the management of intra-Group outsourcing and pooling in the light of EBA guidelines and to meet the bank's needs.

This operational risk management system and its evolution justify a net "acceptable" rating of CACIB's operational risk at 30 June 2022.

At 30 June 2022, the "quarterly operational cost of risk/quarterly Net banking income" risk appetite indicator came out at 0.26%, with a risk tolerance of 4%.

DEVELOPMENTS IN LEGAL RISKS

The main legal and tax proceedings outstanding at Crédit Agricole Corporate and Investment Bank and its fully consolidated subsidiaries are described in the 2021 management report.

With respect to the exceptional events and the litigations set out in this report, the new developments are mentioned:

in the fifth, eighth and eleventh paragraphs of the part relating to "Euribor/Libor and other indexes",
In the third and fourth paragraphs of the part relating to "Bonds SSA",
In the two last paragraphs of the part relating to "Intercontinental Exchange, Inc. ("ICE")",

LITIGATION AND EXCEPTIONAL EVENTS

Office of Foreign Assets Control (OFAC)

In October 2015, Crédit Agricole S.A. and its subsidiary Crédit Agricole Corporate and Investment Bank (Crédit Agricole CIB) reached agreements with the US and New York authorities that had been conducting investigations regarding US dollar transactions with countries subject to US economic sanctions. The events covered by this agreement took place between 2003 and 2008.

Crédit Agricole CIB and Crédit Agricole S.A., which cooperated with the US and New York authorities in connection with their investigations, have agreed to pay a total penalty amount of \$787.3 million (i.e. €692.7 million). The payment of this penalty has been allocated to the pre-existing reserve that had already been taken and, therefore, has not affected the accounts for the second half of 2015.

The agreements with the Board of Governors of the Federal Reserve System (Fed) and the New York State Department of Financial Services (NYDFS) are with CASA and Crédit Agricole CIB. The agreement with the Office of Foreign Assets Control (OFAC) of the US Department of the Treasury is with Crédit Agricole CIB. Crédit Agricole CIB also entered into separate deferred prosecution agreements (DPAs) with the United States Attorney's Office for the District of Columbia (USAO) and the District Attorney of the County of New York (DANY), the terms of which are three years. On 19 October 2018, the two deferred prosecution agreements with USAO and DANY ended at the end of the three year period, CACIB having complied with all its obligations under the DPAs.

Crédit Agricole continues to strengthen its internal procedures and its compliance programs regarding laws on international sanctions and will continue to cooperate fully with the US and New York authorities with its home regulators, the European Central Bank and the French Regulatory and Resolution Supervisory Authority (ACPR), and with the other regulators across its worldwide network.

Pursuant to the agreements with NYDFS and the US Federal Reserve, Crédit Agricole's compliance program is subject to regular reviews to evaluate its effectiveness, including a review by an independent consultant appointed by NYDFS for a term of one year and annual reviews by an independent consultant approved by the Federal Reserve.

Euribor/Libor and other indexes

Crédit Agricole S.A. and its subsidiary Crédit Agricole CIB, in their capacity as contributors to a number of interbank rates, have received requests for information from a number of authorities as part of investigations into: (i) the calculation of the Libor (London Interbank Offered Rates) in a number of currencies, the Euribor (Euro Interbank Offered Rate) and certain other market indices; and (ii) transactions connected with these rates and indices. These demands covered several periods from 2005 to 2012.

As part of its cooperation with the authorities, Crédit Agricole S.A. and its subsidiary Crédit Agricole CIB carried out investigations in order to gather the information requested by the various authorities and in particular the American authorities – the DOJ (Department of Justice) and CFTC (Commodity Future Trading Commission) – with which they are in discussions. It is currently not possible to know the outcome of these discussions, nor the date when they will be concluded. Furthermore, Crédit Agricole CIB is currently under investigation opened by the Attorney General of the State of Florida on both the Libor and the Euribor.

Following its investigation and an unsuccessful settlement procedure, on 21 May 2014, the European Commission sent a statement of objection to Crédit Agricole S.A. and to Crédit Agricole CIB pertaining to agreements or concerted practices for the purpose and/or effect of preventing, restricting or distorting competition in derivatives related to the Euribor.

In a decision dated 7 December 2016, the European Commission jointly fined Crédit Agricole S.A. and Crédit Agricole CIB €114,654,000 for participating in a cartel in euro interest rate derivatives. Crédit Agricole S.A. and Crédit Agricole CIB are challenging this decision and have asked the General Court of the European Union to overturn it. The hearing before the Court was held on 17 March 2022 and the date of the decision is not known at this stage.

The Swiss competition authority, COMCO, has conducted an investigation into the market for interest rate derivatives, including the Euribor, with regard to Crédit Agricole S.A. and several Swiss and international banks. This investigation was closed following a settlement procedure under which Crédit Agricole S.A. agreed to pay a penalty of CHF 4,465,701 and proceedings costs amounting to CHF 187,012 without any admission of guilt.

Moreover, in June 2016 the South Korean competition authority (KFTC) decided to close the investigation launched in September 2015 into Crédit Agricole CIB and the Libor index on various currencies, Euribor and Tibor indices. The investigation into certain foreign exchange derivatives (ABS-NDF) has been closed by the KFTC according to a decision notified to Crédit Agricole CIB on 20 December 2018.

Concerning the two class actions in the United States of America in Crédit Agricole S.A. and Crédit Agricole CIB have been named since 2012 and 2013 along with other financial institutions, both as defendants in one (“Sullivan” for the Euribor) and only Crédit Agricole S.A. as defendant for the other (“Lieberman” for Libor), the “Lieberman” class action is at the preliminary stage that consists in the examination of its admissibility: after a stay of proceedings that lasted several years, the US District Court for the Southern District of New York reactivated the proceedings and granted the plaintiffs a delay to clarify their requests on 17 June 2022. Concerning the “Sullivan” class action, Crédit Agricole S.A. and Crédit Agricole CIB had introduced a motion to dismiss the plaintiffs’ claim, which was, in first instance, granted by the US District Court of New York State. On 14 June 2019, the plaintiffs had appealed this decision. While awaiting the decision on this appeal, the U.S. Second District Court of Appeal handed down on 31 December 2021, in a separate case (known as GELBOIM), a decision modifying its jurisprudence on the personal jurisdiction of US courts over foreign defendants. In order to avoid possible negative consequences of this reversal of jurisprudence on the ongoing appeal, Crédit Agricole S.A. and Crédit Agricole CIB negotiated with the plaintiffs a settlement to permanently end the proceedings. This settlement provides for the payment to the plaintiffs of \$55 million, amount that will not affect the 2022 accounts as it is covered by provisions for litigation recorded in the consolidated accounts of the Crédit Agricole Group. It does not involve any admission of guilt from Crédit Agricole S.A. and Crédit Agricole CIB. This settlement has yet to be definitively approved by the Court of New York, probably in the last quarter of 2022.

Since 1 July 2016, Crédit Agricole S.A. and Crédit Agricole CIB, together with other banks, are also party to a new class action suit in the United States (“Frontpoint”) relating to the SIBOR (Singapore Interbank Offered Rate) and SOR (Singapore Swap Offer Rate) indices. After having granted a first motion to dismiss filed by Crédit Agricole S.A. and Crédit Agricole CIB, the New York Federal District Court, ruling on a new request by the plaintiffs, excluded Crédit Agricole S.A. from the Frontpoint

case, on the grounds that it had not contributed to the relevant indexes. The Court considered, however, taking into account recent developments in case law, that its jurisdiction could apply to Crédit Agricole CIB, as well as to all the banks that are members of the SIBOR index panel. The allegations contained in the complaint regarding the SIBOR/USD index and the SOR index were also rejected by the court, therefore the index SIBOR/Singapore dollar alone is still taken into account. On 26 December 2018, the plaintiffs filed a new complaint aimed at reintroducing into the scope of the Frontpoint case the alleged manipulations of the SIBOR and SOR indexes that affected the transactions in US dollars. Crédit Agricole CIB, alongside the other defendants, objected to this new complaint at the hearing held on 2 May 2019 before the New York Federal District Court. On 26 July 2019, the Federal Court granted the defendants' motion to dismiss. The plaintiffs filed a notice of appeal on 26 August 2019.

On 17 March 2021, a three-judge panel of the Court of Appeal of the 2nd Circuit reversed the dismissal and returned the case to the District Court. The defendants, including Crédit Agricole CIB, requested the Second Circuit Court to rehear the case "en banc" (all the active judges of the Court). This motion was denied by the Second Circuit Court on 6 May 2021. Another motion was filed on 12 May 2021 by the defendants seeking a stay of this decision remanding the case to the District Court, which was rejected on 24 May 2021. On 1 October 2021, the defendants filed a petition for writ of certiorari with the US Supreme Court, which decided on 10 January 2022 not to consider the case. A new petition, currently under review, has been filed by the defendants before the District Court in an attempt to stop this action.

On 27 May 2022, the 13 defendants entered into a settlement agreement with the plaintiffs to definitely dismiss this action. This agreement provides for payment of a fixed sum to the plaintiffs, with distribution plan for each plaintiff. It therefore provides for payment by Crédit Agricole CIB of \$7.3 million (8.03% of the total amount). This agreement includes no acknowledgement of culpability on the part of Credit Agricole CIB, and has yet to be definitely approved by the New York court, most likely in late 2022.

These class actions are civil actions in which the plaintiffs claim that they are victims of the methods used to set the Euribor, Libor, SIBOR and SOR indexes, and seek repayment of the sums they allege were unlawfully received, as well as damages and reimbursement of costs and fees paid.

Bonds SSA

Several regulators requested information to Crédit Agricole S.A. and to Crédit Agricole CIB for investigations relating to activities of different banks involved in the secondary trading of Bonds SSA (Supranational, Sub-Sovereign and Agencies) denominated in US dollars. Through the cooperation with these regulators, Crédit Agricole CIB proceeded to internal inquiries to gather the required information available. On 20 December 2018, the European Commission issued a Statement of Objections to a number of banks including Crédit Agricole S.A. and Crédit Agricole CIB within its inquiry on a possible infringement of rules of European Competition law in the secondary trading of Bonds SSA denominated in American dollars. Crédit Agricole S.A. and Crédit Agricole CIB became aware of these objections and issued a response on 29 March 2019, followed by an oral hearing on 10-11 July 2019.

In a decision dated 28 April 2021, the European Commission jointly fined Crédit Agricole S.A. and Crédit Agricole CIB €3,993,000 for participating in a cartel in the secondary trading market of Bonds SSA denominated in American dollars. On 7 July 2021, Crédit Agricole S.A. and Crédit Agricole CIB appealed this decision to the General Court of the European Union. Crédit Agricole CIB was included with other banks in a putative consolidated class action before the United States District Court for the Southern District of New York. That action was dismissed on 29 August 2018 on the basis that the plaintiffs failed to allege an injury sufficient to give them standing. The plaintiffs filed an amended complaint on 7 November 2018. Crédit Agricole CIB as well as the other defendants filed motions to dismiss the amended complaint. An order issued on 30 September 2019 dismissed the class action against CACIB for lack of personal jurisdiction and, in a subsequent ruling, the Court held that the plaintiffs had in any event failed to state a claim for violation of US antitrust law. In June 2020, the plaintiffs took an appeal from both of the Court's orders. On 19 July 2021, the Second Circuit Court of Appeals affirmed the district court's holding that plaintiffs had failed to state a claim for violation of US antitrust law. Plaintiffs' deadline to seek further review of the district court's decision from the US Supreme Court passed on 2 December 2021, without plaintiffs

seeking review by that Court. Plaintiffs subsequently sought leave to file a motion to vacate the trial court's judgment, on the basis that the trial court judge had not disclosed a conflict of interest at the outset of the action. The action was reassigned to a new judge for purposes of considering that request, and that new judge ordered the parties to brief the issue for her review. Plaintiffs' application to vacate the judgement is now fully briefed and awaiting decision by the court.

On 7 February 2019, a second class action was filed against Crédit Agricole CIB and the other defendants named in the class action already pending before the United States District Court for the Southern District of New York. In July 2020, the plaintiffs voluntarily discontinued the action but the claim could be revived.

On 11 July 2018, Crédit Agricole S.A. and Crédit Agricole CIB were notified with other banks of a class action filed in Canada, before the Ontario Superior Court of Justice. Another class action has been filed before the Federal Court of Canada. The action before the Ontario Superior Court of Justice was dismissed on 19 February 2020.

O'Sullivan and Tavera

On 9 November 2017, a group of individuals, (or their families or estates), who claimed to have been injured or killed in attacks in Iraq filed a complaint ("O'Sullivan I") against several banks including Crédit Agricole S.A., and its subsidiary Crédit Agricole Corporate Investment Bank (Crédit Agricole CIB), in US Federal District Court in New York.

On 29 December 2018, the same group of individuals, together with 57 new plaintiffs, filed a separate action ("O'Sullivan II") against the same defendants.

On 21 December 2018, a different group of individuals filed a complaint ("Tavera") against the same defendants.

All three complaints allege that Crédit Agricole S.A., Crédit Agricole CIB, and other defendants conspired with Iran and its agents to violate US sanctions and engage in transactions with Iranian entities in violation of the US Anti-Terrorism Act and the Justice Against Sponsors of Terrorism Act. Specifically, the complaints allege that Crédit Agricole S.A., Crédit Agricole CIB, and other defendants processed US dollar transactions on behalf of Iran and Iranian entities in violation of sanctions administered by the US Treasury Department's Office of Foreign Assets Control, which allegedly enabled Iran to fund terrorist organizations that, as is alleged, attacked plaintiffs. The plaintiffs are seeking an unspecified amount of compensatory damages.

On 2 March 2018, Crédit Agricole CIB and other defendants filed a motion to dismiss the O' Sullivan I Complaint. On 28 March 2019, the Court granted defendants' motion to dismiss. On 22 April 2019, the plaintiffs filed a motion to amend their complaint. Defendants submitted an opposition to that motion on 20 May 2019 and plaintiffs filed a reply on 10 June 2019. On 25 February 2020, the plaintiffs' motion to amend their complaint was denied and their original complaint dismissed with prejudice.

On 28 May 2020, plaintiffs filed a motion requesting that the court enter a final judgment against defendants to allow an appeal. On 11 June 2020, the defendants filed an opposition to plaintiffs' motion, and plaintiffs filed a reply brief on 18 June 2020. On 29 June 2021, the court denied plaintiffs' motion.

On 28 July 2021, the court stayed the O'Sullivan I action pending a decision in the appeal in a related case, *Freeman v. HSBC Holdings, PLC*, No. 19-3970 (2 d. Cir.). (The O'Sullivan II and Tavera cases have been previously stayed pending that appeal.)

Intercontinental Exchange, Inc. ("ICE")

On 15 January 2019 a class action ("Putnam Bank") was filed before a federal court in New York (US District Court Southern District of New York) against the Intercontinental Exchange, Inc. ("ICE") and a number of banks including Crédit Agricole S.A., Crédit Agricole CIB and Crédit Agricole Securities-USA. This action has been filed by plaintiffs who allege that they have invested in financial instruments indexed to the USD ICE LIBOR. They accuse the banks of having collusively set the index USD ICE LIBOR at artificially low levels since February 2014 and made thus illegal profits.

On 31 January 2019 a similar action ("Livonia") has been filed before the US District Court Southern District of New York, against a number of banks including Crédit Agricole S.A., Crédit Agricole CIB and Crédit Agricole Securities-USA. On 1 February 2019, these two class actions were consolidated for pre-trial purposes.

On 4 March 2019, a third class action (“Hawai Sheet Metal Workers retirement funds”) was filed against the same banks in the same court and consolidated with the two previous actions on 26 April 2019. On 1 July 2019, the plaintiffs filed a “Consolidated Class Action Complaint”.

On 30 August 2019, the defendants filed a motion to dismiss against this consolidated complaint.

On 26 March 2020, a judgement granted the defendants motion to dismiss. On 24 April 2020, the plaintiffs filed a notice of appeal.

On November 30, 2020, during briefing of the appeal, Plaintiffs’ lawyers informed Defendants that all of the named Plaintiffs wished to withdraw from the case and, on December 1, 2020, Plaintiffs’ counsel filed the motion to stay the appeal, which Defendants opposed. The court denied the motion on 7 December 2020 and Plaintiffs filed their reply brief on 15 December 2020.

On 28 December 2020, DYJ Holdings Inc. filed a motion for leave to intervene to replace the current named plaintiffs. On 7 January 2021, defendants filed a brief in opposition to DYJ Holdings’ motion and also filed a motion to dismiss the appeal.

On 6 April 2021, the court granted DYJ Holdings Inc.’s motion for leave to intervene and denied defendants’ motion to dismiss the appeal.

On 10 June 2021, defendants submitted a supplemental brief addressing merits issues unique to DJY Holdings.

On 14 February 2022, the Second Circuit dismissed the appeal.

DYJ Holdings did not appeal the dismissal of its complaint to the Supreme Court by the statutory deadline, and thus the matter has concluded.

Binding agreements

Crédit Agricole CIB. does not depend on any industrial, commercial or financial patent, license or contract.

NON COMPLIANCE RISKS

The following main changes were made in terms of non-compliance risk management compared to the Universal Registration Document as at 31 December 2021:

Adapting the system to manage the consequences of the Russia/Ukraine crisis, including the emergence of substantial international sanction programmes against Russia.

One of the major features of the reaction of the international community to Russia’s invasion of Ukraine in February 2022 was the very rapid implementation of exceptional sanctions against individuals, companies, financial institutions, economic sectors and the Russian state. The sudden emergence of these new sanctions programmes, their very broad scope and their immediate (or very rapid) application were appropriately managed by the Bank by making significant adjustments to the Compliance function’s systems:

- an increased allocation of resources of the Compliance teams to deal with the Russia/Ukraine crisis with a view to analysing, in real time, the impacts of the new sanctions programmes on the Bank’s activities, responding to the numerous requests related to this new situation and immediately identifying the Bank’s clients who may be affected by these new sanctions, directly or through contamination;
- meetings, from the outset, of a daily crisis unit involving members of the Management team and the Bank’s main functions;
- a reinforced exchange with the French Treasury Department or other authorities, consulted systematically in order to validate the status of certain clients which may be open to interpretation;
- particular attention is paid to the implementation of the freezing or blocking of flows or accounts, in accordance with the new sanctions programmes and confirmations received from the French Treasury Department.

The creation within Compliance of a Sustainable Finance/ESG Compliance team, responsible for:

- advising and communicating internally with the Bank’s business lines and other departments on regulatory issues associated with ESG issues;

- helping to issue recommendations on "sensitive" transactions/clients;
- carrying out ESG regulatory monitoring and assisting to implement and roll out training on ESG issues.

At CA Indosuez level, the Asset Management Compliance Business Line has been created to support the strong growth of the Asset Management business. Its role is to supervise Compliance at all four asset management entities: CA Indosuez Gestion, CA Indosuez Wealth Asset Management, CFM Gestion and CA Indosuez Finanziaria.

V – AGREEMENTS REFERRED TO IN ARTICLES L.225-38 ET SEQ. OF THE FRENCH COMMERCIAL CODE

We hereby inform you that during the first half of 2022, no agreement was concluded prompting the application of Articles L.225-38 et seq. of the French Commercial Code.

VI – SHAREHOLDING STRUCTURE

At 30 June 2022, the share capital of CRÉDIT AGRICOLE CIB FINANCIAL SOLUTIONS broke down as follows:

- CRÉDIT AGRICOLE CIB holds 2,495 shares or 99.80% of the share capital,
- COMPAGNIE FRANÇAISE DE L'ASIE holds 1 share or 0.04% of the share capital,
- INDOSUEZ PARTICIPATIONS holds 1 share or 0.04% of the share capital,
- CHAUX HYDRAULIQUES DU LANG THO holds 1 share or 0.04% of the share capital,
- Emmanuel Bapt holds 1 share or 0.04% of the share capital,
- Benoît Plaut holds 1 share or 0.04% of the share capital,

At 30 June 2022, CREDIT AGRICOLE CIB held 99.80% of your company and is its majority shareholder.

VII – CORPORATE OFFICES HELD BY DIRECTORS

Term of office of Directors:

The Ordinary General Meeting of 23 May 2022 renewed the terms of office of: Christine CREMEL, Emmanuel BAPT, Benoît PLAUT, INDOSUEZ PARTICIPATIONS, Mickael CRABOS and Karima HAMIDOUCHE for a term of three years, i.e. until the end of the General Meeting convened in 2025 to approve the financial statements for the financial year ended 31 December 2024.

VIII – CORPORATE GOVERNANCE

1) LIST OF CORPORATE OFFICES AND POSITIONS HELD AT 30 JUNE 2022

List of all corporate offices and positions held in any company during the previous financial year by each of the company's corporate officers:

Corporate officer	Company	Department	Function	Date of 1st Appointment	Expiry
Christine Cremel	CREDIT AGRICOLE CIB FINANCIAL SOLUTIONS	Board of Directors	CEO and Director	09/07/2020	30/06/2025
	ISDA	Board of Directors	Member	22/07/2020	12/05/2024
Emmanuel Bapt	CREDIT AGRICOLE CIB FINANCIAL SOLUTIONS	Board of Directors	Director	20/09/2012	30/06/2025
Benoît Plaut	CREDIT AGRICOLE CIB FINANCIAL SOLUTIONS	Board of Directors	Director	09/09/2015	30/06/2025
Ghyslain Ladret	CREDIT AGRICOLE CIB FINANCIAL SOLUTIONS	Board of Directors	Director	25/11/2019	30/06/2023
Karima Hamidouche	CREDIT AGRICOLE CIB FINANCIAL SOLUTIONS	Board of Directors	Director	06/04/2021	30/06/2025
INDOSUEZ PARTICIPATIONS	CREDIT AGRICOLE CIB FINANCIAL SOLUTIONS	Board of Directors	Director	22/12/2003	30/06/2025
	FININVEST	Board of Directors	Director	27/06/1995	30/06/2025
	CREDIT AGRICOLE CIB AIRFINANCE	Board of Directors	Director	09/10/1987	30/06/2024
Ludovic Normand	CREDIT AGRICOLE CIB FINANCIAL SOLUTIONS	Board of Directors	Director	15/06/2018	30/06/2023
Mickael Crabos	CREDIT AGRICOLE CIB FINANCIAL SOLUTIONS	Board of Directors	Director	28/09/2018	30/06/2025
	CREDIT AGRICOLE CIB FINANCE (GUERNSEY) LTD		Director	01/04/2019	Open-ended

2) COMPOSITION AND CONDITIONS FOR PREPARING AND ORGANISING THE BOARD'S WORK

At 30 June 2022, the Board consisted of the following 8 members, appointed for a three-year term and eligible for re-election subject to the age limit:

- Christine Cremel
- Emmanuel Bapt
- Benoît Plaut
- INDOSUEZ PARTICIPATIONS represented by Frédéric Ntjono
- Ludovic Normand
- Mickael Crabos
- Ghyslain Ladret
- Karima Hamidouche

In particular, the Articles of Association provide that the Board of Directors meets as often as the interests of the company so require when summoned by its Chairman or by any person appointed for this purpose by the Board of Directors. However, two directors acting together may request the Chair to convene the Board on a specific agenda.

Meetings are held either at the registered office or at any other location indicated in the meeting notice.

The Articles of Association also stipulate that, subject to the powers expressly granted to shareholders' meetings and within the limits of the corporate purpose, the Board of Directors determines the guidelines of the company's activity and ensures their implementation. It deals with any matter concerning the smooth running of the company and through its deliberations settles the matters that concern it.

Throughout the first half of 2022, it ensured that the company ran smoothly.

3) BALANCED GENDER REPRESENTATION ON THE BOARD

The Board of Directors is made up of 8 directors, including 2 women.

4) INFORMATION ABOUT DELEGATIONS OF AUTHORITY FOR CAPITAL INCREASES

There are no valid delegations of authority or powers granted by the General Meeting of Shareholders to the Board of Directors with respect to capital increases pursuant to the provisions of Articles L.225-129-1 and L.225-129-2 of the French Commercial Code.

5) AGREEMENTS ENTERED INTO BETWEEN THE CORPORATE OFFICERS OR A SIGNIFICANT SHAREHOLDER OF A COMPANY AND ANOTHER COMPANY CONTROLLED BY THE FORMER WITHIN THE MEANING OF ARTICLE L.233-3 OF THE FRENCH COMMERCIAL CODE (WITH THE EXCEPTION OF ORDINARY TRANSACTIONS ENTERED INTO ON AN ARM'S LENGTH BASIS).

To the best of the Company's knowledge, no agreement, other than current agreement entered into on an arm's length basis, was entered into during the first half of 2022, directly or through an intermediary, between one of the corporate officers or one of the shareholders holding more than 10% of the Company's voting rights and another company controlled by the former within the meaning of Article L 233-3 of the French Commercial Code.

6) POTENTIAL CONFLICTS OF INTEREST

To the best of the Company's knowledge, there are no potential conflicts of interest between, with regard to duties towards the Company, the members of the Board of Directors and the General Management, and their private interests and other duties.

7) METHODS OF GENERAL MANAGEMENT – POWERS OF THE CHIEF EXECUTIVE OFFICER

During the past half year, there has been no change in the way the General Management has conducted its business – i.e. in the combination of roles of Chairman of the Board of Directors and Chief Executive Officer.

The Articles of Association (Article 10) provide that the Chief Executive Officer is vested with the broadest powers to act in all circumstances on behalf of the company. He or she represents the company in its dealings with third parties.

8) INFORMATION CONCERNING CORPORATE OFFICERS

CREDIT AGRICOLE CIB FINANCIAL SOLUTIONS did not pay any compensation or benefits of any kind whatsoever to its corporate officers in the first half of 2022.

CREDIT AGRICOLE CIB FINANCIAL SOLUTIONS has no employees.

9) CORPORATE GOVERNANCE CODE

The Company does not refer to a corporate governance code developed by organisations representing the companies.

Chief Executive Officer
Christine Cremel